



The Republic of Uganda
Ministry of Education & Sports

**A Comprehensive Report on the Universal Post Primary
Education & Training (UPPET /USE) & Universal Post
O' Level Education & Training (UPOLET) National
Headcount Exercise 2014**

MINISTRY OF EDUCATION AND SPORTS
A report on the
USE/UPPET and UPOLET
National Headcount held on the 8th April 2014

A Ministry of Education & Sports Publication
Produced By
The Statistics Section,
Education Planning and Policy Department
Ministry of education and Sports,
P.O. Box 7063
Kampala, Uganda
E-mails: epd@education.go.ug
statistics@education.go.ug

Foreword

It's now seven years since government commenced the implementation of the Universal Post Primary Education and Training (UPPET) with an objective of increasing access to quality secondary education. To further this, in 2011, government undertook to implement the Universal Post O'Level Education and Training (UPOLET) as a strategic intervention aimed at increasing access at Post S.4 education level in order to consolidate the gains and successes so far registered under UPE and USE programmes. The two programmes have greatly transformed education and skills development in the country through; expanding access and improving attendance in secondary education and BTNET; adding value to the sustainability of UPE; developing competencies that provide access to the global economy and the potential this offers for national development; reducing high cost of education; increasing equitable access to secondary education and BTNET for special groups and ensuring the achievement of the Millennium Development Goal (MDG) number 3 of Gender parity by 2015.



However, Implementation of such programmes is affected by dynamic factors like enrolment and thus the need for periodic review through annual headcount exercises that are aimed at assessing and monitoring the changing environment in the various schools and institutions. In line with this, the Ministry of Education and Sports together with the Local Government planned and conducted the 2014 headcount exercise on the 8th April 2014. The enumerators were the Gombolola Chiefs (SASs) supervised by District Education Officers and Ministry of Education and Sports officers. The target respondents were the headteachers/principals while students were physically headcounted. The information included in this publication is an output of the analysis done on the data gathered from the April 2014 national headcount exercise that was conducted in all USE/UPPET and UPOLET institutions.

I wish to thank all those that made this publication a reality. Special thanks go to members of the Education Development Partners (EDPs) for their financial and technical support. My thanks also go to the field officers, the the District/Urban Local Government officers, Headteachers and the Ministry of Education and Sports technical team for their contribution to the successful execution of the exercise.

An open invitation is hereby extended to you to make comments on this publication. It is worth noting that the comments you make will improve our subsequent publications.

A handwritten signature in dark ink, appearing to read 'R. Nassali'.

Dr. Rose Nassali Lukwago
PERMANENT SECRETARY

Table of Contents

| | |
|--|------|
| Foreword..... | iii |
| Table of Contents | iv |
| List of tables..... | vi |
| List of figures | vii |
| List of Acronyms..... | viii |
| Executive Summary..... | ix |
| CHAPTER ONE..... | 1 |
| 1.0 Introduction..... | 1 |
| 1.1 Objective the USE/UPPET Headcount 2013..... | 1 |
| 1.2 Structure of the report..... | 3 |
| 1.3 Situational analysis..... | 3 |
| 1.3.1 Demographic Trends | 3 |
| 1.3.2 Post Primary Trends | 4 |
| 1.4.3 Macro-economic | 4 |
| 1.4.4 GoU Policies and Plans..... | 5 |
| 1.4.5 USE/UPPET SWOT Analysis | 6 |
| CHAPTER TWO | 11 |
| 2.0 Methodology | 11 |
| 2.1 Data collection, processing and report writing | 11 |
| 2.1.1 Primary Data Collection | 11 |
| 2.1.3 Secondary Data Collection | 13 |
| 2.2 Data processing and analysis and report writing | 13 |
| 2.4 Constraints experienced in the exercise | 14 |
| CHAPTER THREE..... | 14 |
| 3.0 Findings | 14 |
| 3.1 Introduction..... | 14 |
| 3.2 Universal Secondary Education (USE) | 14 |
| 3.2.1 Senior one..... | 19 |
| 3.2.2 Senior two..... | 19 |
| 3.2.3 Senior three | 20 |
| 3.1.4 Senior four..... | 20 |
| 3.2.5 USE Area disparities | 21 |
| 3.2.6 Classrooms | 23 |
| 3.2.7 Libraries..... | 24 |
| 3.2.8 Laboratories | 24 |
| 3.2.9 Latrines | 24 |
| 3.2.10 Teachers..... | 24 |
| 3.2.12 USE Schools where head count didn't take place | 25 |
| 3.2.13 USE schools that have over-sub-scribed | 26 |
| 3.2.14 USE schools that have under-sub-scribed..... | 27 |
| 3.3 Universal Post O'Level Education and training (UPOLET) | 30 |
| 3.4 USE_UPOLET Headcount 2013 financial implication..... | 31 |
| 3.9 BTVET UPPET_UPOLET National Headcount 2013 findings | 32 |
| 3.9.1 Year one eligible students | 34 |
| 3.9.2 Year two eligible students..... | 35 |
| 3.9.3 Year three eligible students..... | 35 |

| | | |
|-------------------|---|-----|
| 3.10 | UPOLET BTVET Technical and Health Institutions Analysis..... | 36 |
| 3.11 | BTVET/UPPET_UPOLET Headcount 2013 financial implication..... | 37 |
| 3.3 | Headcount monitoring exercise..... | 38 |
| 3.3.1 | Objectives | 38 |
| 3.3.2 | Scope of Exercise | 38 |
| 3.3.3 | Problem Statement | 38 |
| 3.3.4 | Methodology | 38 |
| 3.3.5 | Findings of the Headcount monitoring exercise | 39 |
| 2.2 | Cross Cutting Issues..... | 39 |
| 2.3 | General Observation | 39 |
| 3.0 | Conclusions and Recommendations on the monitoring exercise | 39 |
| 3.1 | Conclusion..... | 39 |
| 3.2 | Recommendations | 40 |
| CHAPTER FOUR..... | | 41 |
| 4.0 | Challenges, Conclusion and Recommendations | 41 |
| 4.1 | Challenges and Constraints | 41 |
| 4.2 | Conclusion..... | 41 |
| 4.3 | Recommendations | 41 |
| ANNEXES | | 50 |
| Annex 2: | Use Form B1: District/Municipality Summaries | 54 |
| Annex 3 | Use Form B2: Regional Summaries | 55 |
| Annex 4 | USE Headcount training program | 57 |
| Annex 5 | USE Headcount 2013 National result summary..... | 57 |
| Annex 6 | USE Headcount government schools result summary..... | 59 |
| Annex 7 | USE Headcount Public Private Partnership result summary..... | 61 |
| Annex | 8 USE Headcount 2013 District Result Summaries | 63 |
| Annex | 9 List of USE participating schools showing enrolment, SCR and STR | 72 |
| Annex 10 | Schools admitting students above 29 aggregates..... | 109 |
| Annex 11 | Secondary schools with high proven absentees | 124 |
| Annex 13 | USE Secondary schools with high populations (congestion) | 133 |
| Annex 14 | USE/UPPET secondary schools drop and gain in transition 2012 to 2013..... | 137 |
| Annex 15 | BTVET Headcount National Result Summary | 138 |
| Annex 16 | BTVET/UPPET school /Institution enrolment..... | 141 |
| Annex 17 | BTVET/UPOLET Technical Institution enrolment..... | 143 |
| Annex 18 | BTVET/UPOLET Health Institutions enrolment | 144 |

List of Tables

| | |
|---|----|
| Table 1 UPPET/USE at a glance..... | 7 |
| Table 2 Key Post Primary Trends..... | 8 |
| Table 3 Showing number of targeted Schools/Institutions..... | 12 |
| Table 4 Showing Enrolment and number of schools by ownership..... | 14 |
| Table 5 USE summary results on the headcount exercises..... | 16 |
| Table 6 USE/UPPET schools that have opted out or been closed..... | 18 |
| Table 8 Use/UPPET headcount 2012 secondary schools with high populations (congestion) | 20 |
| Table 9 USE facilities..... | 25 |
| Table 10 Showing secondary schools that were not headcounted..... | 26 |
| Table 12 showing schools that over sub-scribed 2014..... | 27 |
| Table 13 showing schools that under sub-scribed 2014 | 28 |
| Table 14 Showing schools that lost more than 200 students in transition 2012 to 2014..... | 29 |
| Table 15 showing schools that gained more than 100 students in transition 2012 to 2014..... | 31 |
| Table 16 Showing funds required to pay USE capitation per term 2014 | 31 |
| Table 17 Showing funds required to pay UPOLET capitation per term 2014..... | 31 |
| Table 18 Showing overall funds required to pay USE and UPOLET capitation per term 2014..... | 33 |
| Table 19 National Headcount 2013 BTVET cohort summary..... | 36 |
| Table 20 National Headcount 2013 BTVET UPOLET cohort summary..... | 37 |
| Table 21 Showing funds required to pay capitation for eligible P.7 enrolling BTVET students per term 2013 | 37 |
| Table 22 Showing funds required to pay capitation for eligible S.4 enrolling BTVET students in technical institutes per term 2013 | 38 |
| Table 23 Showing funds required to pay capitation for eligible S.4 enrolling BTVET students in health institutions per term 2013 | 43 |
| Table 24 Showing USE_UPOLET reference tables 2007-2013..... | 45 |
| Table 25 Showing UPPET/BTVET_UPOLET reference tables 2007-2013..... | 47 |

List of Figures

| | |
|---|----|
| Figure 1 Share of USE to national enrolment | 4 |
| Figure 2 Showing senior one intake trends | 14 |
| Figure 6 Pupils passing PLE with aggregate 4-28..... | 15 |
| Figure 5 Showing USE female students against National enrolment USE 2007 to 2016..... | 15 |
| Figure 3 Showing USE Students lost in the 2010-2014 Cohort | 17 |
| Figure 4 Showing the number of students dropping out of USE | 18 |
| Figure 5 USE completion rate (2007 to 2013) | 20 |
| Figure 6 Area disparities by enrolment..... | 21 |
| Figure 7 Showing nature classrooms..... | 23 |
| Figure 8 showing secondary school teachers by subject..... | 24 |
| Figure 9 Showing Year One intake in P.7 Enrolling BTVET Institutions 2007-2013..... | 32 |
| Figure 10 Showing USE S.1 Gender parity..... | 34 |
| Figure 11 Showing BTVET Y.1 Gender parity..... | 36 |
| Figure 12 UPOLET BTVET share of enrolment by gender 2013 | 37 |

List of Acronyms

| | |
|--------|--|
| BTVET | Business, Technical, Vocational Education and Training |
| DEO | District Education Officer |
| DISO | District Internal Security Officer |
| EFA | Education For All |
| EMIS | Education Management Information System |
| GISO | Gombolola Internal Security Officer |
| HIV | Human Immune Virus |
| MDG | Millennium Development Goal |
| MoES | Ministry of Education and Sports |
| MOES | Ministry of Education and Sports |
| MOFPED | Ministry of Finance, Planning and Economic Development |
| MOLG | Ministry of Local Government |
| MTEF | Medium Term Expenditure Framework |
| PEAP | Poverty Eradication Action Plan |
| PLE | Primary Leaving Education |
| PTA | Parents and Teachers Association |
| S1 | Senior One |
| S2 | Senior Two |
| S3 | Senior Three |
| UACE | Uganda Advanced Certificate of Education |
| UCE | Uganda Certificate of Education |
| UNEB | Uganda National Examinations Board |
| UPE | Universal Primary Education |
| UPOLET | Universal Post O'Level Education and Training |
| UPPET | Universal Post Primary Education and Training |
| USE | Universal Secondary Education |
| USE | Universal Secondary Education |
| UIS | UNESCO Institute of Statistics |
| Y1 | Year One |
| Y2 | Year Two |
| Y3 | Year Three |
| STR | Student Teacher Ratio |
| SCR | Student Classroom Ratio |

Executive Summary

For the past seven years, government has been implementing the Universal Post Primary Education and Training (UPPET) and Universal Post O' Level Education and Training (UPOLET) with an objective of increasing access to quality education and skills development. The two programmes have greatly transformed education and skills development in the country through; expanding access and improving attendance in secondary education and BTVET; adding value to the sustainability of UPE; developing competencies that provide access to the global economy and the potential this offers for national development; reducing high cost of education; increasing equitable access to secondary education and BTVET for special groups and ensuring the achievement of the Millennium Development Goal (MDG) number 3 of Gender parity by 2015.

The Headcount of the USE/UPPET/UPOLET is an implementation strategy adopted at the inception of the USE programme in 2007 intended to ensure that only those beneficiaries targeted by the two complimentary programmes of USE/UPPET/UPOLET are enrolled.

It is in this regard that the Ministry of Education and Sports on the 8th April 2014 conducted a National Headcount exercise as a collaborative effort between the MoES and Ministry of Local Government. The actual enumeration was done by the Sub county chiefs while the head teachers/principals were the primary respondents during the exercise.

The targeted schools/institutions are summarized in the table below.

| Region | BTVET/ HEALTH | BTVET/ UPOLET | BTVET/ UPPET | USE | USE/ UPOLET | Grand Total |
|---------------|------------------|------------------|-----------------|-----|----------------|----------------|
| Central | | 4 | 2 | 125 | 111 | 242 |
| Eastern | 1 | 4 | 9 | 116 | 117 | 247 |
| Kampala Extra | 2 | 3 | 5 | 36 | 43 | 89 |
| Mid-Eastern | | 2 | 5 | 45 | 49 | 101 |
| Mid-Western | | 2 | 1 | 45 | 44 | 92 |
| North Eastern | | 4 | 1 | 5 | 14 | 24 |
| Northern | 1 | 4 | 10 | 60 | 90 | 165 |
| South Eastern | 2 | 5 | 3 | 88 | 105 | 203 |
| South Western | 1 | 17 | 9 | 121 | 154 | 302 |
| Southern | | 4 | 4 | 92 | 107 | 207 |
| West Nile | 1 | 3 | 4 | 68 | 52 | 128 |
| Western | | 3 | 3 | 61 | 73 | 140 |
| Grand Total | 8 | 55 | 56 | 862 | 959 | 1940 |

Universal Post Primary Education and Training (USE/UPPET)

Eligible students under USE schools (S.1-S.4) totaled 873,476 of whom 469,819 were male and 403,657 female resulting in 8% (8% male and 8% female) increment from last year 2013. The results indicate that the 936 government schools have 478,554 students while the 874 private schools have 394,922 students.

A total of UGX 38,182,048,000/= is required per term for the 873,476 (478,554 government and 394,922 private) eligible students at a rate of UGX 41,000/= (Government schools) and UGX 47,000/= (Private schools) respectively. This translates into a total annual requirement for FY 2014/15 of UGX 114.5bn under USE (Government students (UGX 58.9bn) and private (UGX 55.6bn) participating schools up by UGX 9.3bn from the UGX 105.2bn for FY 2013/14.

Universal Post O'level Education and Training (USE/UPOLET)

Results from the Headcount 2014 indicate that UPOLET (S5 and S6) eligible students have declined to 65,809 (43,912 were male and 21,897 female) from 67,775 in 2013. The results indicate that the 697 government schools have 43,082 students while the 260 private schools have 22,727 students.

A total of UGX 5,378,355,000/= of which UGX 3,446,560,000/= is for government students and UGX 1,931,795,000/= for private students per term is required for the 65,809 eligible students at a rate of UGX 80,000/= for government schools and UGX 85,000/= for private schools. This translates into a requirement of UGX 16.1bn for the FY 2014/15 UGX 0.5bn less than the FY 2013/14 provision of UGX 16.6bn

P.7 enrolling BTVET and UPOLET

P.7 enrolling BTVET Institutions had a total count of 7,647 (5,976 Male and 1,671 Female) eligible students representing a 7% decrement from last year (2013).

A total of UGX 1,529,400,000/= per term is required for the 7,647(6,379 government and 1,268 private) eligible students at a rate of UGX 200,000/= (government schools and private schools) resulting into an estimated budget requirement of UGX 4.6bn for both public and private participating schools for FY 2014/15 down by 0.3bn compared to last Financial Year 2013/14.

Universal Post O'level Education and Training (BTVET/UPOLET)

Eligible students in UPOLET technical institutions totaled 6,284 of whom 5,085 are male and 1,199 female. The results also indicate that there were 2,320 students in the UPOLET health institutions of whom 1,128 are male and 1,192 female.

A total of UGX 3,562,056,000/= of which UGX 2,601,576,000/= is for Technical Institutes and UGX 960,480,000/= is for Health Institutions per term is required for the 8,604 eligible students in both technical and health post O'Level institutions. The total annual budget requirement therefore is UGX 10.7bn up by UGX 0.3bn used last financial year 2013/14.

Key policy Issues and challenges revealed by the headcount

UPPET schools and institutions admit continuing students from non UPPET schools and institutions into the UPPET cohort. The policy is that only continuing students from a UPPET school or institution can transfer into the programme in another participating school.

Drop out and repetition rates (10.6%) are still high, largely due to lack of a tracking mechanism for transfers. Poverty and HIV/AIDS (prevalence to both teachers and students) is also still at-large and is considered to be one of the causes that are contributing to rising dropout rates, absenteeism, repetition and poor academic performance.

Congestion in UPPET schools is high with 34% of the schools accommodating over 60 students in a class. The policy is 60 students per class.

Chapter One

1.0 Background

For seven years the Government of Uganda committed itself to subsidizing costs at secondary school level by paying school fees, providing textbooks and other instructional materials for both students and teachers, meeting the costs of co-curricular activities, school administration and maintenance.

Main Goals of the UPPET Programme

- (i) Expanding access and improve attendance in secondary education and BTVET;*
- (ii) Adding value to the sustainability of UPE;*
- (iii) Introducing students to formal reasoning, problem-solving skills and occupationally relevant content and application of knowledge;*
- (iv) Developing competencies that provide access to the global economy and the potential this offers for national development;*
- (v) Reducing high cost of secondary education and BTVET;*
- (vi) Increasing equitable access to secondary education and BTVET for special groups; and,*
- (vii) Developing the value of UPPET through;*
 - ➔ Enhancing positive attitudes and intrinsic value of education;*
 - ➔ Contributing to human resource development and ability to generate income;*
 - ➔ Increasing knowledge-based economies in the context of globalization; and,*
 - ➔ Enhancing government policy on poverty eradication.*

The success of the Universal Post Primary Education and Training (UPPET) for lower Secondary and Post P7 Vocational Education and Training in 2007, steered the introduction of Universal Post O'Level Education and Training (UPOLET) programme in 2011. This policy for free post O' level is in line with the National Development Plan (NDP) provision under Human Resource Development and a prolongation of the UPPET/USE programme to cater for Ugandan students who successfully complete and pass their Uganda Certificate of Education (UCE).

Main Goals of the UPOLET Programme

- (i) Increasing equitable access to post 'O' level education and training*
- (ii) Assuring achievement of the Millennium Development Goal (MDG) number 3 of Gender parity by 2015;*
- (iii) Enhancing the sustainability of UPPET;*
- (iv) Reducing the high costs of Post 'O' level Education*
- (v) Improving the quality and efficiency of Post 'O' level Education through provision of teachers, pedagogical infrastructure, instructional materials, and other attendant school facilities; and*
- (vi) Enhancing public private partnership in the provision of Post O- level Education.*
- (vii) Consolidating the gains (literacy, academic and social skills) from UPPET for further education and training at tertiary and university levels).*

The Ministry of Education and Sports carries out a national headcount exercise of eligible students in all schools and institutions that implement the Universal Post Primary Education and Training (UPPET) and Universal Post O'Level Education and Training (UPOLET) programme every year as part of the implementation strategy for the two programmes. The 2014 headcount exercise was undertaken on the 8th April 2014.

This report presents the preliminary results of the national headcount 2014 exercise. The targeted schools/institutions are summarized in Table 1.1 below.

Table 1.1: Shows Number of expected Schools/Institutions against the returns

| Type of School/Institution | Government aided | | | Partnership | | | Total | | |
|----------------------------|------------------|--------|---------|-------------|--------|--------|--------|--------|--------|
| | Target | Return | % | Target | Return | % | Target | Return | % |
| USE | 244 | 239 | 97.95% | 616 | 614 | 99.68% | 860 | 853 | 99.2% |
| USE/UPOLET | 699 | 697 | 99.71% | 261 | 260 | 99.62% | 960 | 957 | 99.7% |
| Secondary Sub total | 943 | 936 | 99.26% | 877 | 874 | 99.66% | 1820 | 1810 | 99.5% |
| BT/VET/UPOLET | 55 | 51 | 92.73% | 0 | 0 | 0.00% | 55 | 51 | 92.7% |
| BT/VET/UPPET | 40 | 37 | 92.50% | 15 | 12 | 80.00% | 55 | 49 | 89.1% |
| HEALTH UPOLET | 8 | 8 | 100.00% | 0 | 0 | 0.00% | 8 | 8 | 100.0% |
| BT/VET Sub total | 103 | 96 | 93.20% | 15 | 12 | 80.00% | 118 | 108 | 91.5% |
| Grand Total | 1,046 | 1,032 | 98.66% | 892 | 886 | 99.33% | 1938 | 1918 | 99.0% |

Table 1.2: Schools/Institutions without returns:

| S/N | District | School | Level Status | Ownership |
|-----|-------------|--------------------------------|--------------|------------------|
| 1 | Mbale | Mbale Mun .Comm. Polytech | BT/UPPET | Government Aided |
| 2 | Kitgum | Obyen Community Polytechnic | BT/UPPET | Government Aided |
| 3 | Arua | Omugo Techincal School | BT/UPPET | Government Aided |
| 4 | Iganga | Poineer Technical Institute | BT/UPPET | Partnership |
| 5 | Nakasongola | Uganda Honey Bee Keepers | BT/UPPET | Partnership |
| 6 | Agago | Patongo Seed S.S | USE | Government Aided |
| 7 | Agago | Lapono Seed Ss | USE | Government Aided |
| 8 | Amuria | Obalanga Seed Ss | USE | Government Aided |
| 9 | Bundibugyo | Bubukwanga S.S | USE | Government Aided |
| 10 | Kabale | Kamuronko S.S | USE/UPOLET | Government Aided |
| 11 | Kanungu | Sanyo Ss | USE | Partnership |
| 12 | Kiboga | Bamusuta Ss | USE/UPOLET | Government Aided |
| 13 | Lamwo | St Mary's Collmadi-Opei | USE/UPOLET | Partnership |
| 14 | Mbale | Nabumali Girls High School | USE | Partnership |
| 15 | Tororo | Mella Seed Ss | USE | Government Aided |
| 16 | Budaka | Budaka Progressive High School | USE | Partnership |
| 17 | Kayunga | Busaana Central Sss | USE | Partnership |
| 18 | Mbale | Bubyangu Secondary School | USE | Partnership |

1.1 Objective of the exercise

To establish the actual number of students enrolled under USE/UPPET and UPOLET programmes for informed decision making and planning resource allocation to the participating education institutions i.e. private and government for the following purposes;

- i. Allocate Capitation
- ii. Assess equity in access;
- iii. Assess drop out;
- iv. Assess quality of learning and efficiency; and
- v. To get feedback from schools/institutions.

1.2 Structure of the report

The report is divided into 4 chapters. Chapter one presents the overview of the USE/UPPET headcount exercise. It also presents the objectives of the headcount and the exercise methodology including analysis of the data collected during the study. Findings from the Headcount exercise are presented in Chapter two. This account includes results of analysis of both USE and BTNET quantitative and qualitative data. Chapter three gives a discussion on challenges of the exercise and UPNET programme and ends by presenting conclusions and major recommendations from the exercise.

1.3 Situational analysis

1.3.1 Demographic Trends

According to the 2014 Census, Uganda had a total population of 34.9 million persons as of the Census Reference Night (27th August 2014). During the period 1969 - 2014 period, the population of Uganda increased by 25.3 million from 9.5 million to 34.9 million as shown in Table below. The last inter-censal period (September 2002 to August 2014), the population increased by 10.6 million persons over a period of about 12 years.

Table 1.3: Population of Uganda, 1911 - 2014

| Population of Ghana, 1911 - 2011 | | | | | |
|--------------------------------------|-----------|-------------|------------|------------|------------------|
| Census Year | | | | | |
| Population by Race Population by Sex | | | | | |
| | African | Non-African | Males | Females | Total Population |
| 1911 | 2,463,469 | 2,856 | | | 2,466,325 |
| 1921 | 2,847,735 | 6,873 | | | 2,854,608 |
| 1931 | 3,525,014 | 17,267 | | | 3,542,281 |
| 1948 | 4,917,555 | 40,956 | | | 4,958,520 |
| 1959 | 6,449,558 | 87,058 | | | 6,536,616 |
| 1969 | | | 4,811,428 | 4,723,623 | 9,535,051 |
| 1980 | | | 6,259,837 | 6,376,342 | 12,636,179 |
| 1991 | | | 8,185,747 | 8,485,958 | 16,671,705 |
| 2002 | | | 11,824,273 | 12,403,024 | 24,227,297 |
| 2014 | | | 16,935,456 | 17,921,357 | 34,856,813 |

A doubling of the population took place between 1980 and 2002 (from 12.6 million to 24.4 m), and is predicted to increase further in the next 20 years (54.9m by 2025), and to 103m by 2050. This means that Uganda's population is rising at an annual rate of 3.4%, equivalent to an additional 1.2m per annum. Source: (MDG Uganda Report 2005/6).

Regionally, Uganda's population growth rate is the same as that of Tanzania. However, it is above that of Burundi at 1.95, Kenya at 2.75 and Rwanda at 2.9%. The report also points out that the fertility rate of Ugandan women has fallen from about 6.7 in 2005 to 5.9 children per woman.

This is the first time in four decades that Uganda's fertility has gone down to six children per woman. Also, the life expectancy of Ugandan men and women has gone up to 54 and 55 years respectively. This is up from 53.4 and 54.8 years in 2010. However, the country urban-based population has remained at 13%. The school age population (4 to 18years) is expected to continue to grow at a rate of 3.4% per year over the next ten years. This projection reflects that half of the cohort reaching age 12 years each year need to access secondary education.

1.3.2 Post Primary Trends

According to the Annual Schools Census, Secondary enrolment stood at 954,324 at the commencement of USE in 2007 and by March 2014, it had increased to 1,391,250 with 63% attending Universal Secondary Education. However, whereas enrolment in absolute terms is increasing, the enrolment of girls is still lagging behind that of boys. Likewise in Business, Technical, Vocational Educational Training (BTVET), total enrolment has steadily grown from 20,314 students in 2002 (prior UPPET) to 40,428 students in 2011 representing a 99% increase in total enrolment over a nine-year period. The government has also registered success in narrowing the gender enrolment gap in BTVET institutions with an increase in female enrolment share from 23.7% in 2002 to 30% in 2014.

The introduction of UPPET/USE in 2007 immensely contributed to a substantial increase (28.2%) in the secondary school gross enrolment from the pre-USE total of 728,393 in 2005 to 1.1 million in 2009. Between 2007 and 2014, the UPPET/USE programme recorded a significant average rise of 5.9% for the S1 intake.

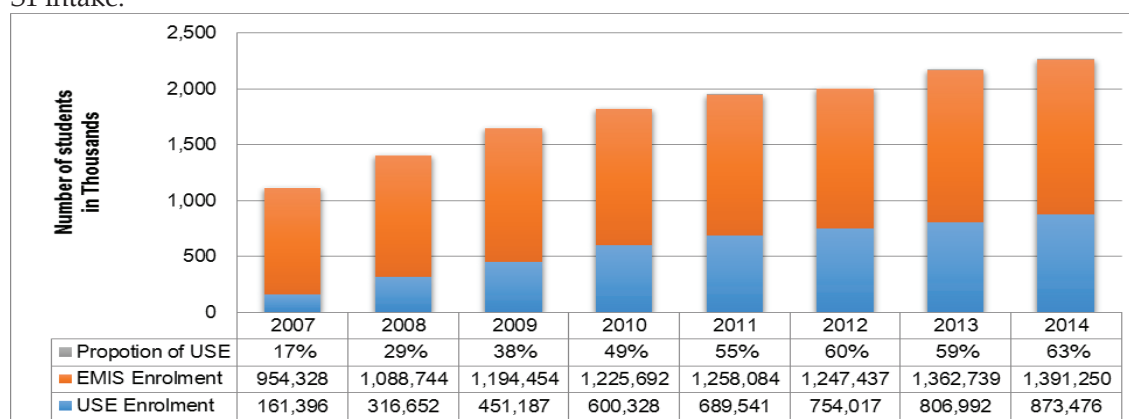


Figure 1 Share of USE to national enrolment

In addition, the gender enrollment gap in terms of secondary school enrolment has narrowed tremendously, with the proportion of girls rising to 45% in 2011 from 42% in 2007. USE has averaged a 44 percentage point proportion (20% in 2007, 34% in 2008, 44% in 2009, 56% in 2010 and 65% in 2011) of the overall O'level enrolment in secondary schools over the past five years as shown in the figure beside.

1.4.3 Macro-economic

The Long-Term Expenditure Framework (LTEF) seeks to align resources towards rural development and sustain them with the provision of social services like education. The Ministry of Finance, Planning and Economic Development (MoFPED) anticipates that the budget for education would increase by 25% between FY 2008/09 and 2014/15 and that this trend will be driven by rapid GDP growth. Government expenditure towards education is currently at 13.1% of the overall national budget and the share of the secondary sub sector is 23% of education budget.

1.4.4 GoU Policies and Plans

The government white paper on education is the basis of the official policy on the purposes and programs of education. As articulated in the White Paper, secondary education continues to be the supreme guidance for the education sector. Secondary education aims at contributing to the building of modern, integrated, self-sustaining and independent national economy.

- i. **Joint Assessment Framework;** The Joint Assessment Framework (JAF) was introduced in the Ministry of Education and Sports in FY 2008/09. The government of Uganda is currently implementing JAF IV due for final evaluation in December 2012. Since inception, the evaluation results have been the basis of release of budget support funds to the Education and Sports Sector by Education Development Partners (EDPs). The main objective of these targets is to support MoES improve the impact of its spending through realistic and prudent targeting of the budgetary resources as well as enhanced efficiency and effectiveness in the delivery of Sector services.
- ii. **Poverty Eradication Action Plan (PEAP);** Government through the Poverty Eradication Action Plan (PEAP) focuses upon economically empowering the community through its strategic objective: better educated society. The PEAP matrix includes the following *outcome indicator: Post-Primary Gross Enrollment % (disaggregated by gender)*. This is a precisely defined indicator. It is defined by gross enrolment percentage of students in secondary schools and tertiary institutions. It is the number of population aged 13-18years in schools and institutions divided by those aged 13-18years in the general population. It is disaggregated by gender. Its rationality is to measure whether the resources were fully utilized or wasted. This is indicated by students enrolling in tertiary institutions. It assumes that there is correct information from institutions.
- iii. **Millennium Development Goals;** since endorsing the Millennium Development Goals (MDGs) in 2000, Uganda remains committed to ensuring that all activities leading to the achievement of these critical goals are fully implemented as envisaged so as to accelerate poverty eradication and national development. With regard to education related MDGs (i.e. Goal 2: Achieve Universal Primary Education and; Goal 3: Promotion of gender equality and women empowerment), the Ministry of Education and Sports continues to spearhead efforts geared towards their achievement. The MDGs' initiative in the sector is a partnership between the Government of Uganda (GoU) and Education Development Partners (i.e. donors, NGOs, the private sector and the recipient communities).
- iv. **Education For Goals (EFA)** The Education For All (set in Jomtein in 1990 and reaffirmed in Dakar in 2000) include completion of free and compulsory basic education of good quality, equitable access by all children, elimination of gender disparities, and achievement of measurable learning outcomes, especially in literacy, numeracy, and essential life skill.

1.4.5 USE/UPPET SWOT Analysis

The USE/UPPET programme is now in its fifth year of implementation and a scan of its environment shows several strengths and opportunities attained amongst others against pertinent weaknesses and threats. The summary below shows the SWOT analysis of the programme through the years since its inception in 2007 to date.

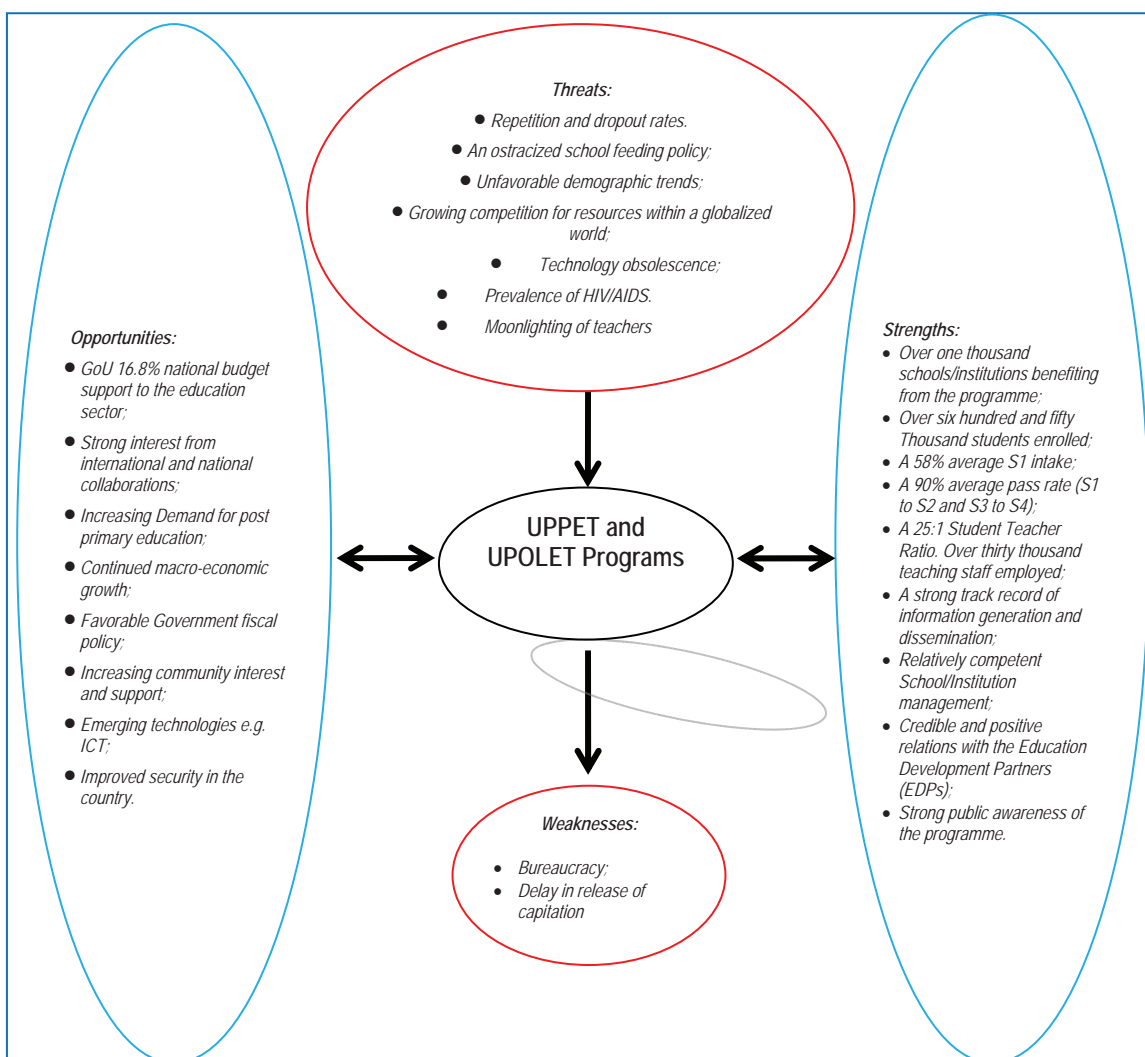


Table 1 UPPET/USE at a glance¹

| GOALS/TARGET | INDICATOR | CURRENT STATUS | | Progress of goal or target |
|---|-------------------------------------|--------------------------------------|-------|-------------------------------------|
| Expanding access and improve attendance in secondary education and BTJET; | Net Enrolment ratio | 23.8% | | ↑ Has Potential to going up |
| Adding value to the sustainability of UPE; | Transition rate to S1 | 70% | | ↑ Has Potential to going up |
| Introducing students to formal reasoning, problem-solving skills and occupationally relevant content and application of knowledge; | Promotion rate | S1 to S2 | 95.2% | It has Probably stabilized → |
| | | S2 to S3 | 95.6% | |
| | | S3 to S4 | 86.8% | |
| Reducing high cost of secondary education and BTJET; | Government expenditure on education | as % of GDP | 4.4 | ↑ Has Potential to going up |
| | | as % of total government expenditure | 16.8 | |
| Developing competencies that provide access to the global economy and the potential this offers for national development; | Survival Rate | 72% | | ↑ Has Potential to going up |
| Increasing equitable access to secondary education and BTJET for special groups; and, | STR | 25% | | It has Probably stabilized → |
| Developing the value of UPPET through; Enhancing positive attitudes and intrinsic value of education; Contributing to human resource development and ability to generate income; Increasing knowledge-based economies in the context of globalization; and, Enhancing government policy on poverty eradication. | Literacy rate Youth (15-24) | 71.2% | | ↑ Has Potential to going up |
| | Literacy rate Adult (15+) | 61.9% | | |

¹ The indicators above are as of April 2013

Ministry of Education and Sports
National USE/UPPET and UPOLET Headcount 2014

| LEVEL | INDICATORS | Source | 2002 | 2003 | 2004 | 2005 | 2006 | 2007 | 2008 | 2009 | 2010 | 2011 | 2012 | 2013 |
|-----------|---|-----------|---------|---------|---------|---------|---------|---------|-----------|-----------|-----------|-----------|-----------|-----------|
| Secondary | (a) Enrolment in all sch | EMIS | 655,951 | 683,609 | 697,507 | 728,393 | 814,087 | 954,328 | 1,088,744 | 1,194,454 | 1,225,692 | 1,258,084 | 1,251,507 | 1,362,739 |
| | (i) Boys | EMIS | 359,494 | 374,659 | 383,652 | 400,758 | 443,716 | 517,254 | 589,358 | 648,014 | 654,971 | 662,003 | 671,347 | 727,212 |
| | (ii) Girls | EMIS | 296,457 | 308,950 | 313,855 | 327,635 | 370,371 | 437,074 | 499,386 | 546,440 | 570,721 | 596,081 | 580,160 | 635,527 |
| | (b) %age of girls to total enrolment | EMIS | 45.19% | 45.19% | 45.00% | 44.98% | 45.50% | 45.80% | 45.90% | 45.70% | 46.60% | 47% | 46.40% | 47.00% |
| | (c) Enrolment by Ownership | | | | | | | | | | | | | |
| | Government | EMIS | 317,806 | 336,362 | 370,807 | 407,845 | 412,367 | 466,148 | 514,340 | 550,631 | 667,396 | 667,796 | 656,657 | 669,225 |
| | (i) Boys | EMIS | 179,753 | 191,718 | 211,244 | 232,617 | 233,943 | 262,663 | 289,083 | 311,936 | 324,448 | 324,643 | 362,434 | 369,326 |
| | (ii) Girls | EMIS | 138,053 | 144,644 | 159,563 | 175,228 | 178,424 | 203,485 | 225,257 | 238,695 | 342,948 | 343,154 | 294,223 | 299,899 |
| | Private | EMIS | 338,145 | 347,247 | 324,856 | 320,356 | 322,479 | 387,101 | 574,404 | 643,823 | 558,296 | 590,287 | 594,850 | 693,514 |
| | (i) Boys | EMIS | 179,741 | 182,941 | 171,480 | 168,057 | 166,910 | 199,715 | 300,275 | 336,078 | 330,523 | 337,360 | 308,913 | 357,886 |
| | (ii) Girls | EMIS | 158,404 | 164,306 | 153,376 | 152,299 | 155,569 | 187,386 | 274,129 | 307,745 | 227,773 | 252,927 | 285,937 | 335,628 |
| | (d) %age of Private to total enrolment | EMIS | 51.55% | 50.80% | 46.57% | 43.98% | 39.61% | 41% | 52.80% | 54% | 52.20% | 46.70% | 47.50% | 51.00% |
| | (e) Repeaters | EMIS | 12,904 | 14,181 | 13,556 | 16,118 | 20,179 | 27,781 | 25,982 | 24,588 | 28,298 | 28,398 | 22,650 | 23,627 |
| | (f) Repetition Rate | EMIS | 2.39% | 2.16% | 2.00% | 2.31% | 2.50% | 3% | 2.40% | 2.10% | 2.30% | 2% | 1.80% | 1.74% |
| | (g) Total No. of Teachers | EMIS | 37,227 | 38,549 | 37,313 | 37,607 | 42,673 | 50,767 | 57,158 | 65,045 | 62,921 | 64,675 | 55,270 | 61,100 |
| | (i) Number of Classrooms | EMIS | 11,923 | 13,433 | 14,440 | 14,760 | 16,948 | 20,692 | 31,368 | 34,495 | 36,220 | 38,123 | 25,076 | 28,242 |
| | (j) Enrolment Growth Rate | EMIS | 22% | 4% | 2% | 4% | 12% | 17% | 14% | 9.70% | 2.60% | 3% | 1.20% | 8.74% |
| | USE indicators | | | | | | | | | | | | | |
| | Number of USE Schools | EMIS | N/A | N/A | N/A | N/A | N/A | 1,155 | 1,231 | 1,348 | 1,490 | 1,647 | 1,788 | 1,819 |
| | Government | EMIS | N/A | N/A | N/A | N/A | N/A | 791 | 803 | 802 | 841 | 904 | 921 | 944 |
| | Private | EMIS | N/A | N/A | N/A | N/A | N/A | 364 | 428 | 546 | 649 | 743 | 867 | 875 |
| | Total Enrolment (USE Students) | EMIS | N/A | N/A | N/A | N/A | N/A | 161,396 | 316,652 | 451,187 | 600,328 | 689,541 | 754,017 | 806,992 |
| | Male | EMIS | N/A | N/A | N/A | N/A | N/A | 92,388 | 180,086 | 254,289 | 334,639 | 377,293 | 409,725 | 434,473 |
| | Female | EMIS | N/A | N/A | N/A | N/A | N/A | 69,008 | 136,566 | 196,898 | 265,689 | 312,248 | 344,292 | 372,519 |
| | % age of females | EMIS | N/A | N/A | N/A | N/A | N/A | 43% | 43% | 44% | 44% | 45% | 45.70% | 46% |
| | Enrolment of USE students in government schools | EMIS | N/A | N/A | N/A | N/A | N/A | 120,959 | 232,170 | 313,653 | 407,953 | 449,585 | 462,878 | 471,726 |
| | Male | EMIS | N/A | N/A | N/A | N/A | N/A | 69,309 | 132,360 | 177,658 | 229,011 | 249,433 | 255,137 | 258,549 |
| | Female | EMIS | N/A | N/A | N/A | N/A | N/A | 51,650 | 99,810 | 135,995 | 178,942 | 200,152 | 207,741 | 213,177 |
| | Enrolment of USE students in private schools | EMIS | N/A | N/A | N/A | N/A | N/A | 40,595 | 84,482 | 137,534 | 191,706 | 239,956 | 291,139 | 335,266 |
| | Male | EMIS | N/A | N/A | N/A | N/A | N/A | 23,150 | 47,726 | 76,631 | 105,248 | 127,860 | 154,588 | 175,924 |
| | Female | EMIS | N/A | N/A | N/A | N/A | N/A | 17,445 | 36,756 | 60,903 | 86,458 | 112,096 | 136,551 | 159,342 |
| | % of students in Private USE schools | EMIS | N/A | N/A | N/A | N/A | N/A | 25% | 27% | 30% | 32% | 35% | 38.60% | 42% |
| | (k) GER | EMIS/UBOS | 19.64% | 19.9 | 17.2 | 18.55 | 22 | 25 | 27.6 | 28.20% | 28.30% | 28% | 27.20% | 26.8 |
| | (i) Boys | EMIS/UBOS | 21.10% | 21.38 | 19.09 | 20.46 | 24.7 | 27.9 | 30.70% | 31.20% | 30.70% | 31% | 29.90% | 28.80% |
| | (ii) Girls | EMIS/UBOS | 18.12% | 18.36 | 15.34 | 16.64 | 19.6 | 22.4 | 24.7 | 25.40% | 26.00% | 27% | 25.40% | 24.8 |
| | (l) NER | EMIS/UBOS | 16.71 | 16.9 | 14.55 | 15.43 | 18.6 | 21.3 | 23.50% | 23.80% | 24.60% | 25% | 23.70% | 24.7 |
| | (i) Boys | EMIS/UBOS | 17.25 | 17.41 | 15.52 | 16.33 | 20 | 22.8 | 25.20% | 25.10% | 25.70% | 26% | 24.60% | 25.9 |
| | (ii) Girls | EMIS/UBOS | 16.16 | 16.36 | 13.59 | 14.55 | 17.3 | 19.8 | 21.90% | 22.50% | 23.50% | 25% | 22.70% | 23.6 |
| | (o) STR | EMIS | 18 | 18 | 19 | 19 | 19 | 19 | 19 | 18 | 19 | 19 | 22 | 21 |
| | (q) SCR | EMIS | 55 | 51 | 48 | 49 | 48 | 46 | 35 | 35 | 45 | 44 | 49 | 46 |

Ministry of Education and Sports
National US/UPPET and UPOLET Headcount 2014

| LEVEL | INDICATORS | Source | 2002 | 2003 | 2004 | 2005 | 2006 | 2007 | 2008 | 2009 | 2010 | 2011 | 2012 | 2013 |
|-------|---|-----------|---------|---------|---------|---------|---------|---------|---------|---------|---------|---------|---------|-----------|
| | (r) Transition rate to SI | EMIS | 56.10% | 49.00% | 48.20% | 44.50% | 50.90% | 68.60% | 69.60% | 63.90% | 64.80% | 65% | 66% | 73%* |
| | (i) Boys | EMIS | 55.00% | 49.00% | 48.20% | 44.10% | 50.50% | 69.70% | 71.10% | 65.80% | 66.70% | 67% | 68% | 72%* |
| | (ii) Girls | EMIS | 57.40% | 49.10% | 48.10% | 45.00% | 51.40% | 67.40% | 68.00% | 62.00% | 63.00% | 64.20% | 65% | 72%* |
| | (s) Completion rate Senior 4 | EMIS | 22% | 18% | 25% | 30% | 29% | 35% | 35.10% | 37% | 39% | 33.00% | 35.50% | 40%* |
| | (i) Boys | EMIS | 25% | 20% | 28% | 34% | 33% | 39% | 39% | 42% | 45% | 35.10% | 37.60% | 45%* |
| | (ii) Girls | EMIS | 19% | 17% | 22% | 26% | 25% | 31% | 31% | 31% | 32% | 30.80% | 33.50% | 34%* |
| | (r) Transition rate to S.5 | EMIS/UNEB | 41% | 41% | 41% | 39% | 40% | 44% | 44% | 48% | 50.70% | 53.60% | 34% | 32%* |
| | (i) Boys | EMIS/UNEB | 43% | 35% | 36% | 33% | 33% | 39% | 38% | 39% | 40% | 41.00% | 39% | 37%* |
| | (ii) Girls | EMIS/UNEB | 49% | 38% | 39% | 36% | 37% | 42% | 41% | 44% | 45.80% | 47.70% | 29% | 27%* |
| | Percentage of S.2 students rated proficient in Biology | | | | | | | | | | | | | |
| | Total | NAPE/UNEB | N/A | N/A | N/A | N/A | N/A | N/A | 36.70% | 36.30% | 30.40% | 19.60% | 17.70% | 14.35%* |
| | Male | NAPE/UNEB | N/A | N/A | N/A | N/A | N/A | N/A | 43.20% | 41.40% | 36.10% | 24.20% | 23.60% | 16.78%* |
| | Female | NAPE/UNEB | N/A | N/A | N/A | N/A | N/A | N/A | 28.80% | 30.60% | 24.60% | 14.90% | 10.70% | 8.35%* |
| | Percentage of S.2 students rated proficient in Mathematics | | | | | | | | | | | | | |
| | Total | NAPE/UNEB | N/A | N/A | N/A | N/A | N/A | N/A | 69.40% | 58.80% | 49.70% | 38.20% | 43.30% | 37.33%* |
| | Male | NAPE/UNEB | N/A | N/A | N/A | N/A | N/A | N/A | 74.40% | 60.80% | 54.70% | 43.90% | 50.80% | 45.90%* |
| | Female | NAPE/UNEB | N/A | N/A | N/A | N/A | N/A | N/A | 63.30% | 56.60% | 44.70% | 32.20% | 34.30% | 26.67%* |
| | Percentage of S.2 students rated proficient in the English Language | | | | | | | | | | | | | |
| | Total | NAPE/UNEB | N/A | N/A | N/A | N/A | N/A | N/A | 81.90% | 76% | 67.50% | 66.40% | 48.30% | 44.98%* |
| | Male | NAPE/UNEB | N/A | N/A | N/A | N/A | N/A | N/A | 81.30% | 73.50% | 65.60% | 64.90% | 50.00% | 45.70%* |
| | Female | NAPE/UNEB | N/A | N/A | N/A | N/A | N/A | N/A | 82.50% | 78.80% | 69.40% | 67.90% | 46.30% | 43.99%* |
| | UCE Performance | | | | | | | | | | | | | |
| | Total Registered | UNEB | 122,170 | 139,210 | 150,192 | 172,433 | 169,989 | 193,140 | 200,298 | 216,332 | 263,026 | 284,081 | 267,834 | 306,82* |
| | Male | UNEB | 66,883 | 76,756 | 81,979 | 94,247 | 93,331 | 104,448 | 108,247 | 114,831 | 142,581 | 151,271 | 140,492 | 160,378* |
| | Female | UN EB | 55,287 | 62,454 | 68,213 | 78,186 | 76,658 | 88,692 | 92,051 | 101,501 | 120,445 | 132,810 | 127,342 | 146,444* |
| | Total Sitting | UNEB | 119205 | 135793 | 147421 | 168635 | 166,372 | 189,221 | 196,493 | 212,496 | 258,196 | 279,224 | 261,890 | 301,965* |
| | Male | UNEB | 65251 | 74871 | 80466 | 92196 | 91,414 | 102,397 | 106,228 | 112,847 | 140,122 | 148,875 | 137,401 | 158,065* |
| | Female | UNEB | 53954 | 60922 | 66955 | 76439 | 74,958 | 86,824 | 90,265 | 99,649 | 118,074 | 130,349 | 124,489 | 143,900* |
| | Pass Rate | UNEB | 87.90% | 91.50% | 92.00% | 93.80% | 94.60% | 95.30% | 96.40% | 95.60% | 93.50% | 94.60% | 94.90% | 95.79%* |
| | Male | UNEB | 90.30% | 93.30% | 93.60% | 95.10% | 95.60% | 96.20% | 97.00% | 96.50% | 94.40% | 95.20% | 95.50% | 96.09%* |
| | Female | UNEB | 84.90% | 89.20% | 90.00% | 92.30% | 93.30% | 94.40% | 95.70% | 94.60% | 92.50% | 93.80% | 94.20% | 95.19%* |
| | Performance Index | UNEB | 51.50% | 58.90% | 57.40% | 59.00% | 53.00% | 50.10% | 49.80% | 45.70% | 43.10% | 43.60% | 43.8% | 44.1%* |
| | Male | UNEB | 44.50% | 51.80% | 50.50% | 52.60% | 47.00% | 44.30% | 43.70% | 48.70% | 45.70% | 46.20% | 46.1% | 46.89%* |
| | Female | UNEB | 48.30% | 55.70% | 54.30% | 56.10% | 50.30% | 47.40% | 47.00% | 42.20% | 40.00% | 40.50% | 41.20% | 40.99%* |
| | UACE Performance | | | | | | | | | | | | | |
| | Total Registered | UNEB | N/A | N/A | N/A | N/A | 72,081 | 86,455 | 89,916 | 95,587 | 101,257 | 107,263 | 111,024 | 117,042 * |
| | Male | UNEB | N/A | N/A | N/A | N/A | 43,199 | 50,979 | 53,483 | 56,739 | 59,891 | 63,218 | 66,950 | 70,579* |

Ministry of Education and Sports
National USE/UPPET and UPOLET Headcount 2014

| LEVEL | INDICATORS | Source | 2002 | 2003 | 2004 | 2005 | 2006 | 2007 | 2008 | 2009 | 2010 | 2011 | 2012 | 2013 |
|--------------|---|--------|--------|--------|--------|--------|--------|--------|--------|--------|--------|---------|---------|----------|
| Post-Primary | Female | UNEB | N/A | N/A | N/A | N/A | 28,856 | 35,476 | 36,329 | 38,848 | 41,366 | 44,047 | 44,074 | 46,463* |
| | Total Sitting | UNEB | N/A | N/A | N/A | N/A | 70,590 | 84,821 | 88,383 | 94,093 | 99,802 | 105,857 | 109,058 | 114,952* |
| | Male | UNEB | N/A | N/A | N/A | N/A | 42,147 | 49,876 | 52,461 | 55,754 | 58,946 | 62,321 | 65,670 | 69,219* |
| | Female | UNEB | N/A | N/A | N/A | N/A | 28,415 | 34,945 | 35,821 | 38,339 | 40,856 | 43,538 | 43,388 | 45,733* |
| | Performance Index | UNEB | N/A | N/A | N/A | N/A | 63,40% | 63,40% | 63,60% | 58% | 53,10% | 53,27% | 57,20% | 55,40* |
| | Male | UNEB | N/A | N/A | N/A | N/A | 63,90% | 63,40% | 64,10% | 59% | 54,10% | 54,70% | 55,90% | 55,90* |
| | Female | UNEB | N/A | N/A | N/A | N/A | 62,70% | 63,40% | 62,90% | 57% | 51,70% | 52,28% | 59,20% | 55,50* |
| | Tertiary Eligible | UNEB | N/A | N/A | N/A | N/A | 64,50% | 63,70% | 65,00% | 63% | 61,90% | 63,16% | 69,50% | |
| | Male | UNEB | N/A | N/A | N/A | N/A | 65,00% | 63,70% | 65,70% | 64% | 63,10% | 65,08% | 67,40% | |
| | Female | UNEB | N/A | N/A | N/A | N/A | 64,00% | 63,60% | 64,00% | 62% | 60,30% | 60,68% | 72,80% | |
| | (a) Total Enrolment | EMIS | 20,314 | 26,313 | 25,514 | 25,598 | 25,682 | 29,441 | 47,298 | 38,928 | 39,250 | 43,178 | 45,989 | 58,798 |
| | (i) Male | EMIS | 15,499 | 18,271 | 17,860 | 18,754 | 19,648 | 23,102 | 28,709 | 27,300 | 27,562 | 28,601 | 26,906 | 35,415 |
| | (ii) Female | EMIS | 4,815 | 8,042 | 7,654 | 6,844 | 6,214 | 6,339 | 18,589 | 11,628 | 11,688 | 14,577 | 19,083 | 23,383 |
| | BTVET All | | | | | | | 21,763 | 25,262 | 24,598 | 23,536 | 34,226 | 34,380 | 42,674 |
| | Male | | | | | | | 15,568 | 17,366 | 19,382 | 13,604 | 23,794 | 21,499 | 28,024 |
| | Female | | | | | | | 6,195 | 7,896 | 5,216 | 9,933 | 10,432 | 12,881 | 14,650 |
| | Total BTVET (UPPET& UPOLET) Students | EMIS | N/A | N/A | N/A | N/A | N/A | 3,024 | 6,250 | 9,055 | 9,013 | 9,344 | 11,124 | 16,658 |
| | Male | EMIS | N/A | N/A | N/A | N/A | N/A | 2,365 | 4,952 | 7,316 | 7,185 | 7,575 | 8,508 | 12,880 |
| | Female | EMIS | N/A | N/A | N/A | N/A | N/A | 659 | 1,298 | 1,783 | 1,828 | 1,769 | 2,616 | 3,778 |
| | No.of BTVET (UPPET& UPOLET) Institutions | EMIS | N/A | N/A | N/A | N/A | N/A | 62 | 62 | 62 | 62 | 62 | 126 | 118 |
| | Government | EMIS | N/A | N/A | N/A | N/A | N/A | 46 | 46 | 46 | 46 | 46 | 110 | 103 |
| | Private | EMIS | N/A | N/A | N/A | N/A | N/A | 16 | 16 | 16 | 16 | 16 | 16 | 15 |
| | (c) Enrolment in PTCs | EMIS | 17,960 | 19,477 | 18,742 | 16,646 | 16,297 | 19,849 | 22,036 | 14,330 | 15,714 | 8,952 | 11,609 | 16,124 |
| | (i) Males | EMIS | 10,901 | 11,311 | 10,742 | 9,382 | 9,185 | 11,460 | 11,343 | 7,918 | 13,958 | 4,807 | 5,407 | 7,391 |
| | (ii) Females | EMIS | 7,059 | 8,136 | 8,000 | 7,264 | 7,112 | 8,389 | 10,693 | 6,412 | 1,755 | 4,145 | 6,202 | 8,733 |

*Estimates

Chapter Two

2.0 Methodology

2.1 Data collection, processing and report writing

A combination of methods were used in data collection during this headcount exercise; this included (i) collection of secondary data from previous databases (ii) collection of primary data using appropriate field data collection procedures and tools (iii) analysis of the data collected (iv) making presentations of the headcount expectations to the stakeholders. These are discussed below.

2.1.1 Primary Data Collection

The 2014 headcount exercise was undertaken on the 8th April 2014 like the previous headcount exercise 2013 was planned as a collaborative effort between the MoES and Ministry of local Governments. MoES was responsible for the overall planning, funding, design and production of instruments, Training of Trainers (ToTs); Monitoring and support supervision, data entry, analysis and report preparation. Whilst the Local Governments (i.e. Chief Administrative Officer (CAOs), Town Clerks (TCs) District Education Officers (DEOs), Municipal Education Officers (MEOs), and Sub-County Chiefs (SCCs) were responsible for conducting the exercise in their respective Districts/ Municipalities and specifically;

- i. The CAOs/TCs were the overall overseers of the exercise within their respective districts/municipalities.
- ii. The DEOs/MEOs were charged with managing the exercise within their respective districts and municipalities and were also responsible among others for retrieval of returns from sub-counties, verification and endorsement of returns and submission of district returns to their respective MoES HC teams.
- iii. The Sub County Chiefs (SCCs) were the enumerators and therefore, responsible for actual Headcounts at respective USE/UPPET/UPOLET participating secondary schools and BTVET institutions within their respective sub counties. They were supported by the DEOs/MEOs and a team of MoES HC teams attached to the 19 district clusters countrywide.

All districts and municipalities in the country were covered and for ease of implementation of the monitoring exercise, the country was divided into nineteen regions to which technical officers of MoES were attached to provide technical backstopping and supervision of the entire exercise.

A One-day district based training workshop for Trainer of Trainers (ToTs) was conducted by MoES for district participants. The purpose of this workshop was to review the headcount exercise instruments. It was also used to confirm operational guidelines/ procedures to be followed during the exercise. The workshop will also provide an opportunity to Local Government officers to interact with MoES officers for rapport enhancement.

Like the previous headcount 2013 exercises more than one enumerator was required to enumerate schools with high enrolments i.e. schools with enrolment of over 1,000 students.

The exercise took one day and was scheduled for the 8th April 2014. It commenced at 8:00 a.m and ended at 5:00 p.m throughout the country. A one-day exercise was preferred because it would greatly minimize double counting of beneficiary students.

A list of all the Schools/Institutions involved in USE/UPPET and UPOLET programmes was availed by the Secondary and BTVET departments of the Ministry of Education and Sports. A scan through indicated that there is a total of 1,823 USE participating secondary schools distributed across 12 regions. Against the above distribution, ownership of the schools revealed that at least 943 schools were government aided while 880 were private. The UPOLET secondary schools are 960. There are also 55 BTVET technical schools and community polytechnics (P7 Leaving), implementing the UPPEP program with 40 being government aided while 15 private. Under UPOLET (O'Level Leaving BTVET) there are 55 BTVET technical institutes and 8 Health institutions which are all government aided.

This report presents the provisional results of the national headcount exercise. The targeted schools/institutions are summarized in Table 4 below.

Table 3 Showing number of targeted Schools/Institutions

| Type of School/Institution | Government aided | Partnership | Total |
|----------------------------|------------------|-------------|-------|
| USE | 244 | 619 | 863 |
| USE/UPOLET | 699 | 261 | 960 |
| Secondary Sub total | 943 | 880 | 1823 |
| BTVET/UPOLET | 55 | 0 | 55 |
| BTVET/UPPET | 40 | 15 | 55 |
| HEALTH UPOLET | 8 | 0 | 8 |
| BTVET Sub total | 103 | 15 | 118 |
| Grand Total | 1,046 | 892 | 1938 |

Like the previous years, the 2014 headcount exercise in Secondary Schools and BTVET Institutions was conducted on the same day (8th April 2014) to minimize the possibilities of double counting. In view of the above categories of schools, a segmented data collection approach was used. This approach was adopted because (a) the headcount exercise was going to emphasize quantitative data collection for which key requirements in terms of numbers were going to be obtained from different types of institutions/schools (b) rigorous statistical analysis would be expected from the field data collected.

Data collection tools were thus designed in conformity with the needs of the exercise and were used to facilitate the collection of information on (i) Number of students physically counted; (ii) Number of students proven absent; (iii) number of teachers, and (iv) and other key variables such as: - Enrolment for other classes/years, Classrooms, Laboratories, teachers /Instructors.

Headcount tools/Instruments and documents

These included:-

1. List of Participating Schools
2. USE Headcount Form A (To be filled by Gombolola Chiefs at the school)
 - Yellow color UPOLET Secondary
 - Pink color UPJET/USE (Non UPOLET)
 - Blue color UPJET (Non UPOLET) P7 Enrolling BTVET Institutions
 - Green color UPOLET O'level Enrolling BTVET and Health Institutions
- 3
4. Headcount Form A Instructional Manual
5. Head Count Guidelines and Standing procedures for the enumerators (Gombolola Chiefs)
6. Head Count Information Sheet 8. Monitoring team report format

A team of Local Government Senior Assistant Secretaries (SASs)/Gombolola Chiefs were tasked to be the Headcount exercise enumerators; they were trained for a day at their respective Local Government centres by MoES officials. The training included orientation in data collection techniques and the context of the headcount exercise. To ensure that the enumerators had basic knowledge about the exercise, the training curriculum included basic information on the subject matter such as definitions of terms and concepts in use in the data collection tool.

The enumerators had the following standing orders on the headcount day;

STANDING PROCEDURES FOR THE ENUMERATOR:

- i. Check presence of daily attendance on the notice boards.
- ii. Check registration beginning of Term 1 2014.
- iii. Check attendance register as of beginning day of Term 1.
- iv. Assemble S1/Y1, S2/Y2, S3/Y3 and S4/Y4 students in their respective classrooms/streams
- v. Check 3rd Term 2013 S3 report cards (In case of S4).
- vi. Conduct a sample roll call.
- vii. Headcount S1/Y1, S2/Y2, S3/Y3 and S4/Y4 students (only those who sat for PLE for the given years i.e 2010, 2011, 2012 and 2013 respectively).
- viii. After head count, the head teacher/Principal authenticates the forms by signing on every page of the form.
- ix. The Enumerator counter signs the forms.
- x. The Enumerator (Gombolola Chiefs/AASs) submits the forms to the DEOs
- xi. Then the DEOs authenticate the forms and hand them over to the MOES monitoring teams who in turn submit them to the Education Planning Department, Statistics Section.

2.1.2 Observation

Observation of the school infrastructure, admission books, registers, student identity and report cards. These tools were used in order to (a) gauge the current level of beneficiaries' that satisfy of UPPET requirements (b) ascertain the grades attained by students during PLE (c) provide a reliable basis for eligibility into the programme. These parameters are also included in the UPPET policy document.

2.1.3 Secondary Data Collection

Secondary data was collected through desk reviews and involved reviewing documents and data originating from the UPPET policy, Secondary and BT/VET departments, Education Sector Review Reports, Uganda Education Statistics Abstracts. Some data was also obtained from the EMIS database.

2.2 Data processing and analysis and report writing

The data generated by the exercise was captured and analyzed by the Statistics and Data Processing Section of Planning and Policy Analysis Department.

An assortment of Ms ACCESS and Ms EXCEL computer programmes were designed for data capture. Thereafter, appropriate tables were drawn and queries run in order to generate different summaries. Charts were drawn using EXCEL spreadsheet software.

2.4 Constraints experienced in the exercise

- i. Newly created administrative units meant that the affected schools/institutions had changed their location. This delayed the analysis and report writing because data collected had to be correctly tagged to the new administrative units.
- ii. Validation of the headcount information was done manually using the data collection forms against the data entered into the system. This exercise had to be done to perfection and this required a lot of concentration and time.
- iii. As shown in the findings detailed later in this report, some schools were not head counted or reported partial information.

Chapter Three

3.0 Findings

3.1 Introduction

Findings from the Headcount exercise reveal a total count of 1,823 (943 Government Aided and 880 PPP) Secondary schools participated in the UPPET/UPOLET National Headcount 2014 exercise. Findings also indicate that USE schools had a total of 873,476 (478,554 Government Aided schools and 394,922 PPP schools) eligible students while the 957 UPOLET benefiting secondary schools had a total of 67,951 (47,128 in Government Aided and 20,823 in PPP schools) students.

Table 4 Showing Enrolment and number of schools by ownership

| Year of Joining USE | Government Aided | | Public Private Partnership | | Overall | |
|---------------------|------------------|----------------|----------------------------|----------------|--------------|----------------|
| | Schools | Enrolment | Schools | Enrolment | Schools | Enrolment |
| 2007 | 860 | 456,889 | 289 | 143,273 | 1,149 | 600,162 |
| 2008 | 16 | 6,697 | 63 | 32,574 | 79 | 39,271 |
| 2009 | 7 | 2,408 | 109 | 57,849 | 116 | 60,257 |
| 2010 | 15 | 4,683 | 124 | 54,632 | 139 | 59,315 |
| 2011 | 12 | 3,834 | 152 | 65,889 | 164 | 69,723 |
| 2012 | 10 | 2,045 | 131 | 37,563 | 141 | 39,608 |
| 2013 | 23 | 1,998 | 12 | 3,142 | 35 | 5,140 |
| Grand Total | 943 | 478,554 | 880 | 394,922 | 1,823 | 873,476 |

3.2 Universal Secondary Education (USE)

Eligible students under USE schools (S.1-S.4) totaled 873,476 of who 469,819 were male and 403,657 female resulting in 8% (8% male and 8% female) increment from last year. The results indicate that the Government Aided schools have 478,554 students while the PPP schools have 394,922 students eligible for USE.

USE intake in senior one continued to increase since inception of the program in 2007. The program commenced with a total of 161,396 (92,388 male and 69,008 female) students in 2007. In 2008, the senior one intake increased to 163,758 (92,459 male and 71,299 female) with females increasing by 3%. However, due to a decline in PLE pass rate in 2008 from 86% in 2007 to 81%, some of the students failed to qualify for the program in 2009 leading to an intake of 160,113 (88,033 male and 72,080 female). In

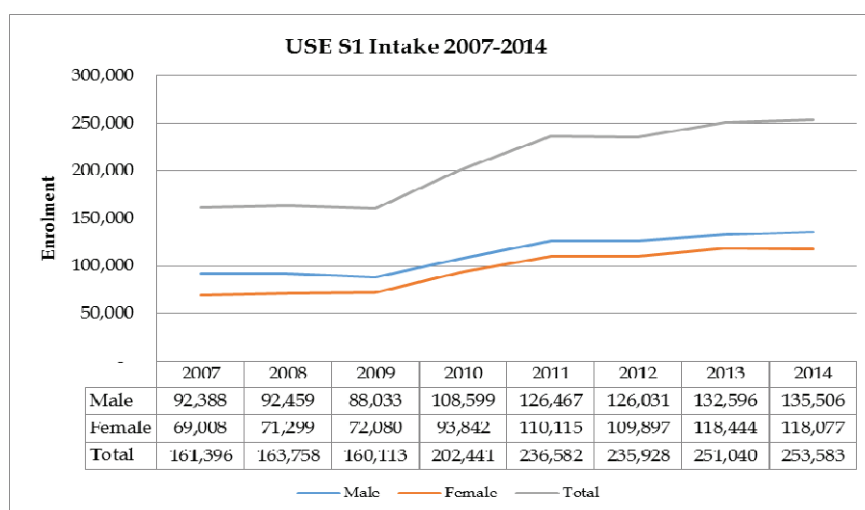


Figure 2 Showing senior one intake trends

2010, the senior one intake increased to 202,441 and further rose to 236,582 (126,467 male and 110,115 female) in 2011 an average rise of 20% between 2009 and 2011 following interventions like construction of new seed schools. However, the senior one intake slightly decreased in 2012 with 235,928 (126,031 male and 109,897 female) but increased in 2013 with 251,040 (132,596 male and 118,444 female) most probably on the account that the program had began to stabilize due to the vigilance of the different stakeholders in curbing irregular practices like wrong reporting and admission of students into the programme. This year 2014, the S1 intake has witnessed a 6% increase from 2013 registering at total count of 253,583 (135,506 male and 118,077 female) as shown in Figure 4.

The 2014 headcount results as illustrated from Table 6 below reveal that;

- i. The absolute number of eligible students enrolling in senior one decreased from 163,758 (92,459 Male and 71,299 Female) in 2008 to 160,113 (88,033 Male and 72,080 Female) in 2009. However, in 2010 the S1 intake increased to 202,441 (108,599 Male and 93,842 Female) an addition of 42,328 students from 2009. In 2012, the USE/UPPET programme witnessed a slight decline in subscription with 235,928 from 236,582 students in 2011 in senior one. However results reveal an average increment of 6.7% per year with an 8.2% average increment for girl students accessing secondary education through the USE/UPPET program per year since 2007. This is due to the improvement in PLE performance as shown in (i).

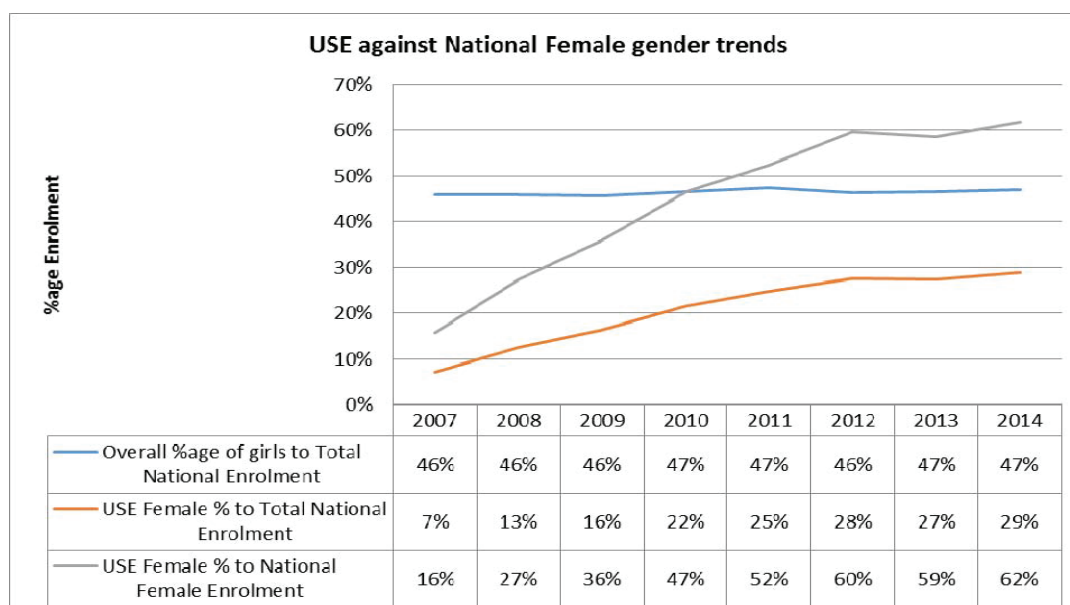


Figure 5 Showing USE female students against National enrolment USE 2007 to 2014

- ii. The number of PLE candidates with aggregates 4-28 rose in 2014 from 494,839 (2013) to 516,861 (2014) which represented a 4% rise in PLE performance. The rise in performance over the years 2007 to 2014 can be attributed to the demand for Universal Secondary Education with increased awareness of the USE eligibility criteria for senior one intake that requires a PLE candidate to have passed with aggregates 4 to 28.

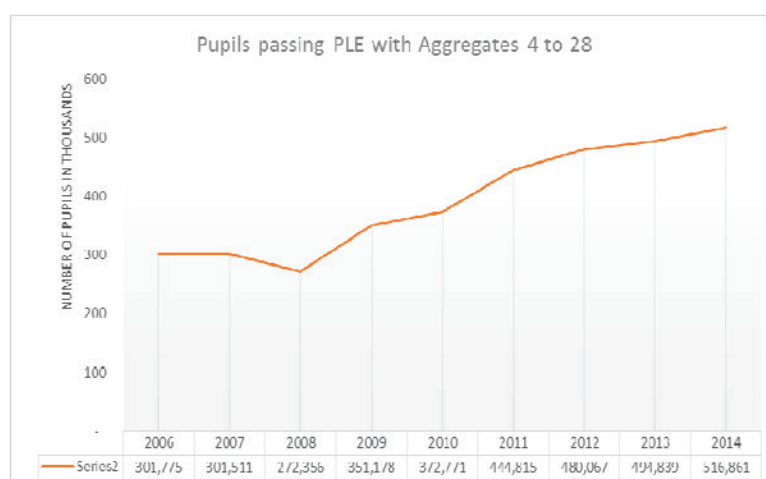


Figure 6 Pupils passing PLE with aggregate 4-28

Table 5 USE summary results on the headcount exercises

| | | | 2006 | 2007 | 2008 | 2009 | 2010 | 2011 | 2012 | 2013 | 2014 |
|---|------------|-----------------|---------|---------|-----------|-----------|-----------|-----------|-----------|-----------|-----------|
| PLE candidates 4-28 | aggregates | Male | 166,695 | 165,813 | 148,479 | 181,291 | 194,235 | 229,794 | 247,506 | 256,374 | 265,645 |
| | | Female | 135,080 | 135,698 | 123,877 | 169,887 | 178,536 | 215,021 | 232,561 | 238,465 | 251,216 |
| | | Total | 301,775 | 301,511 | 272,356 | 351,178 | 372,771 | 444,815 | 480,067 | 494,839 | 516,861 |
| | | % PLE Gain/Loss | | 0% | -10% | 29% | 6% | 19% | 8% | 3% | |
| Proportion USE S1 Intake on PLE | Male | | 68% | 68% | 71% | 64% | 71% | 59% | 57% | 58% | |
| | Female | | 51% | 53% | 58% | 55% | 62% | 51% | 51% | 51% | |
| | Total | | 53% | 54% | 59% | 58% | 63% | 53% | 52% | 53% | |
| USE/UPPET Eligible students | Senior 1 | Male | | 92,388 | 92,459 | 88,033 | 108,599 | 126,467 | 126,031 | 132,596 | 135,506 |
| | | Female | | 69,008 | 71,299 | 72,080 | 93,842 | 110,115 | 109,897 | 118,444 | 118,077 |
| | | Total | | 161,396 | 163,758 | 160,113 | 202,441 | 236,582 | 235,928 | 251,040 | 253,583 |
| | Senior 2 | Male | | | 87,627 | 86,104 | 81,249 | 103,897 | 118,143 | 115,042 | 128,195 |
| | | Female | | | 65,267 | 66,038 | 65,787 | 89,836 | 101,311 | 100,308 | 113,421 |
| | | Total | | | 152,894 | 152,142 | 147,036 | 193,733 | 219,454 | 215,350 | 241,616 |
| | Senior 3 | Male | | | | 80,152 | 76,694 | 78,218 | 96,208 | 105,432 | 109,749 |
| | | Female | | | | 58,780 | 58,553 | 63,043 | 80,345 | 88,756 | 94,838 |
| | | Total | | | | 138,932 | 135,247 | 141,261 | 176,553 | 194,188 | 204,587 |
| | Senior 4 | Male | | | | | 68,097 | 68,711 | 69,343 | 81,403 | 96,369 |
| | | Female | | | | | 47,507 | 49,254 | 52,739 | 65,011 | 77,321 |
| | | Total | | | | | 115,604 | 117,965 | 122,082 | 146,414 | 173,690 |
| | Total | Male | | 92,388 | 180,086 | 254,289 | 334,639 | 377,293 | 409,725 | 434,473 | 469,819 |
| | | Female | | 69,008 | 136,566 | 196,898 | 265,689 | 312,248 | 344,292 | 372,519 | 403,657 |
| | | Total | | 161,396 | 316,652 | 451,187 | 600,328 | 689,541 | 754,017 | 806,992 | 873,476 |
| UPOLET Eligible students | Senior 5 | Male | | | | | | | 26,291 | 22,426 | 21,708 |
| | | Female | | | | | | | 12,183 | 10,924 | 11,027 |
| | | Total | | | | | | | 38,474 | 33,350 | 32,735 |
| | Senior 6 | Male | | | | | | | | 23,640 | 22,204 |
| | | Female | | | | | | | | 10,961 | 10,870 |
| | | Total | | | | | | | | 34,601 | 33,074 |
| | Total | Male | | | | | | | 26,291 | 46,066 | 43,912 |
| | | Female | | | | | | | 12,183 | 21,885 | 21,897 |
| | | Total | | | | | | | 38,474 | 67,951 | 65,809 |
| EMIS Secondary National Enrolment | | | | | | | | | | | |
| | | | | 954,328 | 1,088,744 | 1,194,454 | 1,225,692 | 1,258,084 | 1,247,437 | 1,362,739 | 1,391,250 |
| Proportion of USE | | | | 17% | 29% | 38% | 49% | 55% | 60% | 59% | 63% |
| Percentage of eligible S.1 intake into USE | Male | | | 55.4% | 55.8% | 59.3% | 59.9% | 65.1% | 54.8% | 53.6% | 54.7% |
| | Female | | | 51.1% | 52.5% | 58.2% | 55.2% | 61.7% | 51.1% | 50.9% | 50.8% |
| | Total | | | 53.5% | 54.3% | 58.8% | 57.6% | 63.5% | 53.0% | 52.3% | 52.8% |
| Transition from S.1 to S.2 | Male | | | | 94.8% | 93.1% | 92.3% | 95.7% | 93.4% | 91.3% | 96.7% |
| | Female | | | | 94.6% | 92.6% | 91.3% | 95.7% | 92.0% | 91.3% | 95.8% |
| | Total | | | | 94.7% | 92.9% | 91.8% | 95.7% | 92.8% | 91.3% | 96.2% |
| Transition from S.2 to S.3 | Male | | | | | 91.5% | 89.1% | 96.3% | 92.6% | 89.2% | 95.4% |
| | Female | | | | | 90.1% | 88.7% | 95.8% | 89.4% | 87.6% | 94.5% |
| | Total | | | | | 90.9% | 88.9% | 96.1% | 91.1% | 88.5% | 95.0% |
| Transition from S.3 to S.4 | Male | | | | | | 85.0% | 89.6% | 88.7% | 84.6% | 91.4% |
| | Female | | | | | | 80.8% | 84.1% | 83.7% | 80.9% | 87.1% |
| | Total | | | | | | 83.2% | 87.2% | 86.4% | 82.9% | 89.4% |

- iii. **USE survival rate** slightly improved this year 2014 with 73% (76%male and 70%female) from 72% (75% male and 69% female) in 2013. This indicator relates to the USE cohort that is USE students that started S.1 in 2010 and managed to make it to S.4 in 2013. This indicator positively reflects the contribution USE/UPPET has on the economic development of the country as these students are equipped through their years at school to be the future human resource. The remaining 27% of students have either repeated a class, transferred to non-USE schools else dropped out of school. The graph below shows the number of students dropping from the USE cohort of 2011 to 2014.

| USE survival rate S1-S4 | | | | | |
|-------------------------|------|------|------|------|------|
| Gender | 2010 | 2011 | 2012 | 2013 | 2014 |
| Male | 74% | 74% | 79% | 75% | 76% |
| Female | 69% | 69% | 73% | 69% | 70% |
| Total | 72% | 72% | 76% | 72% | 73% |

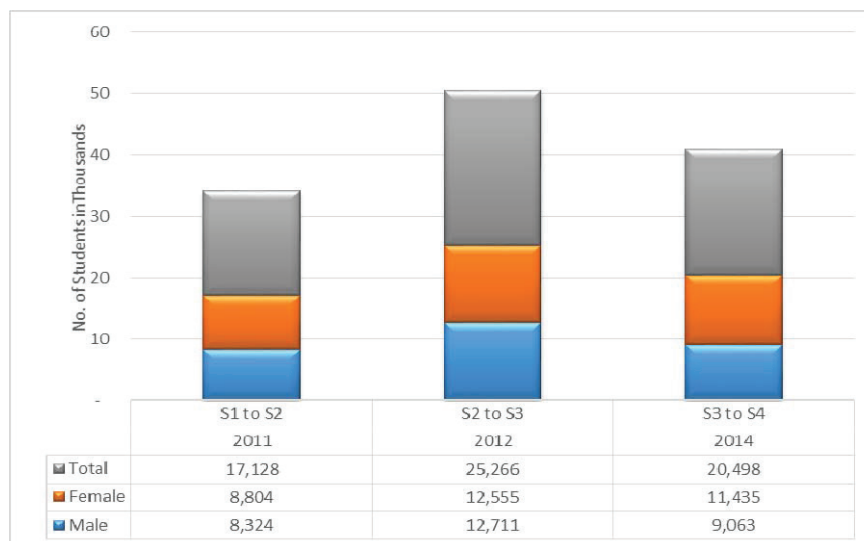


Figure 3 Showing USE Students lost in the 2011-2014 Cohort

- iv. **USE Dropout and/or Transfer:** Results indicate that 8,502 (4,761 Male and 3,741 Female) students have either dropped out or transferred to non-USE schools between 2007 and 2008 which translates into a rate of 5.3% (5.2% Male and 5.4% Female) and 25,578 (13,830 Male and 11,748 Female) students between 2008 and 2009 which translated into a rate of 8.1% (7.7% Male and 8.6% Female). This however transcended to 40,223 (21,465 Male and 18,758 Female) students between 2009 and 2010 representing a 13.8% (12.9% Male and 15.0% Female) 'dropout rate'. In 2011 due to several interventions, the number of students 'dropping out' of the USE/UPPET programme declined by 3% from 12.7% in 2010 to 9.6% in 2011. The year 2012 registered a 0.3 percentage increment from 9.6% in 2011 to 9.7% in 2012. However, in 2013 the number of students 'dropping out' or transferring out of the programme of the USE/UPPET program increased by 3.2% from 9.7% in 2012 to 12.9% in 2013.

In 2014, the number of students 'dropping out' or transferring out of the programme of the USE/UPPET program has just increased by 0.9% from 9.7% in 2013 to 10.6% in 2014. The expected number of students was 977,133 students but the actual number of students after the headcount was 873,476 students for all the four classes under operation. This implies that 103,657 students either dropped out of schools or transferred to other non USE schools.

| Drop Out/Transfer Out 2014 | | | | | |
|----------------------------|-------------------|-----------------|---------------|------------|-------|
| | Expected Students | Actual Students | Students Lost | % Retained | %lost |
| Male | 520,600 | 469,819 | 50,781 | 90.2% | 9.8% |
| Female | 456,533 | 403,657 | 52,876 | 88.4% | 11.6% |
| Total | 977,133 | 873,476 | 103,657 | 89.4% | 10.6% |

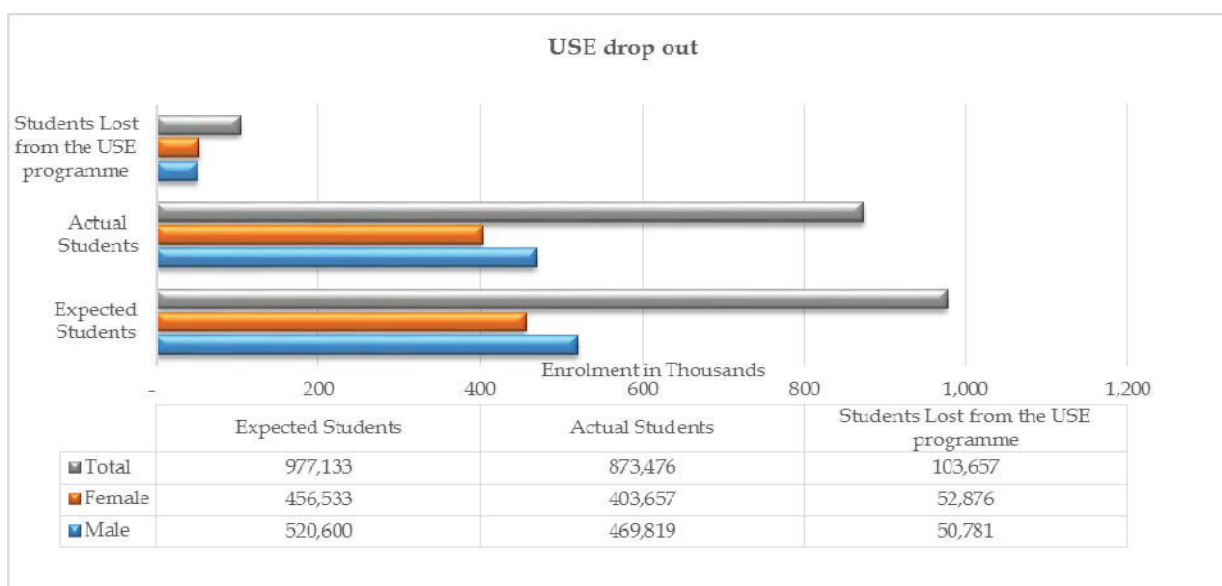


Figure 4 showing the number of students dropping out of USE

Possible reasons for the loss of students are;

a) Primary reasons;

- i. Students in schools where the headcount did not take place. (See **Table 1.2 Schools/Institutions without returns**)
- ii. Repetition: Some students are stopped or prevented from proceeding to the next class by their head teachers following anticipated poor performance especially in National examinations. It is also important to note that students who repeat cease to be eligible hence elimination from the program.
- iii. Foreigners; Some foreigners especially Sudanese who had encroached on the UPPET programme are being discouraged. This trend has been experienced mostly in the districts bordering with Sudan.
- iv. Early pregnancies; Pregnancy is also cited as the reason for the high drop out of the female students more especially in the Northern and North Eastern regions.
- v. Discontinuing schools; some schools that were previously part of the USE/UPPET programme have opted out and some have been reported closed. These schools leave the School system and USE/UPPET programme with their students and this affects the USE/UPPET cohort. (See table 7 for some of the examples).

Table 6 USE/UPPET schools that have opted out or been closed over the seven year of USE

| S/N | District | School | Ownership |
|-----|----------|----------------------------------|------------------|
| 1. | Jinja | Mother Kevin | Government Aided |
| 2. | Maracha | Quiver Self-Help Ss | Partnership |
| 3. | Moyo | Fr Serri Memorial College Obongi | Partnership |
| 4. | Tororo | Tororo Community SS | Partnership |
| 5. | Lira | Racelle Comprehensive S.S | Partnership |
| 6. | Wakiso | Wampewo Ntake SS | Government Aided |
| 7. | Luweero | Bombo SS | Government Aided |
| 8. | Bududa | Gate Of Hope S.S | Government Aided |
| 9. | Nebbi | Pakwach Progressive | Partnership |

b) Secondary reasons;

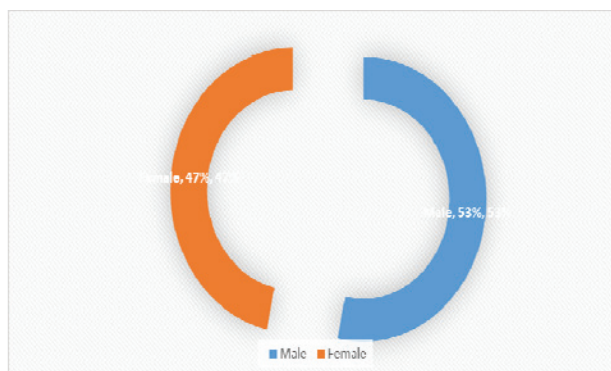
- i. Inadequate infrastructure such as but not limited to classrooms, laboratories and libraries in some schools has made parents to opt for non USE schools with better infrastructure.
- ii. Inadequate/lack of science equipments and facilities in some schools which makes students/parents to opt for schools with practical learning.
- iii. Lack of enough teachers in some USE schools to enable effective teaching and learning especially in the rural areas.

3.2.1 Senior one

- i. A total of 268,344 students (142,265 male and 126,079 female) were enrolled in S1 as of 8th April 2014. This indicates that the number of girl student enrolling in USE schools has dropped slightly by 0.5% from last year 2013.

| Girl Student Enrolment | | |
|------------------------|---------|--------|
| Year | Enrol't | % |
| 2010 | 101,469 | 28.9% |
| 2011 | 117,505 | 15.8% |
| 2012 | 158,381 | 34.8% |
| 2013 | 126,740 | -20.0% |
| 2014 | 126,079 | -0.5% |

- ii. A total 253,583 students (135,506 male and 118,077 female) students were eligible for the USE/UPPET programme in senior one i.e. they scored aggregate 4-28. Of these, a total of 136,751 (74,679 male and 62,072 female) were found to be in government aided schools which represents 58% of the total number that subscribed for USE in 2014. 116,832 (60,827 male and 56,005 female) students were found to be in private schools representing 42% of the total eligible senior ones.



- iii. Out of the eligible senior ones stated in (ii) above, 238,852 (127,304 male and 111,548 female) were physically counted in the exercise representing 95% of the total eligible senior ones and 14,210 (6,339 male and 7,871 females) representing 5% of the total eligible senior ones, were proven absentees.

3.2.2 Senior two

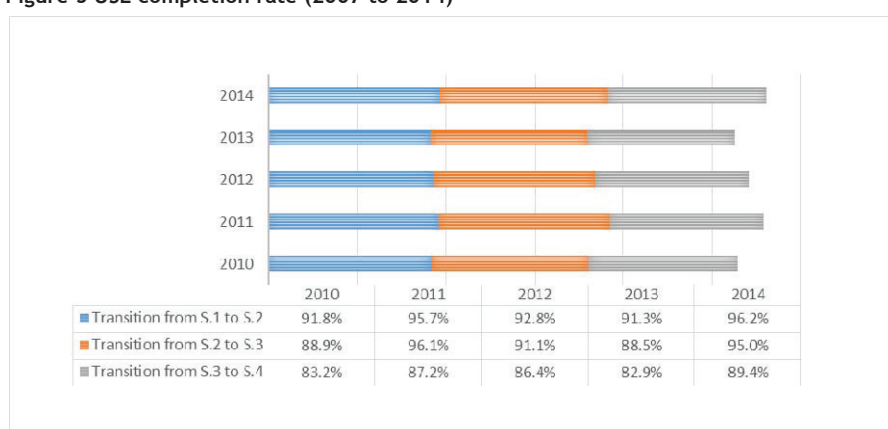
- i. The total enrolment in senior two was recorded at 241,616 with 128,195 males and 113,421 females.
- ii. Of the above enrolment, total eligible students in senior two were 241,616 with 128,195 males and 113,421 females 3.8% loss compared to 251,040 (132,596 males and 118,444 females) senior ones in 2013.
This translates into a promotion rate of 96.2% (a 3.8% decline from 2013) for USE students transiting from senior one to senior two. The remaining 3.8% of the S1 students that did not transit to S2 are presumed to have either dropped out or joined other non USE schools.
- iii. Of the 241,616 eligible students in senior two, 60% (131,782 with 71,428 male and 60,354 female) were found to be in government aided schools while 40% (109,834 with 56,767 male and 53,067 female) in private schools.

- iv. Out of the eligible senior twos, 224,001 students (118,476 male and 105,525 female) were physically counted in the exercise representing 93% of the total eligible senior twos.
- v. Proven absentees for senior twos totaled to 17,615 (9,719 male and 7,896 females) representing only 7% of the total eligible senior twos.

3.2.3 Senior three

- i. The total enrolment in senior three was recorded at 204,587 with 109,749 males and 94,838 females representing 21% of the overall USE schools' enrolment of 933,101.
- ii. The total eligible students in senior three were 241,616 with 128,195 males and 113,421 females compared to 215,350 (115,042 males and 100,308 females) senior twos in 2013. This translates into a promotion rate of 95.0% meaning a rise in performance from last year's 88.5%. The remaining 5.0% appear to have either dropped out or joined other non USE schools.

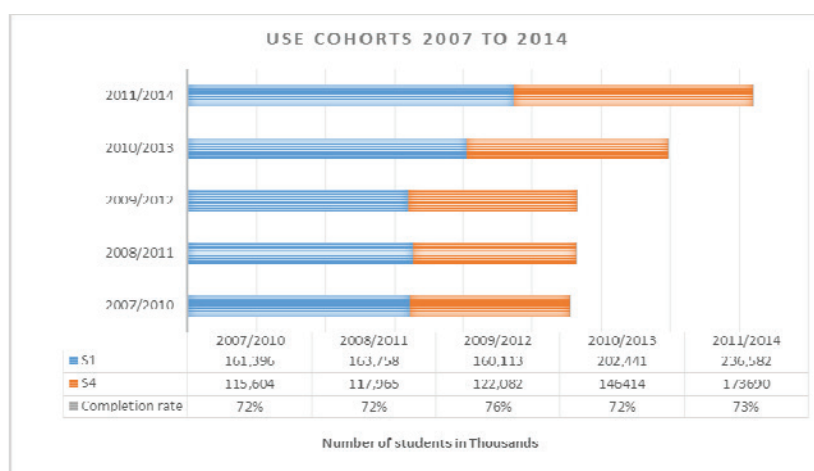
Figure 5 USE completion rate (2007 to 2014)



- iii. Of the 241,616 eligible students in senior three 63% of the eligible senior three students were found in government aided schools whilst 37% in private schools.
- iv. Out of the eligible senior threes, 188,047 students (100,423 male and 87,624 female) were physically counted during the exercise; representing 95% of the total eligible senior threes.
- v. Proven absentees for senior three were 17,078 (9,590 male and 7,488 females) representing 9% of the total eligible senior threes. These cases of absenteeism were mainly due to schools winding up the term before the exercise.

3.1.4 Senior four

- i. Total enrolment for senior four stands at 194,290 with 106,809 males and 87,481 females.
- ii. The total eligible students in senior four were 173,690 with 96,369 males and 77,321 females compared to 194,188 (105,432 males and 88,756 female) senior threes in 2013. This translates into a promotion rate of 89.4% for USE students a 6.5 percentage rise in



performance from 2013. However, the implication is that the number of senior four eligible students dropped by 10.6% (17.1% in 2013).

- iii. Of the 173,690 eligible students in senior four 63% (99,808 with 56,106 male and 43,702 female) of the eligible senior four students are in government aided schools while 37% were in private schools. This huge percentage in government secondary schools is tailored to the availability of infrastructure such as laboratories and libraries which are well sought for by senior four students in order to pass their UCE exams.
- iv. Out of the eligible senior fours, 163,155 students (90,380 male and 72,775 female) were physically counted in the exercise representing 95% of the total eligible senior fours.
- v. Proven absentees for senior four totaled to 12,918 (7,238 male and 5,680 females) representing an insignificant 8% of the total eligible senior fours.

3.2.5 USE Area disparities

Significantly, USE subscription still remains predominantly a rural phenomenon. Headcount findings show that 68% of the schools participating in the USE/UPPET programme are rural based. This is further evidenced in the enrolment with 350,515 USE eligible students found to be in the rural areas. This represents 68% of the total eligible students and 59% of the whole USE schools population.

During the period 2007 and 2014, rural accessibility to secondary education has risen by almost 7 percentage points while no significant changes were observed in urban areas.

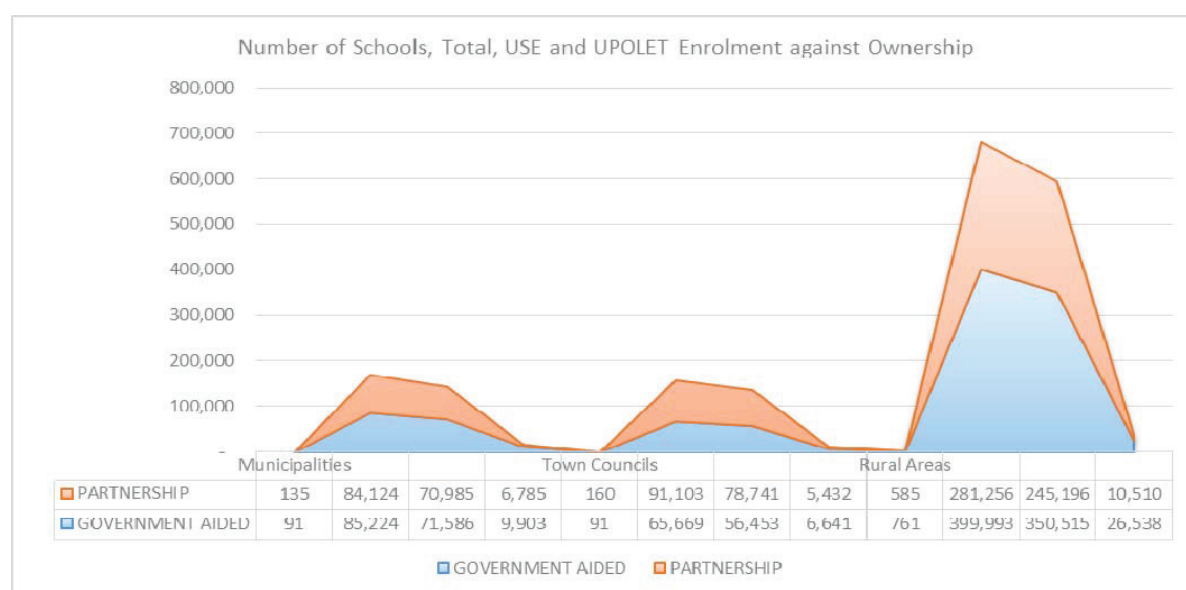
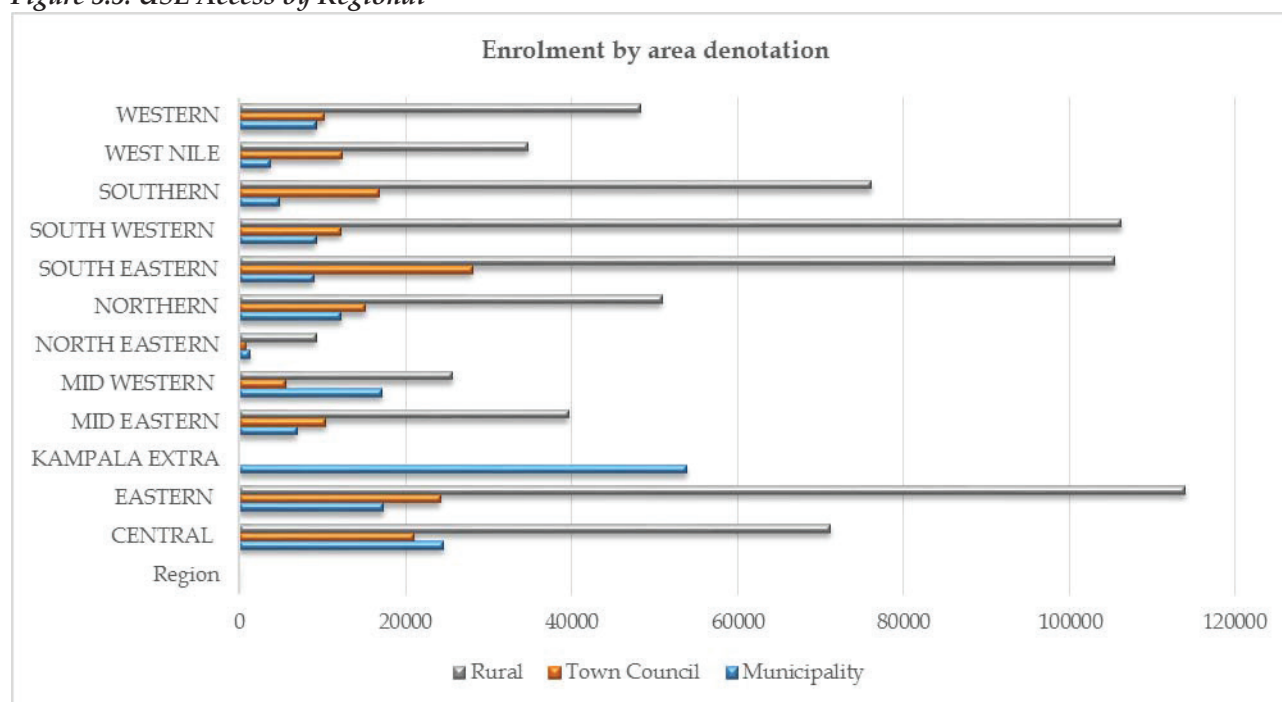


Figure 6 Area disparities by enrolment

Regional imbalance, especially between the North Eastern region and the rest of the country has persisted for years. The North Eastern region has maintained the highest incidence of inaccessibility to USE with a proportion of less than 2% of the whole USE population. This is largely attributable to its terrain, attitude towards education, nomadic nature of the people living there coupled with the cattle rustling problem that has traditionally plagued the Karamoja and surrounding sub-regions.

Figure 3.5: USE Access by Regional



Although the North Eastern region still has the highest USE inaccessibility incidence, results show a gradual increase in its secondary school enrolment since this year 2014 with 11,233 students achieving their educational goals in the 19 USE school in the area. This may partly be attributed to the interventions of both the humanitarian and government interventions in the region and the cessation of hostilities culminating in the relative calm.

| Region | Municipalities | | Town Councils | | Rural | | Total | |
|---------------|----------------|-----------|---------------|-----------|---------|-----------|---------|-----------|
| | Schools | Enrolment | Schools | Enrolment | Schools | Enrolment | Schools | Enrolment |
| Central | 39 | 24,581 | 44 | 21,057 | 154 | 71,150 | 237 | 116,788 |
| Eastern | 15 | 17,332 | 30 | 24,223 | 189 | 113,920 | 234 | 155,475 |
| Kampala extra | 79 | 53,929 | | | | | 79 | 53,929 |
| Mid eastern | 5 | 6,936 | 13 | 10,398 | 76 | 39,611 | 94 | 56,945 |
| Mid western | 21 | 17,176 | 9 | 5,568 | 60 | 25,672 | 90 | 48,416 |
| North eastern | 2 | 1,263 | 3 | 749 | 14 | 9,221 | 19 | 11,233 |
| Northern | 14 | 12,219 | 27 | 15,146 | 109 | 50,893 | 150 | 78,258 |
| South eastern | 8 | 8,902 | 28 | 28,032 | 157 | 105,455 | 193 | 142,389 |
| South western | 15 | 9,260 | 27 | 12,275 | 232 | 106,200 | 274 | 127,735 |
| Southern | 10 | 4,844 | 27 | 16,766 | 162 | 76,089 | 199 | 97,699 |
| West nile | 5 | 3,705 | 24 | 12,297 | 91 | 34,750 | 120 | 50,752 |
| Western | 13 | 9,201 | 19 | 10,261 | 102 | 48,288 | 134 | 67,750 |
| Grand total | 226 | 169,348 | 251 | 156,772 | 1,346 | 681,249 | 1,823 | 1,007,369 |

3.2.6 Classrooms

The table 8 below shows that on average, more than 100 students occupy a classroom which is way above the stipulated 60 students per class according to the USE policy. Of the 17,261 classrooms reported, 58% were in government and 42% in private schools. There is a national average of 62 students per class with government and private schools averaging 66 and 56 students per class respectively. This reveals a need for more classrooms in government schools to match the policy requirements. Congestion in UPPET schools is high with almost 34% of the schools accommodating over 60 students in a class. The policy is 60 students per class. The Ministry has setup programmes in place, like the World Bank (APL1) and ADB to address this problem in the medium term.

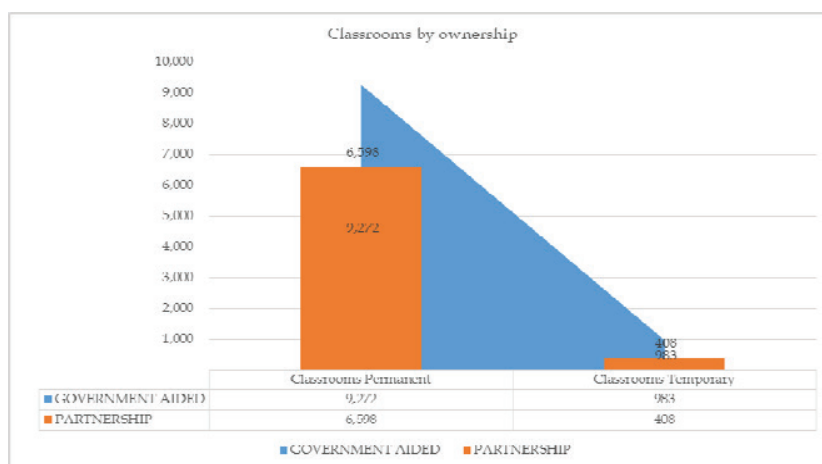


Figure 7 Showing nature of classrooms

Table 7 Showing number of classrooms by ownership

| Ownership | No. of Schools | Total Enrolment | Classrooms Permanent | Classrooms Temporary | Classrooms Total |
|------------------|----------------|-----------------|----------------------|----------------------|------------------|
| Government Aided | 943 | 550,886 | 9,272 | 983 | 10,255 |
| Partnership | 880 | 456,483 | 6,598 | 408 | 7,006 |
| Grand Total | 1,823 | 1,007,369 | 15,870 | 1,391 | 17,261 |

Table 9 USE/UPPET Headcount 2014 secondary schools with high populations (congestion)

| S/N | District | School | Level Status | Ownership | Enrolment | Class rooms | SCR |
|-----|------------|-------------------------------|--------------|------------------|-----------|-------------|-----|
| 1 | Maracha | Maracha High School | USE | Partnership | 280 | 1 | 280 |
| 2 | Sheema | Butsibo S.S | USE/UPOLET | Government Aided | 1,070 | 4 | 268 |
| 3 | Kabarole | Nyakigumba Parents School | USE/UPOLET | Partnership | 1,358 | 6 | 226 |
| 4 | Hoima Mc | St Andrea Kaahwa's College | USE/UPOLET | Government Aided | 1,299 | 6 | 217 |
| 5 | Mukono | Dynamic Ss | USE/UPOLET | Partnership | 2,068 | 10 | 207 |
| 6 | Lwengo | Modern Ss Mbirizi | USE/UPOLET | Partnership | 379 | 2 | 190 |
| 7 | Mayuge | Kyoga Sss | USE | Partnership | 932 | 5 | 186 |
| 8 | Mbale Mc | Mbale High School | USE/UPOLET | Government Aided | 1,674 | 9 | 186 |
| 9 | Sheema | Kateete High School | USE | Partnership | 740 | 4 | 185 |
| 10 | Hoima | St Micheal S.S Buraru | USE | Partnership | 737 | 4 | 184 |
| 11 | Kibuku | Citizens Inter College | USE/UPOLET | Partnership | 729 | 4 | 182 |
| 12 | Kyenjojo | Kyenjojo Ss | USE/UPOLET | Government Aided | 886 | 5 | 177 |
| 13 | Sironko | Sironko Parents Ss | USE/UPOLET | Partnership | 1,414 | 8 | 177 |
| 14 | Kotido | Kotido Ss | USE/UPOLET | Government Aided | 2,239 | 13 | 172 |
| 15 | Bukedea | Malera Ss | USE/UPOLET | Partnership | 682 | 4 | 171 |
| 16 | Namutumba | Nangonde Ark Peas High School | USE | Partnership | 340 | 2 | 170 |
| 17 | Bundibugyo | Bumadu Seed Secondary School | USE/UPOLET | Government Aided | 671 | 4 | 168 |
| 18 | Isingiro | Kihanda S.S | USE/UPOLET | Government Aided | 327 | 2 | 164 |
| 19 | Kaliro | Bulamogi College Gadumire | USE | Government Aided | 978 | 6 | 163 |
| 20 | Amuria | Morungatuny Sss | USE | Government Aided | 324 | 2 | 162 |

It was also observed from the headcount exercise that schools are not building the same size (i.e. no standard size) of classes and laboratories to accommodate the 60 students per class as stipulated by the policy.

3.2.7 Libraries

Headcount results show that of the 1,823 schools that benefit in the USE/UPPET programme only 1,116 (467 government and 649 private) schools have library facilities meaning a total of 704 (43%) schools lack libraries. This implies a ratio of 1:2 and reflects an urgent situation if performance in USE schools is to be improved.

3.2.8 Laboratories

Results indicate that there are 2,619 laboratories for the 933,101 students enrolled in the 1,823 USE benefiting secondary schools. This represents a ratio of 410:1 (students per laboratory) which reveals a colossal gap if the government's aim to foster science education is to be achieved.

3.2.9 Latrines

Findings from the also reveal that there are 6,829 latrines available to the 933,101 students enrolled in the USE schools. This result translates into an average of 148 students per latrine. It is also important to note that of the 5,364 latrines found, 918 are in a temporary state. This means that 13% of the latrines are in a temporary state which if tailored to a Student Latrine ratio of 148:1, poses a massive challenge that should be dealt with expeditiously in order to alleviate the evident poor sanitary conditions in the USE schools.

Table 8 USE facilities

| Ownership | No. of Schools | Total Enrolment | Class rooms | Labs | Latrine | Library |
|------------------|----------------|-----------------|-------------|-------|---------|---------|
| Government Aided | 943 | 550,886 | 10,255 | 1,497 | 4,186 | 467 |
| Partnership | 880 | 456,483 | 7,006 | 1,122 | 2,643 | 649 |
| Grand Total | 1,823 | 1,007,369 | 17,261 | 2,619 | 6,829 | 1,116 |

3.2.10 Teachers

According to the data availed from head count exercise, there are 27,609 (14,911 government schools and 12,698 private schools) teachers for the 1,007,369 students in the 1,823 USE schools; females teachers constituting a meager 36%. This relates to a 36:1 student teacher ratio. In terms of subject distribution, there are only 16,598 (12,086 in government schools and 4,512 in private partnership schools) science teachers which is represented by a substantive 60% (46% government) for the students population.

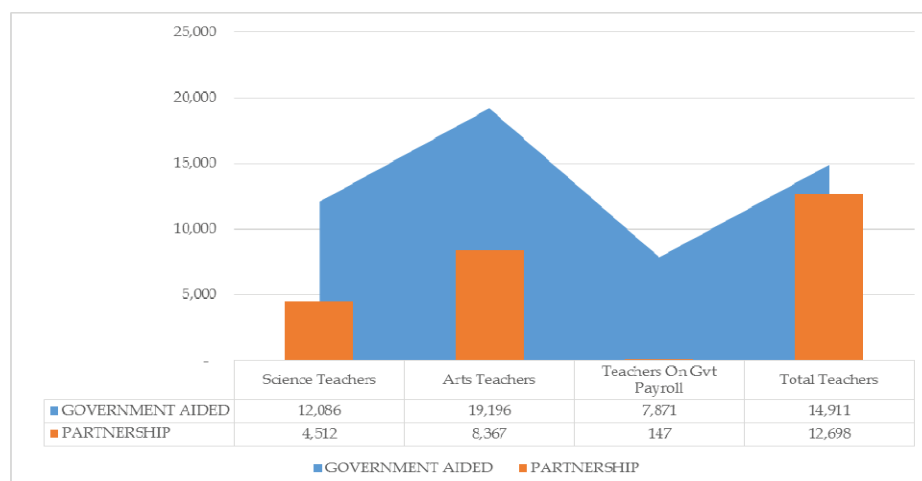


Figure 8 showing secondary school teachers by subject

Of the 27,609 teachers reported, 14,911 (11,195 male and 3,716 female) are found in government schools. It's important to note that of the reported teachers, only 8,018 were on the government payroll reflecting a 29% proportion of the total teachers. Results further indicate that the overall contact between students and teachers in a classroom is 36:1 (students per teacher). This is a positive indicator for the programme considering that the ideal ratio is 40 students per teacher but it is just an average which is not a true representation of the state of each school.

Table 9 Showing summary results on teachers

| Category | | Gender | Government Aided | Partnership | Grand Total |
|-----------------|---------------------------|--------|------------------|-------------|-------------|
| No.of Schools | | | 943 | 880 | 1,823 |
| Total Enrolment | | | 550,886 | 456,483 | 1,007,369 |
| Teachers | Science | M | 10,572 | 3,939 | 14,511 |
| | | F | 1,480 | 562 | 2,042 |
| | | T | 12,086 | 4,512 | 16,598 |
| | Arts | M | 12,928 | 6,050 | 18,978 |
| | | F | 6,268 | 2,317 | 8,585 |
| | | T | 19,196 | 8,367 | 27,563 |
| | On Government Payroll | M | 5,885 | 106 | 5,991 |
| | | F | 1,986 | 41 | 2,027 |
| | | T | 7,871 | 147 | 8,018 |
| | Not On Government Payroll | M | 5,310 | 9,752 | 15,062 |
| | | F | 1,730 | 2,799 | 4,529 |
| | | T | 7,040 | 12,551 | 19,591 |
| | Overall | M | 11,195 | 9,858 | 21,053 |
| | | F | 3,716 | 2,840 | 6,556 |
| | | T | 14,911 | 12,698 | 27,609 |

3.2.12 USE Schools where head count didn't take place

Headcount was not done in the following schools/Institutions. These schools were part of the USE head count schedule but head count didn't take place because of various reasons as presented in table 3.6 below.

Table 10 Showing secondary schools that were not headcounted

| S/N | District | County | Sub-County | School | Level Status | Ownership |
|-----|-------------|-----------------|---------------------|--------------------------------|--------------|------------------|
| 1 | Mbale | Mbale Municipal | Industrial Division | Mbale Mun .Comm. Polytech | BT/UPPET | Government Aided |
| 2 | Kitgum | Chua | Kitgum Matidi | Obyen Community Polytechnic | BT/UPPET | Government Aided |
| 3 | Arua | Terego | Omugo | Omugo Techincal School | BT/UPPET | Government Aided |
| 4 | Iganga | Iganga Mc | Northern Division | Poineer Technical Institute | BT/UPPET | Partnership |
| 5 | Nakasongola | Nakasongola | Wabinyonyi | Uganda Honey Bee Keepers | BT/UPPET | Partnership |
| 6 | Agago | Agago | Agago T.C | Patongo Seed S.S | USE | Government Aided |
| 7 | Agago | Agago | | Lapono Seed Ss | USE | Government Aided |
| 8 | Amuria | Kapelebyong | | Obalanga Seed Ss | USE | Government Aided |
| 9 | Bundibugyo | Bwamba | Bubukwanga | Bubukwanga S.S | USE | Government Aided |
| 10 | Kabale | Ndorwa | Maziba | Kamuronko S.S | USE/UPOLET | Government Aided |
| 11 | Kanungu | Kinkizi | Kambuga | Sanyo Ss | USE | Partnership |
| 12 | Kiboga | Kiboga East | Kiboga Town Council | Bamusuta Ss | USE/UPOLET | Government Aided |
| 13 | Lamwo | Lamwo | Madi-Opei | St Mary's Collmadi-Opei | USE/UPOLET | Partnership |
| 14 | Mbale | Bungokho | Nyondo | Nabumali Girls High School | USE | Partnership |
| 15 | Tororo | Tororo | Mella | Mella Seed Ss | USE | Government Aided |
| 16 | Budaka | Budaka | Budaka | Budaka Progressive High School | USE | Partnership |
| 17 | Kayunga | Bbaale | Busaana | Busaana Central Sss | USE | Partnership |
| 18 | Mbale | Bufumbo | Bubyangu | Bubyangu Ss | USE | Partnership |

Note: For detailed information of all participating schools please refer to Annex 9 List of USE participating schools showing Enrolment, STR and SCR 2014.

3.2.13 USE schools that have over-subscribed

As a policy each participating secondary school is expected to have two streams of 60 students each. However results show that some government and private schools have more than 120 students in a class. A summary of the schools is shown in Table 12 below: For more details (see Annex 9).

Table 11 showing schools that over sub-scribed 2014

| S/N | District | School | Level Status | Ownership | Enrollment | Class rooms | PCR |
|-----|----------------|------------------------------|--------------|------------------|------------|-------------|-----|
| 1 | Soroti Mc | Soroti Ss | USE/UPOLET | Government Aided | 3,878 | 41 | 95 |
| 2 | Mbale Mc | Nkoma Ss. | USE/UPOLET | Government Aided | 2,878 | 33 | 87 |
| 3 | Kaliro | Kaliro High School | USE/UPOLET | Government Aided | 2,803 | 43 | 65 |
| 4 | Mbale Mc | Oxford High School Mbale | USE/UPOLET | Partnership | 2,717 | 25 | 109 |
| 5 | Fort Portal Mc | Mpanga S.S. | USE/UPOLET | Government Aided | 2,714 | 29 | 94 |
| 6 | Kampala | Kololo Ss | USE | Government Aided | 2,664 | 44 | 61 |
| 7 | Soroti | Light S.S.S | USE/UPOLET | Partnership | 2,574 | 25 | 103 |
| 8 | Iganga Mc | Iganga Topcare S S | USE/UPOLET | Partnership | 2,534 | 29 | 87 |
| 9 | Kampala | Kololo Hs | USE/UPOLET | Government Aided | 2,497 | 20 | 125 |
| 10 | Lira | King James Comp. Ss | USE/UPOLET | Partnership | 2,485 | 23 | 108 |
| 11 | Kibuku | High Light Ss | USE/UPOLET | Partnership | 2,407 | 19 | 127 |
| 12 | Kampala | Kitebi S.S | USE/UPOLET | Government Aided | 2,353 | 22 | 107 |
| 13 | Kitgum | Kitgum Comprehensive College | USE/UPOLET | Partnership | 2,265 | 16 | 142 |
| 14 | Kotido | Kotido Ss | USE/UPOLET | Government Aided | 2,239 | 13 | 172 |
| 15 | Kamuli | Kamuli Progressive College | USE/UPOLET | Partnership | 2,215 | 26 | 85 |
| 16 | Soroti Mc | Olila High School | USE | Partnership | 2,214 | 14 | 158 |
| 17 | Mbale Mc | Uni - Link High School | USE/UPOLET | Partnership | 2,147 | 15 | 143 |
| 18 | Mukono | Dynamic Ss | USE/UPOLET | Partnership | 2,068 | 10 | 207 |
| 19 | Kabarole | Kibiito S.S | USE/UPOLET | Government Aided | 2,064 | 18 | 115 |
| 20 | Bugiri | Bukooli College | USE/UPOLET | Government Aided | 2,043 | 17 | 120 |
| 21 | Namutumba | Agape Ss | USE/UPOLET | Partnership | 1,986 | 14 | 142 |
| 22 | Busia Mc | Busia S.S | USE/UPOLET | Government Aided | 1,958 | 19 | 103 |
| 23 | Kamuli | Kisozi Prog. Ss | USE/UPOLET | Partnership | 1,909 | 18 | 106 |
| 24 | Hoima Mc | Premier S.S Hoima | USE/UPOLET | Partnership | 1,872 | 24 | 78 |
| 25 | Mayuge | Bunya S.S | USE/UPOLET | Government Aided | 1,849 | 25 | 74 |
| 26 | Mbale | Nyondo Ss | USE/UPOLET | Government Aided | 1,782 | 26 | 69 |
| 27 | Arua Mc | Arua Public Ss | USE/UPOLET | Government Aided | 1,737 | 16 | 109 |
| 28 | Lira Mc | Lira Town College | USE/UPOLET | Government Aided | 1,726 | 20 | 86 |
| 29 | Gulu Mc | Gulu Ss | USE/UPOLET | Government Aided | 1,716 | 23 | 75 |
| 30 | Mukono | Kasawo Islamic School | USE | Partnership | 1,712 | 22 | 78 |
| 31 | Luweero | Bombo Army Ss | USE/UPOLET | Government Aided | 1,707 | 20 | 85 |
| 32 | Busia | Lumino H.S | USE/UPOLET | Government Aided | 1,683 | 23 | 73 |
| 33 | Kampala | Luzira Ss | USE/UPOLET | Government Aided | 1,681 | 22 | 76 |
| 34 | Mbale Mc | Mbale High School | USE/UPOLET | Government Aided | 1,674 | 9 | 186 |
| 35 | Entebbe Mc | Airforce Ss | USE/UPOLET | Government Aided | 1,621 | 13 | 125 |
| 36 | Kitgum | Kitgum Town College | USE/UPOLET | Partnership | 1,611 | 13 | 124 |
| 37 | Budaka | Budaka Universal College | USE/UPOLET | Partnership | 1,596 | 12 | 133 |
| 38 | Iganga | Kigulu College | USE/UPOLET | Government Aided | 1,596 | 20 | 80 |
| 39 | Wakiso | Nsangi Secondary School | USE/UPOLET | Government Aided | 1,592 | 13 | 122 |

| S/N | District | School | Level Status | Ownership | Enrollment | Class rooms | PCR |
|-----|-----------|--------------------------------|--------------|------------------|------------|-------------|-----|
| 40 | Mbale Mc | Maluku Secondary School | USE/UPOLET | Partnership | 1,589 | 14 | 114 |
| 41 | Soroti | Teso College Aloet | USE/UPOLET | Government Aided | 1,573 | 24 | 66 |
| 42 | Mukono Mc | Mukono H.S | USE/UPOLET | Government Aided | 1,572 | 33 | 48 |
| 43 | Iganga Mc | King Of Kings Ss | USE/UPOLET | Partnership | 1,569 | 16 | 98 |
| 44 | Kampala | Fahia High School | USE/UPOLET | Partnership | 1,563 | 24 | 65 |
| 45 | Pallisa | Pallisa Ss | USE/UPOLET | Government Aided | 1,526 | 19 | 80 |
| 46 | Lira | Amach Modern Ss | USE/UPOLET | Partnership | 1,524 | 15 | 102 |
| 47 | Tororo | Rubongi Army Ss | USE/UPOLET | Government Aided | 1,511 | 19 | 80 |
| 48 | Iganga | Townside High School Busematia | USE/UPOLET | Partnership | 1,502 | 19 | 79 |

Recommendation:

- Some of these school have been integrated into the double shift programme but more needs to be done on there expansion.
- There is need to introduce/attract more players (especially using the Public Private Partnership window) in the catchment area of these schools so as to offload the congestion burden from these schools.

3.2.14 USE schools that have under-sub-scribed

There are school schools that have enrolments below 50 students, as listed in Table 13 below:

Table 12 showing schools that under sub-scribed 2014

| S/N | District | School | Level Status | Ownership | Enrolment | Class rooms | PCR |
|-----|-------------|---------------------------------------|--------------|------------------|-----------|-------------|-----|
| 1 | Wakiso | Comprehensive College Kitetika | USE/UPOLET | Partnership | - | 15 | - |
| 2 | Mityana | St Jude Ss Mityana | USE | Partnership | 14 | 5 | 3 |
| 3 | Yumbe | Apo Seed Ss | USE | Government Aided | 21 | 8 | 3 |
| 4 | Bukedea | Malera High School | USE | Partnership | 25 | 2 | 13 |
| 5 | Zombo | St Gregory's College, Paidha | USE | Partnership | 25 | 4 | 6 |
| 6 | Amuru | Pabo Comprehensive Sec School | USE | Partnership | 27 | 11 | 2 |
| 7 | Mpigi | Buyiga Seed Ss | USE | Government Aided | 28 | 2 | 14 |
| 8 | Wakiso | Bbembe Ss | USE | Partnership | 37 | 2 | 19 |
| 9 | Amuria | Asamuk Community Ss | USE | Partnership | 38 | 3 | 13 |
| 10 | Kalangala | Bukasa S.S | USE | Government Aided | 51 | 4 | 13 |
| 11 | Amudat | Pokot Girls Boarding Seed Ss | USE | Government Aided | 52 | 4 | 13 |
| 12 | Apac | Abongomola Seed Ss | USE | Government Aided | 52 | 4 | 13 |
| 13 | Arua | Rhino Camp Ss | USE | Government Aided | 55 | 8 | 7 |
| 14 | Buvuma | St Peters S.S.S Buvuma | USE | Partnership | 56 | 4 | 14 |
| 15 | Mbale | Maharishi Ss | USE | Partnership | 58 | 7 | 8 |
| 16 | Nakasongola | Migyera Uweso S.S | USE | Government Aided | 58 | 13 | 4 |
| 17 | Mpigi | Bunjako Island | USE | Partnership | 59 | 6 | 10 |
| 18 | Kalungu | St Mary's Parents Ss Kigo Villa Maria | USE | Partnership | 65 | 6 | 11 |
| 19 | Jinja Mc | Kirisa Fortitude Ss | USE | Partnership | 66 | 8 | 8 |
| 20 | Luwero | Butanza College | USE | Partnership | 67 | 8 | 8 |
| 21 | Wakiso | Awegys Christian Comprehensive Ss | USE | Partnership | 69 | 4 | 17 |

| S/N | District | School | Level Status | Ownership | Enrolment | Class rooms | PCR |
|-----|------------|------------------------------|--------------|------------------|-----------|-------------|-----|
| 22 | Tororo Mc | Tropical College Tororo | USE | Partnership | 70 | 8 | 9 |
| 23 | Kibaale | Nchwanga S.D.A Ss | USE | Partnership | 73 | 4 | 18 |
| 24 | Nakaseke | Wakyato Seed Ss | USE | Government Aided | 73 | 4 | 18 |
| 25 | Serere | Bishop Wandera Girls Ss | USE | Partnership | 73 | 4 | 18 |
| 26 | Zombo | Jangokoro Seed Ss | USE | Government Aided | 73 | 8 | 9 |
| 27 | Wakiso | St James High School | USE | Partnership | 74 | 4 | 19 |
| 28 | Amuria | Kuju Seed Ss | USE | Government Aided | 74 | 8 | 9 |
| 29 | Pader | Atanga Girls S.S | USE | Government Aided | 75 | 8 | 9 |
| 30 | Kabarole | Ibaale S.S | USE | Government Aided | 76 | 6 | 13 |
| 31 | Gomba | Kyayi Seed Secondary School | USE | Partnership | 79 | 4 | 20 |
| 32 | Mukono | Mpunge Seed Ss | USE | Government Aided | 80 | 8 | 10 |
| 33 | Kyankwanzi | Nankandula Ss | USE | Government Aided | 81 | 6 | 14 |
| 34 | Masaka Mc | Mutesa Li Hs | USE/UPOLET | Partnership | 83 | 6 | 14 |
| 35 | Yumbe | Kings Modern College Yumbe | USE | Partnership | 84 | 7 | 12 |
| 36 | Wakiso | St Gerald's College | USE | Partnership | 86 | 4 | 22 |
| 37 | Kyankwanzi | St Josephs S.S Kyankwanzi | USE | Government Aided | 88 | 4 | 22 |
| 38 | Soroti Mc | St Francis S.S For The Blind | USE/UPOLET | Government Aided | 88 | 6 | 15 |
| 39 | Ibanda | Ryabatenga S.S | USE | Government Aided | 89 | 4 | 22 |

Recommendation: It is recommended that some of these schools should be dropped from the USE programme because they have failed to attract students and be replaced with schools in areas that most need the programme.

3.2.15 Substantial loss (drop) and gain in enrolment

There were schools that showed outrageous gain or loss of students during the transition 2013 to 2013 (S1 to S2, S2 to S3 and S3 to S4) as shown in tables 14 and 15 respectively. This implies that students are abnormally accessing the programme but also indicates the 'dropping out' of the programme is very eminent. There is need to carry out more investigation in order to ascertain the basis for these abnormal occurrences.

Table 13 Showing schools that lost more than 200 students in transition 2013 to 2014

| S/N | District | School | Ownership | Drop S2 | Drop S3 | Drop S4 | Total Drop |
|-----|-----------|------------------------------------|------------------|---------|---------|---------|------------|
| 1 | Lira | Bulluge Comprehensive H/S | Partnership | (208) | (159) | (251) | (618) |
| 2 | Iganga Mc | Iganga Topcare S S | Partnership | (98) | (113) | (224) | (435) |
| 3 | Pader | Rackoko Compressive S | Partnership | (178) | (135) | (91) | (404) |
| 4 | Kitgum | Kitgum Vision College | Partnership | (95) | (106) | (193) | (394) |
| 5 | Iganga Mc | Triangle Secondary School | Partnership | (130) | (134) | (115) | (379) |
| 6 | Luweero | Berbra Hill Sss | Partnership | (123) | (126) | (104) | (353) |
| 7 | Iganga | Bugweri College | Partnership | (120) | (119) | (110) | (349) |
| 8 | Bugiri | Bukooli College | Government Aided | (37) | (106) | (201) | (344) |
| 9 | Kasese | Rwenzori High Sch | Government Aided | (79) | (123) | (139) | (341) |
| 10 | Soroti | Light S.S.S | Partnership | (126) | (126) | (83) | (335) |
| 11 | Kiruhura | Buremba S S | Government Aided | (165) | (108) | (62) | (335) |
| 12 | Mityana | Bujubi S.S | Government Aided | (70) | (162) | (101) | (333) |
| 13 | Buikwe | St Andrew's Sen Sec School | Partnership | (102) | (128) | (96) | (326) |
| 14 | Mukono | Mbalala S.S.S | Partnership | (102) | (104) | (116) | (322) |
| 15 | Jinja | St Gonzaga Senior Secondary School | Government Aided | (12) | (158) | (143) | (313) |
| 16 | Mayuge | Iganga Star College Busagwa | Partnership | (56) | (245) | (8) | (309) |
| 17 | Kayunga | Busaana S.S.S | Government Aided | (84) | (72) | (152) | (308) |
| 18 | Kamuli | Kamuli College | Partnership | (73) | (107) | (118) | (298) |
| 19 | Mbale Mc | Nkoma Ss. | Government Aided | (44) | (136) | (115) | (295) |
| 20 | Sironko | Sironko Standard Ss | Partnership | (98) | (110) | (82) | (290) |

Ministry of Education and Sports
National USE/UPPET and UPOLET Headcount 2014

| S/N | District | School | Ownership | Drop S2 | Drop S3 | Drop S4 | Total Drop |
|-----|-------------|---------------------------------|------------------|---------|---------|---------|------------|
| 21 | Kiryandongo | Bweyale Public S.S | Partnership | (118) | (113) | (49) | (280) |
| 22 | Kibuku | High Light Ss | Partnership | (24) | (32) | (223) | (279) |
| 23 | Lira | Amach Complex Ss | Government Aided | (62) | (251) | 46 | (267) |
| 24 | Soroti Mc | Olila High School | Partnership | (82) | (176) | (8) | (266) |
| 25 | Gulu Mc | Gulu Ss | Government Aided | (137) | (50) | (72) | (259) |
| 26 | Buyende | Gwase Premier College | Partnership | (21) | (28) | (209) | (258) |
| 27 | Mbale | Nakaloke S.S | Government Aided | (37) | (70) | (148) | (255) |
| 28 | Kampala | Mackay Memorial College Nateete | Government Aided | (190) | (29) | (31) | (250) |
| 29 | Bududa | Bulucheke S.S | Government Aided | (94) | (110) | (39) | (243) |
| 30 | Katakwi | Katakwi H.S | Government Aided | (53) | (91) | (97) | (241) |
| 31 | Kayunga | Nalinya Irine Ndagire S.S | Partnership | (66) | (73) | (102) | (241) |
| 32 | Arua | Yole Polytechnic Institute | Partnership | (72) | (138) | (27) | (237) |
| 33 | Oyam | Iceme Girls S.S | Government Aided | (38) | (101) | (94) | (233) |
| 34 | Namutumba | Kibaale High School | Partnership | (32) | (33) | (167) | (232) |
| 35 | Kamwenge | Kabuga Parents | Partnership | (69) | (81) | (82) | (232) |
| 36 | Kitgum | Kitgum Intergrated College | Partnership | (93) | (80) | (59) | (232) |
| 37 | Kalungu | Wagwa High School | Partnership | (45) | (63) | (122) | (230) |
| 38 | Manafwa | Sibanga Polytechnic S.S | Partnership | (94) | (76) | (54) | (224) |
| 39 | Kaabong | Jubilee S.S Karenga | Government Aided | (25) | (113) | (85) | (223) |
| 40 | Nakasongola | Nakasongola Army S.S | Government Aided | (110) | (108) | (3) | (221) |
| 41 | Butaleja | Butaleja Ss | Government Aided | (71) | (87) | (60) | (218) |
| 42 | Hoima Mc | Premier S.S Hoima | Partnership | (32) | (103) | (81) | (216) |
| 43 | Kabarole | Kahinju | Government Aided | (59) | (94) | (63) | (216) |
| 44 | Kasese | Mutanywana Sec Sch | Government Aided | (10) | (30) | (176) | (216) |
| 45 | Buikwe | St Mark Naminya S.S | Partnership | (86) | (61) | (69) | (216) |
| 46 | Sironko | Sironko High School | Government Aided | (69) | (62) | (84) | (215) |
| 47 | Kabarole | Kibiito S.S | Government Aided | (69) | (84) | (59) | (212) |
| 48 | Luuka | Ikumbya S.S | Partnership | (3) | (123) | (85) | (211) |
| 49 | Kasese | Alliance High School | Partnership | (66) | (85) | (59) | (210) |
| 50 | Ntungamo | Kagamba Ss | Government Aided | (24) | (92) | (92) | (208) |

Recommendation: It is recommended that a further study be done to ascertain the reasons and causes of the drop in students transiting to the next class.

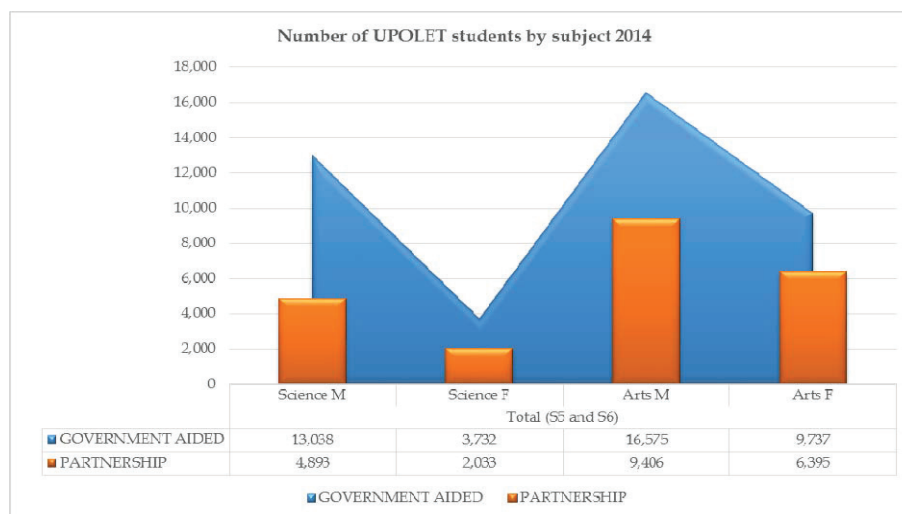
Table 14 showing schools that gained more than 100 students in transition 2013 to 2014

| S/N | District | School | Ownership | Again S2 | Again S3 | Again S4 | Total Again |
|-----|-----------|----------------------------|------------------|----------|----------|----------|-------------|
| 1 | Yumbe | Midigo S.S | Partnership | 51 | 262 | 207 | 520 |
| 2 | Budaka | Mugiti High School | Partnership | 71 | 95 | 104 | 270 |
| 3 | Mukono | Dynamic Ss | Partnership | 47 | 92 | 109 | 248 |
| 4 | Iganga | St Lawrence S S Idudi | Partnership | 195 | 44 | (17) | 222 |
| 5 | Kaliro | Kaliro High School | Government Aided | 51 | 107 | 56 | 214 |
| 6 | Kamuli | Kisozi Prog. Ss | Partnership | 77 | 93 | 31 | 201 |
| 7 | Kayunga | Greenvine College | Partnership | 55 | 57 | 74 | 186 |
| 8 | Manafwa | Magale S.S | Government Aided | 72 | 21 | 88 | 181 |
| 9 | Kotido | Kotido Ss | Government Aided | 114 | 127 | (64) | 177 |
| 10 | Wakiso | Lugoba Ss | Partnership | 75 | 58 | 43 | 176 |
| 11 | Luweero | Shanamu Bombo High School | Partnership | 53 | 81 | 40 | 174 |
| 12 | Mayuge | Delta High School | Partnership | 67 | 49 | 34 | 150 |
| 13 | Mbale Mc | Townside High School Mbale | Partnership | 65 | 85 | - | 150 |
| 14 | Kaliro | Namugongo Seed Ss | Government Aided | 63 | 33 | 53 | 149 |
| 15 | Hoima | Kings High School | Partnership | 123 | 87 | (62) | 148 |
| 16 | Kaliro | Kaliro Vocational Ss | Partnership | 40 | 50 | 55 | 145 |
| 17 | Tororo | Helping Hands Ss | Partnership | 94 | 51 | (2) | 143 |
| 18 | Ntungamo | Kabezi Ss | Government Aided | 6 | 78 | 54 | 138 |
| 19 | Luweero | Luweero Central Ss | Partnership | 59 | 27 | 49 | 135 |
| 20 | Mukono Mc | Fairland High School | Partnership | 36 | 49 | 47 | 132 |
| 21 | Tororo | Katerema Ss | Government Aided | 50 | 60 | 10 | 120 |

3.3 Universal Post O'Level Education and training (UPOLET)

Universal Secondary A'Level Education

- i. Eligible students i.e. passed between DIV 1-3 at (UCE) under UPOLET schools (S.5-S.6) totaled 65,809 of who 43,082 were male and 22,727 female resulting in 3.2% (4.7% male and -0.1% female) increment from last year. The results indicate that the Government Aided schools have 43,082 students while the PPP schools have 22,727 students eligible for USE.



- ii. The UPOLET program was commenced with a total of 38,474 (26,291 male and 12,183 female) students in 2012. However, in 2014 the senior five has declined with an intake of 33,350 (22,426 male and 10,924 female).
- iii. Out of the UPOLET eligible students stated in (i) above, 23,696 (17,931 male and 5765 female) study Sciences representing a meager 33% of the total eligible students.
- iv. The 959 (699 government aided and 260 public private partnership) schools are incorporated in the UPOLET program.

These 959 schools registered a total of 67,951 UPOLET eligible students. This means that with the commencement of UPOLET programme, accessibility to Universal Secondary Education has increased by 8% in 2013.

| | Ownership | Government aided | Partnership | Grand Total |
|--------------------|-----------------|------------------|-------------|-------------|
| Values | Count of School | 943 | 880 | 1,823 |
| | Total Enrolment | 550,886 | 456,483 | 1,007,369 |
| | USE Enrolment | 478,554 | 394,922 | 873,476 |
| Senior Five | Science M | 6,730 | 2,546 | 9,276 |
| | Science F | 2,010 | 1,087 | 3,097 |
| | Science T | 8,740 | 3,633 | 12,373 |
| | Arts M | 7,660 | 4,772 | 12,432 |
| | Arts F | 4,619 | 3,311 | 7,930 |
| | Arts T | 12,279 | 8,083 | 20,362 |
| | Total M | 14,390 | 7,318 | 21,708 |
| | Total F | 6,629 | 4,398 | 11,027 |
| | Total T | 21,019 | 11,716 | 32,735 |
| Senior Six | Science M | 6,308 | 2,347 | 8,655 |
| | Science F | 1,722 | 946 | 2,668 |
| | Science T | 8,030 | 3,293 | 11,323 |
| | Arts M | 8,915 | 4,634 | 13,549 |
| | Arts F | 5,118 | 3,084 | 8,202 |
| | Arts T | 14,033 | 7,718 | 21,751 |
| | Total M | 15,223 | 6,981 | 22,204 |
| | Total F | 6,840 | 4,030 | 10,870 |
| | Total T | 22,063 | 11,011 | 33,074 |

3.4 USE_UPOLET Headcount 2014 financial implication

- i. A total of UGX 35,098,268,000 /= per term is required for the 873,476 (478,554 government and 394,922 private) eligible students at a rate of UGX 41,000/= (Government schools) and UGX 47,000/= (Private schools). It should be noted that for FY 2013/14 the estimated budget required is UGX 114.5bn to be under USE for both public and private participating schools against a budgetary provision of UGX 97.5bn resulting in an estimated shortfall of UGX 7bn in the next FY 2014/15 budget.

Table 15 Showing funds required to pay USE capitation per term 2014

| Category | Unit (UGX) | Eligible Students | Funds required per term | Funds required FY 2014/15 |
|--------------|------------|-------------------|-------------------------|---------------------------|
| Government | 41,000 | 478,554 | 19,620,714,000 | 58,862,142,000 |
| Private | 47,000 | 394,922 | 18,561,334,000 | 55,684,002,000 |
| Total | | 873,476 | 38,182,048,000 | 114,546,144,000 |

- ii. A total of UGX 5,378,355,000/= per term is required for the 65,809 (43,082 government and 22,727 private) eligible students at a rate of UGX 80,000/= (Government schools) and UGX 85,000/= (Private schools). It should be noted that for FY 2014/15 the estimated budget required is UGX 16.1bn to be under UPOLET (Secondary schools).

Table 16 Showing funds required to pay UPOLET capitation per term 2014

| Category | Unit (UGX) | Eligible Students | Funds required per term | Funds required FY 2014/15 |
|--------------|------------|-------------------|-------------------------|---------------------------|
| Government | 80,000 | 43,082 | 3,446,560,000 | 10,339,680,000 |
| Private | 85,000 | 22,727 | 1,931,795,000 | 5,795,385,000 |
| Total | | 65,809 | 5,378,355,000 | 16,135,065,000 |

- iii. Overall, total minimum of UGX 43,560,403,000 /= per term is required for the 939,285 (521,636 government and 417,649 private) eligible students in both USE and UPOLET programmes. It should be noted that for FY 2014/15 the overall estimated budget required is UGX 130.6bn for both programmes.

Table 17 Showing overall funds required to pay USE and UPOLET capitation per term 2014

| Category | Eligible Students | Funds required per term | Funds required FY 2014/15 |
|--------------|-------------------|-------------------------|---------------------------|
| Government | 521,636 | 23,067,274,000 | 69,201,822,000 |
| Private | 417,649 | 20,493,129,000 | 61,479,387,000 |
| Total | 939,285 | 43,560,403,000 | 130,681,209,000 |

3.9 BTVET UPPET_UPOLET National Headcount 2014 findings

- i. Results from the 2014 Headcount reveal that P.7 enrolling BTVET Institutions had a total count of 7,647 (5,976 Male and 1,671 Female) eligible students representing a 7% loss from last year's 8,206 eligible students.
- ii. The year 2012 witnessed a decline in the year one intake 2,837 (2,270 male and 567 female) representing a 32% decline. However in the year 2013, the Year One intake has increased by 3% and has further increased this year 2014 by 0.4% (3,325 eligible students).

P.7 enrolling BTVET Institution intake in year one has been increasing since inception of the UPPET program in 2007. The program was kick started in 2007 with a total of 3,024 (2,365 male and 659 female) students in year one. In 2008, the intake in year one increased to 3,322 (2,628 male and 694 female) a tune of 10% increment. 2009 and 2010 registered a relatively stable intake with a 1% and 4% increment respectively. In 2011, the year one intake increased to by 3,756 (3,054 male and 702 female) a tune of 7.1% but with girls decreasing by 8.4%. The trends of year one intake are presented in the Figure 15 below;

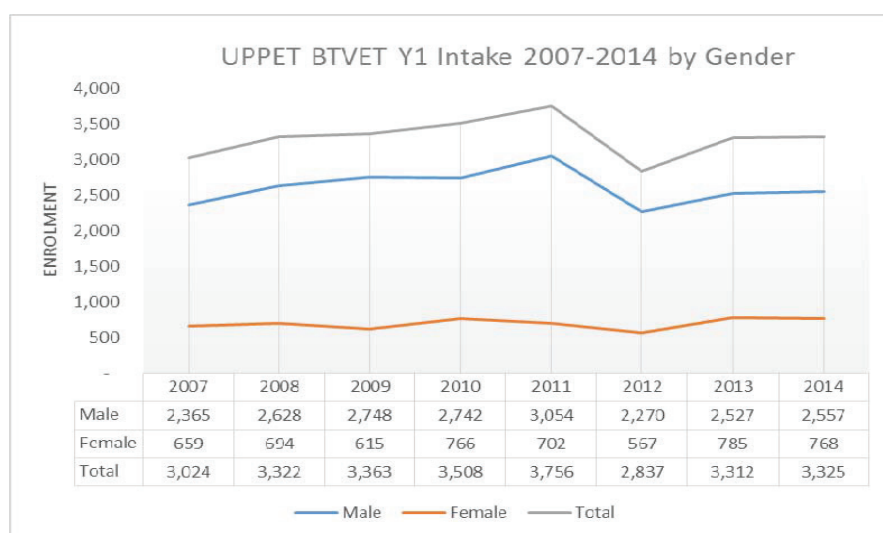


Figure 9 Showing Year One intake in P.7 Enrolling BTVET Institutions 2007-2014

- iii. The 2014 headcount results reflect a transition rate of 81.1% (82.1% male and 78.1% female) from Y.1 to Y.2 and 63.1% (64.7% male and 56.8% female) from Y.2 to Y.3. Overall, for the last two years over 75% have managed to make it to year three. The remaining students have repeated a year, transferred to non-UPPET institutions or dropped or opted out of the programme.

The 2014 headcount results reflect the following in regard to transition rates; Transition from Y.1 to Y.2 decreased by 10.2% (9.3% male and 11% female) while that for Y.2 to Y.3 showed a 21.5% decline (20% male and 30% female);

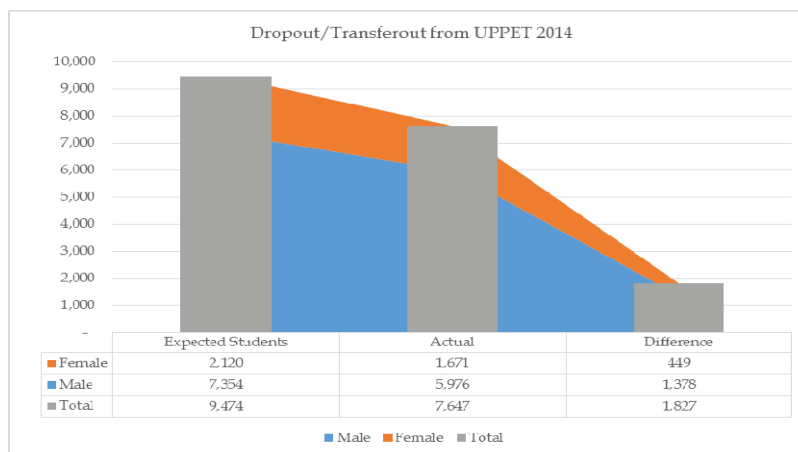
This decline in transition is mainly attributed to students repeating a year, transferred to non-UPPET institutions and/or dropped or opted out of the programme plus some institutions not having responded.

Table 18 National Headcount 2014 BTJET cohort summary

| | | | 2006 | 2007 | 2008 | 2009 | 2010 | 2011 | 2012 | 2013 | 2014 |
|--|--------|--------|---------|---------|---------|---------|---------|---------|---------|--------|--------|
| PLE candidates aggregates 4-28 | Male | | 166,695 | 165,813 | 148,479 | 181,291 | 194,235 | 229,794 | 247,506 | | |
| | Female | | 135,080 | 135,698 | 123,877 | 169,887 | 178,536 | 215,021 | 232,561 | | |
| | Total | | 301,775 | 301,511 | 272,356 | 351,178 | 372,771 | 444,815 | 480,067 | | |
| BTJET UPJET Eligible students | Year 1 | Male | | 2,365 | 2,628 | 2,748 | 2,742 | 3,054 | 2,270 | 2,527 | 2,557 |
| | | Female | | 659 | 694 | 615 | 766 | 702 | 567 | 785 | 768 |
| | | Total | | 3,024 | 3,322 | 3,363 | 3,508 | 3,756 | 2,837 | 3,312 | 3,325 |
| | Year 2 | Male | | | 2,324 | 2,543 | 2,400 | 2,455 | 2,202 | 2,079 | 2,074 |
| | | Female | | | 604 | 643 | 572 | 617 | 521 | 511 | 613 |
| | | Total | | | 2,928 | 3,186 | 2,972 | 3,072 | 2,723 | 2,590 | 2,687 |
| | Year 3 | Male | | | | 2,040 | 2,043 | 2,066 | 1,890 | 1,856 | 1,345 |
| | | Female | | | | 466 | 490 | 450 | 482 | 448 | 290 |
| | | Total | | | | 2,506 | 2,533 | 2,516 | 2,372 | 2,304 | 1,635 |
| | Total | Male | | 2,365 | 4,952 | 7,331 | 7,185 | 7,575 | 6,362 | 6,462 | 5,976 |
| | | Female | | 659 | 1,298 | 1,724 | 1,828 | 1,769 | 1,570 | 1,744 | 1,671 |
| | | Total | | 3,024 | 6,250 | 9,055 | 9,013 | 9,344 | 7,932 | 8,206 | 7,647 |
| Percentage of eligible Y.1 intake into BTJET | Male | | | 1.42% | 1.58% | 1.85% | 1.51% | 1.64% | 0.99% | 1.10% | |
| | Female | | | 0.49% | 0.51% | 0.50% | 0.45% | 0.40% | 0.26% | 0.37% | |
| | Total | | | 1.00% | 1.10% | 1.23% | 1.00% | 1.04% | 0.64% | 0.74% | |
| Transition from Y.1 to Y.2 | Male | | | | 98.27% | 96.77% | 87.34% | 89.53% | 72.10% | 91.59% | 82.07% |
| | Female | | | | 91.65% | 92.65% | 93.01% | 80.55% | 74.22% | 90.12% | 78.09% |
| | Total | | | | 96.83% | 95.91% | 88.37% | 87.57% | 72.50% | 91.29% | 81.13% |
| Transition from Y.2 to Y.3 | Male | | | | | 87.78% | 80.34% | 86.08% | 76.99% | 84.29% | 64.69% |
| | Female | | | | | 77.15% | 76.21% | 78.67% | 78.12% | 85.99% | 56.75% |
| | Total | | | | | 85.59% | 79.50% | 84.66% | 77.21% | 84.61% | 63.13% |

Results from Table 19 indicate that;

- The 2014 witnessed a slight increase (0.4%) in the year one intake compared to last year (2013)'s 17% increase. The absolute number of eligible students enrolling in year one increased from 3,024 (2,365 Male and 659 Female) in 2007 to 3,322 (2,628 Male and 694 Female) in 2008 and 3,363 (2,748 Male and 615 Female) in 2009 before reaching 3,508 (2,742 male and 766 female) in 2010. The year 2011 witnessed a further 7% increase with an enrolment of 3,756 (3,054 male and 702 female). In 2012, the programme witnessed a 24% decrease in subscription of year ones with 2,837 (2,270 males and 567 females) from 3,756 students in 2011 in year one. The year 2013 registered a 17% increase in the year one enrolment with 3,312 (2,527 male and 785 female).
- These results reveal an average decline of 4% per year since 2011 with a 2% average decline for girls accessing education through the UPJET program per year since 2011.
- Transition from year one to two has also declined from 91.3% in 2013 to 81.1% in 2014.
- Transition from year two to year three was 63.1% with girls registering 56.7% compared to 64.7% for boys.



- v. Results show that 1,827 students dropped out or transferred out of the UPPET/BTVET program in 2014 (see figure above). This is significantly high compared to the 96 (41 Male and 55 Female) students who dropped out of the programme between 2007 and 2008 that translated to a rate of 3.2% (1.7% Male and 8.3% Female). This however transcended to 1,044 (848 Male and 196 Female) translating into a 15.9% loss in 2010. The year 2011 witnesses an improvement in retention with the system losing 892 student along the way translating to a 13.8% loss.
- vi. Since 2012 (Y1 to Y3), 1,202 students have either dropped out or transferred to non UPPET schools/institutions. This translates into a loss of 19% for all the three classes under operation.

Possible reasons for the loss of students are;

a) Primary reasons;

- Some government Technical schools were elevated to Technical Institute status
- Repetition: Some students are stopped or prevented from proceeding to the next class by their head teachers following anticipated poor performance especially in National examinations. It is also important to note that students who repeat cease to be eligible hence elimination from the program.
- Early pregnancies; Pregnancy is also cited as the reason for the high drop out of the female students more especially in the Northern and North Eastern regions.

3.9.1 Year one eligible students

Results from the Head Count exercise further indicate that;

- i. A total of 4,287 students (3,238 male and 1,049 female) were enrolled in Y1 by April 2014 of these, a total of 3,325 (2,557 male and 768 female) students were eligible for the programme in year one i.e. they scored aggregate 4-28.
- ii. Of the 4,287 eligible year one students, a total of 3,274 (2,671 male and 603 female) were found to be in Government institutions which represents 88% of the total eligible year ones while 482 (383 male and 99 female) were found to be in 15 private institutions representing 12% of the total eligible year ones.
- iii. Out of the 3,325 eligible year ones 3,034 (2,343 male and 691 female) were physically counted in the exercise representing 93% of the total eligible year ones.
- iv. Proven absentees for year ones totaled to 291 (214 male and 77 females) representing 9% of the total eligible year ones.

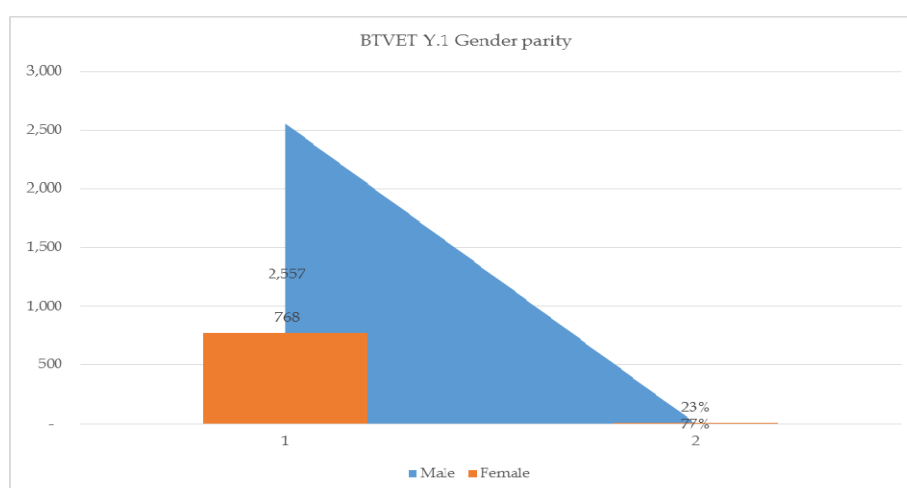


Figure 10 Showing BTVET Y.1 Gender parity

3.9.2 Year two eligible students

- i. The total enrolment in year two was recorded at 3,467 with 2,657 male and 810 female.
- ii. The total eligible students in year two were 2,687 (2,074 males and 613 females) compared to 3,312 (2,527 males and 785 females) year ones in 2013. This translates into a promotion rate of 81.1% for UPPET Eligible students. The remaining 19.9% seem to have dropped out or transferred to other institutions.
- iii. Of the 2,687 eligible students in year two, 2,236 (2,757 male and 479 female) were found in Government institutions and 451 (317 male and 134 female) in private institution.
- iv. Out of the eligible year twos 2,418 students (1,872 male and 546 female) were physically counted in the exercise representing 90% of the total eligible year twos.
- v. Proven absentees for year twos totaled to 269 (202 male and 67 females) representing 9% of the total eligible year twos.
- vi. Results indicate that this year recorded an increase of 97 students from last year representing a 4% increase.

3.9.3 Year three eligible students

- i. A record of 2,276 with 1,839 male and 437 female students was reported as total enrolment for year three.
- ii. The total eligible students in year three were 1,635 (1,345 males and 290 females) compared to 2,590 (1,079 males and 511 females) year two students in 2013. This translates into a promotion rate of 63.1% for UPPET Eligible students. The remaining 37% seem to have dropped out or transferred to other institutions.
- iii. Of the 1,635 eligible students in year three, 1,366 (1,131 male and 235 female) were found in Government institutions and 269 (214 male and 55 female) in private institution.
- iv. Out of the eligible year threes 1,423 students (1,178 male and 245 female) were physically counted in the exercise representing 87% of the total eligible year threes.
- vi. Proven absentees for year threes totaled to 212 (167 male and 45 females) representing 13% of the total eligible year threes.
- vii. Results indicate that this year recorded a slight decrease of 669 students a 30% increase from last year. Below are the possible reasons why there is a decline in Y.3 students;
 - a) Some Technical Schools were elevated to Technical Institutes that are categorized under the UPOLET/BTVET programme.
 - b) Student have either dropped out or joined other non USE schools.
 - c) Repetition: Some students are denied to proceed to year three by their headteachers following anticipated poor performance in National examinations. It is also important to note that students who repeat cease to be eligible hence elimination from the program.
 - d) Inadequate infrastructure such as but not limited to classrooms, laboratories and libraries in some schools has made parents to opt for non UPPET institutions with better infrastructure.

3.10 UPOLET BTVET Technical and Health Institutions Analysis

Table 19 National Headcount 2014 BTVET UPOLET cohort summary

| | | | 2012 | 2013 | 2014 |
|---------------------------------|--------|--------|-------|-------|-------|
| BTVET UPOLET Eligible students | Year 1 | Male | 1,701 | 2,856 | 2,599 |
| | | Female | 453 | 449 | 611 |
| | | Total | 2,154 | 3,285 | 3,210 |
| | Year 2 | Male | | 2,434 | 2,486 |
| | | Female | | 413 | 588 |
| | | Total | | 2,847 | 3,074 |
| | Total | Male | 1,701 | 5,290 | 5,085 |
| | | Female | 453 | 862 | 1,199 |
| | | Total | 2,154 | 6,132 | 6,284 |
| | | | | | |
| | | | | | |
| HEALTH UPOLET Eligible students | Year 1 | Male | 445 | 540 | 540 |
| | | Female | 593 | 483 | 483 |
| | | Total | 1,038 | 1,023 | 1,023 |
| | Year 2 | Male | | 588 | 588 |
| | | Female | | 709 | 709 |
| | | Total | - | 1,297 | 1,297 |
| | Total | Male | 445 | 1,128 | 1,128 |
| | | Female | 593 | 1,192 | 1,192 |
| | | Total | 1,038 | 2,320 | 2,320 |

Results from Table 20 indicate that;

i. BTVET UPOLET Eligible students

Eligible students i.e. O'level enrolling into Technical Institutions totaled to 6,284 of who 5,085 were male and 1,199 female resulting into a 2% increment in enrolment from last year.

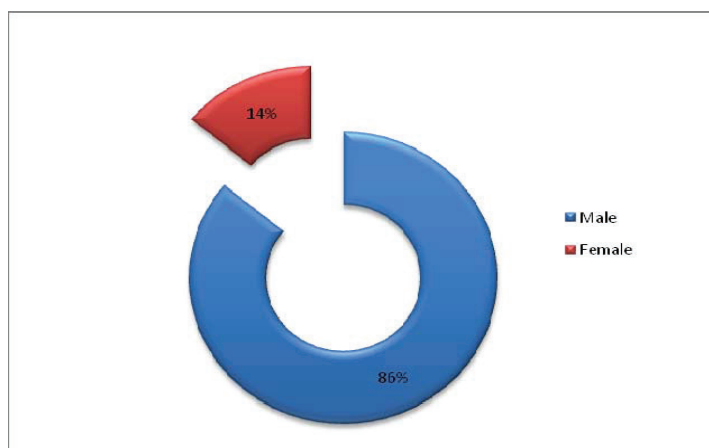


Figure 11 UPOLET BTVET share of enrolment by gender 2013

from 2013.

The UPOLET program was commenced with a total of 2,154 (1,701 male and 453 female) students in 2012. However, in 2014 the Y2 has attracted more students with an intake of 3,074 (2,486 male and 588 female).

The absolute number of eligible students enrolling in year one decreased from 23,285 (2,856 Male and 449 Female) in 2013 to 3,210 (2,599 Male and 611 Female) in 2014. This means that the year 2014 has witnessed a 2% decline

ii. **HEALTH UPOLET Eligible students**

Eligible students i.e. O'level enrolling to Health institutions totaled to 2,320 of who 1,128 were male and 1,192 female resulting into an increment in enrolment two times higher than that of last year 2012. The significant increment is due to the introduction of a new i.e. class year two into the programme and thus making it two classes (Y1 and Y2). All these students are from the 8 government aided BTJET health institutions.

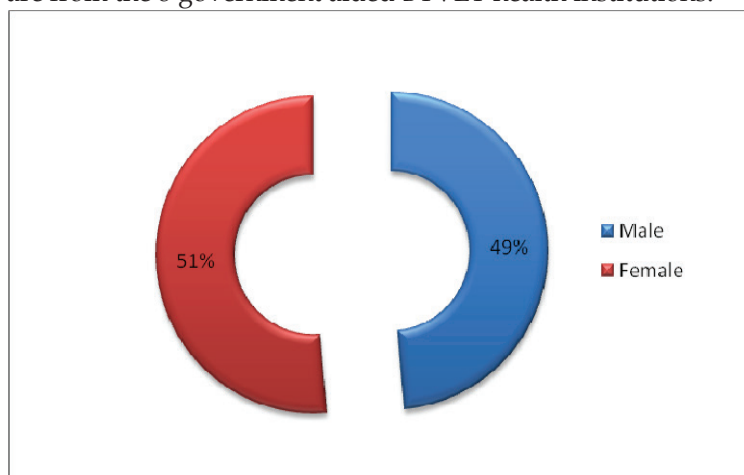


Figure 12 showing UPOLET Health share of enrolment by gender 2013

The UPOLET/Health program was commenced with a total of 1,038 (445 male and 593 female) students in 2012. However, in 2013 the Y2 has attracted more students with an intake of 1,297 (588 male and 709 female).

The absolute number of eligible students enrolling in year one decreased from 1,038 (445 Male and 445 Female) in 2012 to 1,023 (540 Male and 483

Female) in 2013. This means that the year 2013 has witnessed a 1% decline from 2012.

3.11 **BTJET/UPPET_UPOLET Headcount 2013 financial implication**

- i. A total of UGX 1,529,400,000/= per term is required for the 7,647 (6,379 government and 1,268 private) eligible students at a flat rate of UGX 200,000/= (Government schools and Private schools). It should be noted that for FY 2014/15 the estimated budget required is UGX 5.5bn to be under UPPET for both public and private participating schools against a budgetary provision of UGX 5bn resulting in an estimated shortfall of UGX 0.5bn in the next FY 2013/14 budget.

Table 20 Showing funds required to pay capitation for eligible P.7 enrolling BTJET students per term 2014

| Category | Unit (UGX) | Enrolment | Amount (UGX) |
|------------|------------|-----------|---------------|
| Government | 200,000 | 6,379 | 1,275,800,000 |
| Private | 200,000 | 1,268 | 253,600,000 |
| Total | | 7,647 | 1,529,400,000 |

- ii. A total of UGX 2,601,576,000/= per term is required for the 6,284 eligible students at a flat rate of UGX 414,000/=. It should be noted that for FY 2013/14 the estimated budget required is UGX 7.6bn for the UPOLET Technical Institutions against a budgetary provision of UGX 5bn resulting in an estimated shortfall of UGX 2.6bn in the next FY 2014/15 budget.

Table 21 Showing funds required to pay capitation for eligible S.4 enrolling BTJET students in technical institutes per term 2014

BTJET/UPOLET Funds Required per term

| Category | Unit (UGX) | Enrolment | Amount (UGX) |
|------------|------------|-----------|---------------|
| Government | 414,000 | 6,284 | 2,601,576,000 |

- iii. A total of UGX 960,480,000/= per term is required for the 2,320 eligible students at a flat rate of UGX 414,000/=. It should be noted that for FY 2014/15 the estimated budget required is UGX 2.9bn for the UPOLET Technical Institutions against a budgetary provision of UGX 2bn resulting in an estimated shortfall of UGX 0.9bn in the next FY 2014/15 budget.

Table 22 Showing funds required to pay capitation for eligible S.4 enrolling BTVET students in health institutions per term 2014

BTVET/UPOLET Funds Required per term

| Category | Unit (UGX) | Enrolment | Amount (UGX) |
|------------|------------|-----------|--------------|
| Government | 414,000 | 2,320 | 960,480,000 |

- iv. Overall the BTVET sector total requirement is UGX 15.3bn for FY 2014/15 with the technical institutions taking the lions share with a total need of UGX 7.6bn. as show in the table

Category Total need FY 2014/15

| | |
|-------------------------------|-----------------------|
| UPPET Technical Schools | 7,804,728,000 |
| UPOLET Technical Institutions | 2,881,440,000 |
| UPOLET Health Institutions | 4,588,200,000 |
| Total | 15,274,368,000 |

3.3 Headcount monitoring exercise

For ease of implementation, monitoring and supervision, the country was divided into fifteen regions to which technical officers of Ministry of Education and Sports (MoES) and Office of the President were attached to provide the very much need technical backstopping and supervision of the entire exercise.

3.3.1 Objectives

The objectives of the monitoring exercise included the following:

To assess the whether the headcount guidelines and procedures where adhered to during the enumeration and to evaluate the statistical accuracy, validity, reliability, completeness and relevance of the headcount exercise.

3.3.2 Scope of Exercise

The monitoring exercise targeted all UPPET and UPOLET implementing schools/institutions.

3.3.3 Problem Statement

Given the fact that USE capitation grants, are allocated basing on the headcount facts, there is a tendency by the various players to inflate the number of eligible students so as to attract more resources. These practices gravely endanger the reliability of data from the headcount exercise and policy formulation. It's also worth noting that although a lot of sensitization has been made towards the need to have all required documents (like the daily attendance registers and admission), many head teachers/principals have continued to falter in this regard making it hard to verify and investigate the eligibility of the students presented for headcount. It's against this that the Ministry of Education and sports constituted monitoring teams to check on the adherence of the headcount exercise guidelines and procedures.

3.3.4 Methodology

The methodology comprised interviews with education sector stakeholders that included CAOs, DEOs and the community in the Local Governments. Observation of procedures during the headcount and a review of the records at the schools/ institutions visited were done with the aim of ascertaining clarity, accuracy, validity, reliability, completeness and relevance of the records to the enumeration.

For ease of implementation of the monitoring exercise, the country was divided into fifteen regions to which a team of technical officers of MoES and Office of the President were tagged to provide the very much need technical backstopping and supervision of the entire exercise. The monitoring teams also used emotional intelligence to further probe and dig into necessary information in order to arrive to factual conclusions.

3.3.5 Findings of the Headcount monitoring exercise

2.2 *Cross Cutting Issues*

- i. Most of the students who had no Identity Cards were not counted.
- ii. Most Headteachers requested for an increment in the capitation to reflect the current economic situation.
- iii. Most headteachers complained about the delay of capitation.
- iv. Exercise coincided with exams writing in most of the schools and this somehow disorganized the school program.

2.3 *General Observation*

- v. There is poor record management in most schools with admission books, school registers and attendance registers not updated or nonexistent. There was also lack of notice boards. Most of the schools visited were very poor at record keeping. This is mainly due to lack of adequate space; knowledge and skills in record keeping and adequate materials (i.e files) to use. Most students didn't have their records at school and this consequently jeopardizes the credibility of the eligibility criteria of the program.
- vi. There is absenteeism by both teachers and students especially in rural schools due to poor inspection and supervision.
- vii. Ownership of the exercise by the District Education Office was lacking in most LGs. Most of the education officers sited lack of awareness as a reason for not fully being involved in the exercise. In addition, some also complained of not having got facilitation for the exercise.
- viii. In Karamoja and some parts of Northern Uganda there is likelihood of double sponsorship as FAWE and other donors are sponsoring a good number of students.
- ix. There is usually insufficient communication by MOES about the UPPET/UPOLET head count exercise. This affects preparedness of school authorities, students and district officials. Some schools learnt about the exercise on the headcount day.
- x. Overall the schools were not prepared for the exercise as most of the students lacked the basic requirements like birth certificates, identity cards, P.L.E results and recommendation letters from their former schools in case of transfers.
- xi. Schools continue to admit students from non USE schools directly into the USE system

3.0 *Conclusions and Recommendations on the monitoring exercise*

3.1 *Conclusion*

The successful implementation of UPPET has greatly benefited children from poor households by reducing their costs of secondary education, but the headcount revealed that there were many challenges. Large increases in enrolment have far reaching effects on resource allocation and on demand for capacity and supply of learning facilities. The headcount also highlighted insufficient classrooms and facilities, teaching/learning materials which, in turn, impact on the quality of education.

All in all, the exercise was successfully accomplished despite a few challenges identified above. For effective future implementation of this exercise, schools record keeping should be improved; communication should be more effective and on time and above all the interchange of Enumerators from one district to another should be maintained.

3.2 Recommendations

- i. PLE results should be released together with the slips like it is the case with UCE and UACE. Recommendations are sometimes doubtable.
- ii. The arrangement of interchanging the Enumerators should continue to minimize the collusions between the enumerators and the school administration.
- iii. Head teacher welcomed the idea of posting two Enumerators because of the high enrolments
- iv. The schools should make identification for students in time.
- v. There is a need to also sensitize the parents about the importance of Head count as some parent refuse to give their children study documents
- vi. Communications about the requirements for Head count should be sent to schools earlier for better preparations.
- vii. There is a need to improve on the record keeping mechanisms at the school level.
- viii. The government should also begin looking at teachers needs since something has been achieved as far as investing in learners.
- ix. The Local government authorities commended the arrangement of interchanging the Enumerators between the neighboring districts and advised that this system should continue to minimize the collusions between the enumerators and the school administration to inflate enrolment figures.
- x. Headcount guidelines and requirements can be disseminated earlier during the selection exercise to give time to the schools to prepare and also solicit for the required documentation from both students and parents.
- xi. There should be a verification exercise of the data submitted to the headquarters after headcount exercise to ensure the authenticity of the data submitted in every school that is under the program.
- xii. There is need to institute a task force to coordinate and manage UPOLET and UPPET activities. This aims at harmonizing the activities of the programmes at sectoral and departmental level. The taskforce should be representative of the Private Secondary, Government Secondary, BTVET and Planning departments together with the Office of the President.
- xiii. Awareness of the headcount should be paramount. All key stakeholders need to be informed in time through various media so that they prepare for the exercise in time.
- xiv. The Local Government Education Offices should be fully integrated into the exercise especially at the technical level because they are the custodians of Education at the Local Government level.
- xv. MOES should put a condition on private schools to recruit enough teachers
- xvi. Schools that could not be located on the ground should be traced in other districts or be removed from the list of USE schools.

Chapter Four

4.0 Challenges, Conclusion and Recommendations

4.1 Challenges and Constraints

- i. Despite the observed positive developments in the USE/UPPET, the programme still faces a number of challenges and constraints which continue to undermine the full realization of the expected effects on the quality and efficiency of education service delivery. These, include socio-economic and regional disparities, the continued prevalence of poverty, high dropout and repetition rates, disease (especially HIV/AIDS), and limited participation of the local communities.
- ii. Although the current headcount enrolment data signifies the existence of near gender parity in USE, it actually masks a lot of socio-economic and regional disparities in education. For example, imbalances in gross enrolment ratios between rural and urban areas.
- iii. The substantial increase in enrolment following introduction of USE was not matched by an equivalent increase in teachers, classrooms and textbooks. This has negatively impacted the quality of education. Pupil classroom ratios are still high, thus underscoring the need for improvement in infrastructure development. There are imbalances in the quality of teachers and their distribution across areas; teachers in USE schools that are located in rural areas are largely not trained compared to teachers in schools that are located in urban areas.
- iv. Drop out and repetition rates are still high, largely due to the lack of tracking transfers and the zeal by parents to foster better performance by their children. HIV/AIDS (prevalence to both teachers and students) is also still looming and is considered to be one of the causes that are contributing to rising dropout rates, absenteeism, repetition and poor academic performance.
- v. Participation of local leaders and communities in the USE program is still limited; which impacts negatively on the sustainability of the USE program. Enlisting the genuine interest, motivation and participation of parents, local leaders and communities require greater efforts in raising awareness and building local capacities through sensitization.

4.2 Conclusion

UPPET policy is just in its fifth year of implementation. However, based on information from the head count findings, it is clear that it has achieved a lot in terms of increasing access to post primary education in the country particularly in rural schools scattered across the country. It's upon this background that the following suggestions and recommendations have been made to consolidate the achievements while addressing the challenges, risks and opportunities identified.

4.3 Recommendations

4.3.1 Policy Suggestions

Broadening education service reach and improving the quality and efficiency of education will necessarily be an on-going long-term process involving awareness building,

institutional liaison, capacity building, policy consultations, systems adjustment and operational action on several fronts and from a sector-wide perspective. However, there are a number of critical short-term policy suggestions including:

- i. It is important that mechanisms geared towards maintaining teachers in service as well as attracting new ones are put in place. In addition, USE has led to a large increase in enrolment, which has put pressure on limited available resources – teachers, classrooms, desks, and books –which naturally improves the quality of education offered.
- ii. Raising awareness of poverty related dropout and training teachers to identify students at risk of dropping out due to poverty would be a way of identifying students at the risk dropping out early and therefore interventions done at an early stage. Teachers could be trained to watch out for signs of malnutrition (such as under height and weight), identify children who do not have proper school learning materials, who have to work, or are from domestically unstable families.
- iii. A school health programme would help to reduce health inequity. Visits by doctors or local health workers to schools to check on students, and monitor indicators of their development such as height and weight should help to identify problems and ill health. This would help to boost daily attendance.
- iv. A school feeding programme designed together with parents given the poverty rates at had might help to improve attendance at school. If run properly, it would help to avoid undernourishment, micro nutrient deficiencies and poor performance in class among students of poor families who are in school.
- v. Extending the plan for providing free school books to students to include pens/pencils, note books, geometry boxes and school bags is essential to provide more equal access to education in schools, and to tackle silent exclusion. Reusable textbooks rather than worksheet-based readers would avoid the problem of used books being worthless to those who have to use them. Such books need to be durable so that they last several years.

4.3.2 Other recommendations

- i. Construction of more classrooms should be considered as an intervention to over subscription of the programme.
- ii. There is need to Introduce a scheme of service that will make USE/UPPET attractive and desirable over years through rigorous mobilization, sensitization and communication of UPPET policy and developments among the various segments of society.
- iii. Government and School management should work out jointly with the parents/guardians alternative ways for the latter to appreciate the government contribution and in turn contribute to the education of their children.
- iv. Government should consider seconding teachers to public private partnership schools.
- v. Government should use a multi-sectoral approach in addressing the causes of high dropout rate among USE students in particular.
- vi. There is need to conduct verification exercises and studies to determine;
 - Schools with unusual out-liers like schools that have huge increases or decreases in enrolment;
 - The reasons for dropping out of the USE/UPPET programme
 - The reasons for transfer from USE/UPPET programme
- vii. Government should enforce standards (size and materials) for construction and equipping of classrooms, laboratories, teachers' houses so as to rationalize use of scarce financial resources.

Ministry of Education and Sports
National USE/UPPET and UPOLET Headcount 2014

Table 23 Showing USE_UPOLET reference tables 2007-2014

| USE National Summary : All Schools | | | | Aug-07 | | | | Aug-08 | | | | Mar-09 | | | | Apr-10 | | | |
|-------------------------------------|-----------|-----------|---------|-----------|-----------|---------|-----------|-----------|---------|-----------|-----------|---------|-----------|-----------|---------|-----------|-----------|---------|--|
| | Male | Female | Total | Male | Female | Total | Male | Female | Total | Male | Female | Total | Male | Female | Total | Male | Female | Total | |
| S1 USE Eligible | 92,459 | 69,095 | 161,554 | 92,459 | 71,299 | 163,758 | 88,033 | 72,080 | 160,113 | 108,599 | 93,842 | 202,441 | 108,599 | 93,842 | 202,441 | 108,599 | 93,842 | 202,441 | |
| S2 USE Eligible | | | | 87,627 | 65,267 | 152,894 | 86,104 | 66,038 | 152,142 | 81,249 | 65,787 | 147,036 | 81,249 | 65,787 | 147,036 | 81,249 | 65,787 | 147,036 | |
| S3 USE Eligible | | | | | | | | | | 76,694 | 58,553 | 135,247 | 76,694 | 58,553 | 135,247 | 76,694 | 58,553 | 135,247 | |
| S4 USE Eligible | | | | | | | | | | | | | 68,097 | 47,507 | 115,604 | 68,097 | 47,507 | 115,604 | |
| S1-4 USE Eligible | 92,459 | 69,095 | 161,554 | 180,086 | 136,566 | 316,652 | 254,289 | 196,898 | 451,187 | 334,639 | 265,689 | 600,328 | 334,639 | 265,689 | 600,328 | 334,639 | 265,689 | 600,328 | |
| S5 UPOLET Eligible | | | | | | | | | | | | | | | | | | | |
| S6 UPOLET Eligible | | | | | | | | | | | | | | | | | | | |
| UPOLET Eligible | | | | | | | | | | | | | | | | | | | |
| Rooms in use | Permanent | Temporary | Total | Permanent | Temporary | Total | Permanent | Temporary | Total | Permanent | Temporary | Total | Permanent | Temporary | Total | Permanent | Temporary | Total | |
| Classrooms | 7,323 | 1,067 | 8,390 | 7,985 | 1,331 | 9,316 | 9,243 | 1,488 | 10,731 | 10,168 | 1,628 | 11,796 | 10,168 | 1,628 | 11,796 | 10,168 | 1,628 | 11,796 | |
| Laboratories | 1,009 | 147 | 1,156 | 1,135 | 212 | 1,347 | 1,450 | 197 | 1,647 | 1,486 | 215 | 1,701 | 1,486 | 215 | 1,701 | 1,486 | 215 | 1,701 | |
| Latrine Blocks | | | - | 2,856 | 953 | 3,809 | 3,610 | 966 | 4,576 | 4,184 | 952 | 5,136 | 4,184 | 952 | 5,136 | 4,184 | 952 | 5,136 | |
| Libraries | | | | | | | 424 | 181 | 605 | 438 | 206 | 644 | 438 | 206 | 644 | 438 | 206 | 644 | |
| Student Classroom Ratio | | | | | | 57 | | | 58 | | | 61 | | | | | | | |
| Student Teacher Ratio | | | | | | 22 | | | 24 | | | 24 | | | | | | | |
| Student Latrine Ratio | | | | | | 140 | | | 137 | | | 141 | | | | | | | |
| Total Teachers | 17,023 | 4,580 | 21,603 | 18,992 | 5,400 | 24,392 | 20,434 | 6,015 | 26,449 | 23,455 | 6,803 | 30,273 | 23,455 | 6,803 | 30,273 | 23,455 | 6,803 | 30,273 | |
| No. of USE/UPPET Secondary Schools | | | | | | | | | | | | | | | | | | | |
| Ownership | Expected | Responded | | Expected | Response | %age | Expected | Response | %age | Expected | Response | %age | Expected | Response | %age | Expected | Response | %age | |
| Government Aided Schools | 793 | 791 | 99.7% | 804 | 803 | 99.88% | 803 | 802 | 99.9% | 842 | 841 | 99.9% | 842 | 841 | 99.9% | 842 | 841 | 99.9% | |
| Private Partnership Schools | 364 | 364 | 100.0% | 431 | 428 | 99.30% | 428 | 428 | 100.0% | 651 | 651 | 100.0% | 651 | 651 | 100.0% | 651 | 651 | 100.0% | |
| Total | 1,157 | 1155 | 99.8% | 1,235 | 1,231 | 99.68% | 1,353 | 1,348 | 99.6% | 1,493 | 1,492 | 99.9% | 1,493 | 1,492 | 99.9% | 1,493 | 1,492 | 99.9% | |
| No. of USE/UPOLET Secondary Schools | | | | | | | | | | | | | | | | | | | |
| Ownership | Expected | | | | | | | | | | | | | | | | | | |
| Government Aided Schools | 793 | | | | | | | | | | | | | | | | | | |
| Private Partnership Schools | 364 | | | | | | | | | | | | | | | | | | |
| Total | 1,157 | | | | | | | | | | | | | | | | | | |

Ministry of Education and Sports

National Curriculum Framework for School Education

| Government Aided Secondary Schools & Seed Schools | Mar-07 | | | Mar-08 | | | Mar-09 | | | Apr-10 | | |
|---|-----------|-----------|---------|-----------|-----------|---------|-----------|-----------|---------|-----------|-----------|---------|
| | Male | Female | Total | Male | Female | Total | Male | Female | Total | Male | Female | Total |
| S1 USE Eligible | 69,309 | 51,650 | 120,959 | 66,888 | 51,490 | 118,378 | 58,224 | 46,849 | 105,073 | 69,087 | 58,825 | 127,912 |
| S2 USE Eligible | | | | 65,472 | 48,320 | 113,792 | 60,796 | 46,387 | 107,183 | 54,172 | 43,167 | 97,339 |
| S3 USE Eligible | | | | | | | 58,638 | 42,759 | 101,397 | 54,767 | 41,477 | 96,244 |
| S4 USE Eligible | | | | | | | | | | 50,985 | 35,473 | 86,458 |
| S1-4 USE Eligible | | | | 132,360 | 99,810 | 232,170 | 177,658 | 135,995 | 313,653 | 229,011 | 178,942 | 407,953 |
| S5 UPOLET Eligible | | | | 180,086 | 136,566 | 316,652 | 254,289 | 196,898 | 451,187 | 334,639 | 265,689 | 600,328 |
| S6 UPOLET Eligible | | | | | | | | | | | | |
| UPOLET Eligible (DIV 1-3) | | | | | | | | | | | | |
| Facilities | | | | | | | | | | | | |
| Rooms in use | Permanent | Temporary | Total | Permanent | Temporary | Total | Permanent | Temporary | Total | Permanent | Temporary | Total |
| Classrooms | | | | 5,581 | 951 | 6,532 | 5,854 | 1,048 | 6,902 | 6,069 | 1,172 | 7,241 |
| Laboratories | | | | 838 | 142 | 980 | 932 | 124 | 1,056 | 916 | 120 | 1,036 |
| Latrine Blocks | | | | 2,004 | 636 | 2,640 | 2,392 | 627 | 3,019 | 2,651 | 644 | 3,295 |
| Libraries | | | | | | | 235 | 102 | 337 | 210 | 98 | 308 |
| Student Classroom Ratio | | | | | | 60 | 61 | | 61 | | | 61 |
| Student Teacher Ratio | | | | | | 22 | | | 23 | | | 24 |
| Student Latrine Ratio | | | | | | 150 | | | 141 | | | 143 |
| Total Teachers | 12,877 | 3,535 | 16,412 | 13,930 | 4,028 | 17,958 | 14,060 | 4,093 | 18,153 | 15,194 | 4,603 | 19,812 |
| Public Private Partnership Secondary Schools | Mar-07 | | | Mar-08 | | | Mar-09 | | | Apr-10 | | |
| | Male | Female | Total | Male | Female | Total | Male | Female | Total | Male | Female | Total |
| S1 USE Eligible | 23,150 | 17,445 | 40,595 | 25,571 | 19,809 | 45,380 | 29,809 | 25,231 | 55,040 | 39,512 | 35,017 | 74,529 |
| S2 USE Eligible | | | | 22,155 | 16,947 | 39,102 | 25,308 | 19,651 | 44,959 | 27,077 | 22,620 | 49,697 |
| S3 USE Eligible | | | | | | | 21,514 | 16,021 | 37,535 | 21,927 | 17,076 | 39,003 |
| S4 USE Eligible | | | | | | | | | | 17,112 | 12,034 | 29,146 |
| S1-4 USE Eligible | | | | 47,726 | 36,756 | 84,482 | 76,631 | 60,903 | 137,534 | 105,628 | 86,747 | 192,375 |
| S5 UPOLET Eligible | | | | 180,086 | 136,566 | 316,652 | 254,289 | 196,898 | 451,187 | 334,639 | 265,689 | 600,328 |
| Rooms in use | Permanent | Temporary | Total | Permanent | Temporary | Total | Permanent | Temporary | Total | Permanent | Temporary | Total |
| Classrooms | | | | 2,404 | 380 | 2,784 | 3,389 | 440 | 3,829 | 4,099 | 456 | 4,555 |
| Laboratories | | | | 297 | 70 | 367 | 518 | 73 | 591 | 570 | 95 | 665 |
| Latrine Blocks | | | | 852 | 317 | 1,169 | 1,218 | 339 | 1,557 | 1,533 | 308 | 1,841 |
| Libraries | | | | | | | 189 | 79 | 268 | 228 | 108 | 336 |
| Student Classroom Ratio | | | | | | 50 | | | 53 | | | 56 |
| Student Teacher Ratio | | | | | | 22 | | | 24 | | | 24 |
| Student Latrine Ratio | | | | | | 119 | | | 129 | | | 138 |
| Total Teachers | | | | 5,062 | 1,372 | 6,434 | 6,334 | 1,911 | 8,245 | 8,261 | 2,200 | 10,461 |

Table 24 Showing USE_UPOLET reference tables 2007-2014 Continued

| All Schools | 11-Apr | | | 12-Mar | | | 13-Apr | | | 14-Apr | | |
|-------------------------------------|----------|----------|---------|----------|----------|---------|----------|----------|---------|----------|----------|-------------|
| | Male | Female | Total | Male | Female | Total | Male | Female | Total | Male | Female | Total |
| S1 USE Eligible | 126,467 | 110,115 | 236,582 | 125,889 | 109,767 | 235,656 | 132,596 | 118,444 | 251,040 | 135,506 | 118,077 | 253,583 |
| S2 USE Eligible | 103,897 | 89,836 | 193,733 | 117,726 | 101,031 | 218,757 | 115,042 | 100,308 | 215,350 | 128,195 | 113,421 | 241,616 |
| S3 USE Eligible | 78,218 | 63,043 | 141,261 | 95,796 | 80,089 | 175,885 | 105,432 | 88,756 | 194,188 | 109,749 | 94,838 | 204,587 |
| S4 USE Eligible | 68,711 | 49,254 | 117,965 | 69,030 | 52,539 | 121,569 | 81,403 | 65,011 | 146,414 | 96,369 | 77,321 | 173,690 |
| S1-4 USE Eligible | 377,293 | 312,248 | 689,541 | 408,441 | 343,426 | 751,867 | 434,473 | 372,519 | 806,992 | 469,819 | 403,657 | 873,476 |
| S5 UPOLET Eligible | | | | 18,875 | 8,378 | 27,253 | 22,426 | 10,924 | 33,350 | 21,708 | 11,027 | 32,735 |
| S6 UPOLET Eligible | | | | 18,875 | 8,378 | 27,253 | 23,640 | 10,961 | 34,601 | 22,204 | 10,870 | 33,074 |
| UPOLET Eligible | | | | 18,875 | 8,378 | 27,253 | 46,066 | 21,885 | 67,951 | 43,912 | 21,897 | 65,809 |
| Rooms in use | | | | | | | | | | | | |
| Classrooms | 11,584 | 1,949 | 13,533 | 10,978 | 1,446 | 12,424 | 14,755 | 1,473 | 16,228 | 15,870 | 1,391 | 17,261 |
| Laboratories | 1,672 | 255 | 1,927 | 2,537 | 358 | 2,895 | 2,135 | 237 | 2,372 | 2,441 | 178 | 2,619 |
| Latrine Blocks | 4,446 | 918 | 5,364 | 3,931 | 754 | 4,685 | 5,558 | 820 | 6,378 | 6,083 | 746 | 6,829 |
| Libraries | 255 | 845 | 4,886 | 1,698 | 324 | 2,022 | 788 | 241 | 1,029 | 897 | 219 | 1,116 |
| Student Classroom Ratio | | | 62 | | | 77 | | | 60 | | | 58.3609872 |
| Student Teacher Ratio | | | 25 | | | 23 | | | 25 | | | 36.48697813 |
| Student Latrine Ratio | | | 157 | | | 205 | | | 153 | | | 147.5133987 |
| Total Teachers | 25,880 | 7,765 | 33,645 | 31,957 | 9,838 | 41,795 | 30,101 | 9,143 | 39,244 | 21,053 | 6,556 | 27,609 |
| No. of USE/UPOLET Secondary Schools | | | | | | | | | | | | |
| Ownership | Expected | Response | %age | Expected | Response | %age | Expected | Response | %age | Expected | Response | %age |
| Government Aided Schools | 897 | 893 | 99.60% | | 921 | 51.20% | 944 | 926 | 52.00% | 943 | 936 | 51.71% |
| Private Partnership Schools | 592 | 592 | 100.00% | | 879 | 48.80% | 875 | 855 | 48.00% | 877 | 874 | 48.29% |
| Total | 1,653 | 1,647 | 99.60% | | 1,800 | | 1,819 | 1,781 | | 1,820 | 1,810 | |
| No. of USE/UPOLET Secondary Schools | | | | | | | | | | | | |
| Ownership | Expected | Response | %age | Expected | Response | %age | Expected | Response | %age | Expected | Response | %age |
| Government Aided Schools | | | | | 697 | 73.10% | | 699 | 73.30% | | 945 | 51.87% |
| Private Partnership Schools | | | | | 256 | 26.90% | | 260 | 27.30% | | 877 | 48.13% |
| Total | | | | | 953 | | | 953 | | | 1822 | |
| Government Aided Secondary | | | | | | | | | | | | |
| 11-May | | | 12-Mar | | | 13-Apr | | | 14-Apr | | | |
| Male | Female | Total | Male | Female | Total | Male | Female | Total | Male | Female | Total | |
| S1 USE Eligible | 78,101 | 65,730 | 143,831 | 73,698 | 62,111 | 135,809 | 77,264 | 66,066 | 143,330 | 74,679 | 62,072 | 136,751 |
| S2 USE Eligible | 67,335 | 56,514 | 123,849 | 72,072 | 59,593 | 131,665 | 66,539 | 55,163 | 121,702 | 71,428 | 60,354 | 131,782 |
| S3 USE Eligible | 53,047 | 41,760 | 94,807 | 61,454 | 50,119 | 111,573 | 62,814 | 51,179 | 113,993 | 60,569 | 49,644 | 110,213 |
| S4 USE Eligible | 50,950 | 36,148 | 87,098 | 47,467 | 35,446 | 82,913 | 51,932 | 40,769 | 92,701 | 56,106 | 43,702 | 99,808 |
| S1-4 USE Eligible | 249,433 | 200,152 | 449,585 | 254,691 | 207,269 | 461,960 | 258,549 | 213,177 | 471,726 | 262,782 | 215,772 | 478,554 |
| S5 UPOLET Eligible | | | | 7,308 | 3,750 | 11,058 | 15,687 | 7,031 | 22,718 | 14,390 | 6,629 | 21,019 |
| S6 UPOLET Eligible | | | | 18,875 | 8,378 | 27,253 | 16,983 | 7,427 | 24,410 | 15,223 | 6,840 | 22,063 |
| UPOLET Eligible | | | | 18,875 | 8,378 | 27,253 | 32,670 | 14,458 | 47,128 | 29,613 | 13,469 | 43,082 |
| Rooms in use | | | | | | | | | | | | |
| Classrooms | 6,353 | 1,483 | 7,836 | 5,762 | 1,034 | 6,796 | 8,460 | 1,064 | 9,524 | 9,272 | 983 | 10,255 |
| Laboratories | 946 | 161 | 1,107 | 1,438 | 237 | 1,675 | 1,233 | 116 | 1,349 | 1,399 | 98 | 1,497 |

Ministry of Education and Sports

National USE, UPOLET and UPOLET Head Count 2014

| All Schools | 11-Apr | | | | 12-Mar | | | | 13-Apr | | | | 14-Apr | | | |
|----------------------------|-----------|-----------|---------|--|-----------|-----------|---------|--|-----------|-----------|---------|--|-----------|-----------|---------|--|
| | Male | Female | Total | | Male | Female | Total | | Male | Female | Total | | Male | Female | Total | |
| Latrine Blocks | 2,571 | 618 | 3,189 | | 2,129 | 479 | 2,608 | | 3,271 | 510 | 3,781 | | 3,698 | 488 | 4,186 | |
| Libraries | 230 | 133 | 363 | | 1,310 | 232 | 1,542 | | 335 | 114 | 449 | | 358 | 109 | 467 | |
| Student Classroom Ratio | | | 66 | | | | 85 | | | | 59 | | | | 53,718 | |
| Student Teacher Ratio | | | 24 | | | | 23 | | | | 22 | | | | 36,944 | |
| Student Latrine Ratio | | | 163 | | | | 223 | | | | 148 | | | | 131,602 | |
| Total Teachers | 16,751 | 5,182 | 21,933 | | 19,012 | 6,011 | 25,023 | | 18,913 | 5,981 | 24,894 | | 11,195 | 3,716 | 14,911 | |
| Public Private Partnership | | | | | | | | | | | | | | | | |
| Secondary Schools | | | | | | | | | | | | | | | | |
| S1 USE Eligible | 48,366 | 44,385 | 92,751 | | 52,191 | 47,656 | 99,847 | | 55,332 | 52,378 | 107,710 | | 60,827 | 56,005 | 116,832 | |
| S2 USE Eligible | 36,562 | 33,322 | 69,884 | | 45,654 | 41,438 | 87,092 | | 48,503 | 45,145 | 93,648 | | 56,767 | 53,067 | 109,834 | |
| S3 USE Eligible | 25,171 | 21,283 | 46,454 | | 34,342 | 29,970 | 64,312 | | 42,618 | 37,577 | 80,195 | | 49,180 | 45,194 | 94,374 | |
| S4 USE Eligible | 17,761 | 13,106 | 30,867 | | 21,563 | 17,093 | 38,656 | | 29,471 | 24,242 | 53,713 | | 40,263 | 33,619 | 73,882 | |
| S1-4 USE Eligible | 127,860 | 112,096 | 239,956 | | 153,750 | 136,157 | 289,907 | | 175,924 | 159,342 | 335,266 | | 207,037 | 187,885 | 394,922 | |
| S5 UPOLET Eligible | | | | | 7,308 | 3,750 | 11,058 | | 6,739 | 3,893 | 10,632 | | 7,318 | 4,398 | 11,716 | |
| S6 UPOLET Eligible | | | | | 18,875 | 8,378 | 27,253 | | 6,657 | 3,534 | 10,191 | | 6,981 | 4,030 | 11,011 | |
| UPOLET Eligible | | | | | 18,875 | 8,378 | 27,253 | | 13,396 | 7,427 | 20,823 | | 14,299 | 8,428 | 22,727 | |
| Rooms in use | Permanent | Temporary | Total | | Permanent | Temporary | Total | | Permanent | Temporary | Total | | Permanent | Temporary | Total | |
| Classrooms | 5,231 | 466 | 5,697 | | 5,216 | 412 | 5,628 | | 6,295 | 409 | 6,704 | | 6,598 | 408 | 7,006 | |
| Laboratories | 726 | 94 | 820 | | 1,099 | 121 | 1,220 | | 902 | 121 | 1,023 | | 1,042 | 80 | 1,122 | |
| Latrine Blocks | 1,875 | 300 | 2,175 | | 1,802 | 275 | 2,077 | | 2,287 | 310 | 2,597 | | 2,385 | 258 | 2,643 | |
| Libraries | 360 | 122 | 482 | | 388 | 92 | 480 | | 453 | 127 | 580 | | 539 | 110 | 649 | |
| Student Classroom Ratio | | | 56 | | | | 68 | | | | 62 | | | | 65,156 | |
| Student Teacher Ratio | | | 27 | | | | 23 | | | | 29 | | | | 35,949 | |
| Student Latrine Ratio | | | 147 | | | | 184 | | | | 160 | | | | 172,713 | |
| Total Teachers | 9,129 | 2,583 | 11,712 | | 12,945 | 3,827 | 16,772 | | 11,188 | 3,162 | 14,350 | | 9,858 | 2,840 | 12,698 | |

Table 25 Showing UPPET/BTVET_UPOLET reference tables 2007-2014

| BTVET/UPPET National Summary : All Institutions | | | | | | Aug-07 | | | Mar-08 | | | Mar-09 | | | Apr-10 | | | |
|--|--|--|--|--|--|-----------|-----------|--------|-----------|-----------|-------|-----------|-----------|-------|-----------|-----------|-------|--|
| | | | | | | Male | Female | Total | Male | Female | Total | Male | Female | Total | Male | Female | Total | |
| Y1 BTVET Eligible (Admitted within 4 - 28 Aggregate Range) | | | | | | 2,365 | 659 | 3,024 | 2,628 | 694 | 3,322 | 2,748 | 615 | 3,363 | 2,742 | 766 | 3,508 | |
| Y2 BTVET Eligible (Admitted within 4 - 28 Aggregate Range) | | | | | | | | | 2,324 | 604 | 2,928 | 2,543 | 643 | 3,186 | 2,400 | 572 | 2,972 | |
| Y3 BTVET Eligible (Admitted within 4 - 28 Aggregate Range) | | | | | | | | | | | | 2,040 | 466 | 2,506 | 2,043 | 490 | 2,533 | |
| Y1-Y3 BTVET Eligible | | | | | | 2,365 | 659 | 3,024 | 4,952 | 1,298 | 6,250 | 7,331 | 1,724 | 9,055 | 7,185 | 1,828 | 9,013 | |
| BTVET/UPPET Facilities | | | | | | Permanent | Temporary | Total | Permanent | Temporary | Total | Permanent | Temporary | Total | Permanent | Temporary | Total | |
| Classrooms | | | | | | 7,323 | 1,067 | 8,390 | 395 | 89 | 484 | 407 | 89 | 496 | 377 | 99 | 476 | |
| Workshop/Laboratories | | | | | | 1,009 | 147 | 1,156 | 84 | 11 | 95 | 84 | 8 | 92 | 78 | 12 | 90 | |
| Latrine Blocks | | | | | | | | - | 179 | 30 | 209 | 213 | 33 | 246 | 206 | 22 | 228 | |
| Library Blocks | | | | | | | | - | | | | 15 | 1 | 16 | 14 | 6 | 20 | |
| Student Classroom Ratio | | | | | | | | 28 | | | 17 | | | 28 | | | 27 | |
| Student Teacher Ratio | | | | | | | | 11 | | | 9 | | | 11 | | | 11 | |
| Student Latrine Ratio | | | | | | | | | | | 51 | | | 57 | | | 57 | |
| BTVET/UPPET Teaching Staff | | | | | | Male | Female | Total | Male | Female | Total | Male | Female | Total | Male | Female | Total | |
| Total Teachers | | | | | | 17,023 | 4,580 | 21,603 | 960 | 256 | 1,216 | 971 | 250 | 1,221 | 941 | 227 | 1,168 | |
| BTVET/UPOLET Teaching Staff | | | | | | | | | | | | | | | | | | |
| Gender | | | | | | Male | Female | Total | Male | Female | Total | Male | Female | Total | Male | Female | Total | |
| Total Teachers | | | | | | | | | | | | | | | | | | |
| HEALTH/UPOLET Teaching Staff | | | | | | | | | | | | | | | | | | |
| Gender | | | | | | Male | Female | Total | Male | Female | Total | Male | Female | Total | Male | Female | Total | |
| No. of BTVET Institutions | | | | | | | | | | | | | | | | | | |
| Ownership | | | | | | | | | | | | | | | | | | |
| Government Aided Institutions | | | | | | | | | | | | | | | | | | |
| Private Partnership Institutions | | | | | | | | | | | | | | | | | | |
| Total | | | | | | | | | | | | | | | | | | |

Table 26 Showing UPPE/UPPET/UPPET_UPOLET reference tables 2007-2014 Continued

| BT/VET/UPPET National Summary : All Institutions | | | | | | | | | | 11-Apr | | | 12-Mar | | | 13-Apr | | | 14-Apr | | | | |
|--|---|--|--|------|--------|-------|------|--------|-------|--------|-----------|-----------|--------|-----------|-----------|--------|-----------|-----------|--------|-----------|-----------|-------|-----|
| | | | | Male | Female | Total | Male | Female | Total | Male | Female | Total | Male | Female | Total | Male | Female | Total | Male | Female | Total | | |
| | Y1 BT/VET Eligible (Admitted within 4 - 28 Aggregate Range) | | | | | | | | | | 3,054 | 702 | 3,756 | 2,270 | 567 | 2,837 | 2,527 | 785 | 3,312 | 2,557 | 768 | 3,325 | |
| | Y2 BT/VET Eligible (Admitted within 4 - 28 Aggregate Range) | | | | | | | | | | 2,455 | 617 | 3,072 | 2,202 | 521 | 2,723 | 2,079 | 511 | 2,590 | 2,074 | 613 | 2,687 | |
| | Y3 BT/VET Eligible (Admitted within 4 - 28 Aggregate Range) | | | | | | | | | | 2,066 | 450 | 2,516 | 1,890 | 482 | 2,372 | 1,856 | 448 | 2,304 | 1,345 | 290 | 1,415 | |
| | Y1-Y3 BT/VET Eligible | | | | | | | | | | 7,575 | 1,769 | 9,344 | 6,362 | 1,570 | 7,932 | 6,462 | 1,744 | 8,206 | 5,976 | 1,671 | 7,647 | |
| | BT/VET UPOLET Eligible Y1 | | | | | | | | | | | | | 1,701 | 453 | 2,154 | 2,856 | 449 | 3,285 | 2,599 | 611 | 3,210 | |
| | BT/VET UPOLET Eligible Y2 | | | | | | | | | | | | | | | | 2,434 | 413 | 2,847 | 2,486 | 588 | 3,074 | |
| | Y1-Y2 BT/VET UPOLET Eligible Students | | | | | | | | | | | | | 445 | 593 | 1,038 | 5,290 | 862 | 6,152 | 5,085 | 1,199 | 6,284 | |
| | HEALTH UPOLET Eligible Y1 | | | | | | | | | | | | | 445 | 593 | 1,038 | 540 | 483 | 1,023 | 540 | 483 | 1,023 | |
| | HEALTH UPOLET Eligible Y2 | | | | | | | | | | | | | | | | 588 | 709 | 1,297 | 588 | 709 | 1,297 | |
| | Y1-Y2 BT/VET UPOLET Eligible Students | | | | | | | | | | | | | | | | 1,128 | 1,192 | 2,320 | 1,128 | 1,192 | 2,320 | |
| | BT/VET/UPPET Facilities | | | | | | | | | | Permanent | Temporary | Total | Permanent | Temporary | Total | Permanent | Temporary | Total | Permanent | Temporary | Total | |
| | Classrooms | | | | | | | | | | 413 | 85 | 498 | 352 | 91 | 443 | 551 | 77 | 628 | 470 | 78 | 548 | |
| | Workshop/Laboratories | | | | | | | | | | 104 | 11 | 115 | 183 | 31 | 214 | 89 | 5 | 97 | 18 | 1 | 19 | |
| | Latrine Blocks | | | | | | | | | | 216 | 25 | 241 | 157 | 22 | 179 | 97 | 214 | 22 | 19 | 217 | 18 | 217 |
| | Library Blocks | | | | | | | | | | 14 | 1 | 15 | 129 | 19 | 148 | 41 | 3 | 44 | 19 | 3 | 22 | |
| | Student Classroom Ratio | | | | | | | | | | | | 25 | | | 24 | | | 17 | | | 18 | |
| | Student Teacher Ratio | | | | | | | | | | | | 9 | | | 9 | | | 9 | | | 10 | |
| | Student Latrine Ratio | | | | | | | | | | | | 52 | | | 61 | | | 481 | | | 557 | |
| | BT/VET/UPPET Facilities | | | | | | | | | | Permanent | Temporary | Total | Permanent | Temporary | Total | Permanent | Temporary | Total | Permanent | Temporary | Total | |
| | Classrooms | | | | | | | | | | | | | 353 | 64 | 417 | 472 | 70 | 542 | 759 | 172 | 931 | |
| | Workshop/Laboratories | | | | | | | | | | | | | 161 | 50 | 211 | 48 | 3 | 51 | 23 | 1 | 24 | |
| | Latrine Blocks | | | | | | | | | | | | | 140 | 8 | 148 | 222 | 24 | 246 | 250 | 18 | 268 | |
| | Library Blocks | | | | | | | | | | | | | 174 | 47 | 221 | 18 | 4 | 22 | 23 | 3 | 26 | |
| | Student Classroom Ratio | | | | | | | | | | | | | | | 21 | | | 19 | | | 11 | |
| | Student Teacher Ratio | | | | | | | | | | | | | | | 7 | | | 7 | | | 8 | |
| | Student Latrine Ratio | | | | | | | | | | | | | | | 59 | | | 43 | | | 37 | |
| | HEALTH/UPPET Facilities | | | | | | | | | | Permanent | Temporary | Total | Permanent | Temporary | Total | Permanent | Temporary | Total | Permanent | Temporary | Total | |
| | Laboratories | | | | | | | | | | | | | 13 | 0 | 13 | 12 | 0 | 12 | 12 | 0 | 12 | |
| | Workshop | | | | | | | | | | | | | 10 | 0 | 10 | | | | | | | |
| | Latrine Blocks | | | | | | | | | | | | | 49 | 0 | 49 | 54 | 0 | 54 | 54 | 0 | 54 | |
| | Library Blocks | | | | | | | | | | | | | 18 | 0 | 18 | 8 | 0 | 8 | 8 | 0 | 8 | |
| | Student Laboratory Ratio | | | | | | | | | | | | | | | 121 | | | 204 | | | 204 | |
| | Student Teacher Ratio | | | | | | | | | | | | | | | 13 | | | 40 | | | 40 | |
| | Student Latrine Ratio | | | | | | | | | | | | | | | 32 | | | 45 | | | 45 | |
| | BT/VET/UPPET Teaching Staff | | | | | | | | | | Male | Female | Total | Male | Female | Total | Male | Female | Total | Male | Female | Total | |
| | Total Teachers | | | | | | | | | | 1,054 | 265 | 1,319 | 891 | 284 | 1,175 | 914 | 245 | 1,147 | 746 | 213 | 959 | |
| | BT/VET/UPPET Teaching Staff | | | | | | | | | | | | | | | | | | | | | | |
| | Gender | | | | | | | | | | Male | Female | Total | Male | Female | Total | Male | Female | Total | Male | Female | Total | |
| | Total Teachers | | | | | | | | | | | | | 1,048 | 231 | 1,279 | 1,231 | 227 | 1,439 | 986 | 228 | 1,214 | |
| | HEALTH/UPPET Teaching Staff | | | | | | | | | | | | | | | | | | | | | | |
| | Gender | | | | | | | | | | Male | Female | Total | Male | Female | Total | Male | Female | Total | Male | Female | Total | |
| | Total Teachers | | | | | | | | | | | | | 64 | 53 | 117 | 28 | 33 | 61 | 28 | 33 | 61 | |

Ministry of Education and Sports
National HEALT H UPET and UPOLET Headcount 2014

| BTVET/UPPET National Summary : All Institutions No. of BTVET Institutions | 11-Apr | | | 12-Mar | | | 13-Apr | | | 14-Apr | | |
|--|----------|----------|------|--------|--------|---------|--------|--------|---------|--------|--------|---------|
| | Expected | Response | %age | UPPET | UPOLET | HEALT H | UPPET | UPOLET | HEALT H | UPPET | UPOLET | HEALT H |
| Ownership | | | | | | | | | | | | |
| Government Aided Institutions | 46 | 46 | 100% | 42 | 53 | 8 | 42 | 53 | 8 | 40 | 1 | |
| Private Partnership Institutions | 16 | 15 | 94% | 16 | | | 16 | | | 16 | | |
| Total | 62 | 61 | 98% | 58 | 53 | 8 | 58 | 53 | 8 | 56 | 1 | |



USE/UPPET HEADCOUNT 2014 REPORT

ANNEXES

Ministry of Education and Sports
National USE/UPPET and UPOLET Headcount 2014

MINISTRY OF EDUCATION AND SPORTS

Universal Post Primary Education and Training (UPPET) & Universal Post O' Level Education and Training (UPOLET) HEADCOUNT 2014

This includes Government and Public Private Partnership Secondary Schools under the USE/UPPET and UPOLET programme



a. School Identification

| Identifier | Name |
|----------------------|------|
| District | |
| County/ Municipality | |
| Sub-county/Division | |
| Parish/ward | |
| School/Institution | |

PLEASE GIVE THE CORRECT SCHOOL INFORMATION IN CASE THE ONE GIVEN ABOVE IS WRONG

b. School/Institution Bank Information

| Account title (Name in which account is registered) | Account No. | Bank | Branch | Status | Ownership |
|--|-------------|------|--------|--------|-----------|
| | | | | | |

1. PLEASE GIVE THE CORRECT BANK INFORMATION IN CASE THE ONE GIVEN ABOVE IS WRONG. 2. MICRO FINANCES NOT ALLOWED

c. Information on Senior One(S1)

| Total Enrolment in Term/Year 1 | | | | Physically Counted (Only those who sat PLE in 2013) | | | | Proven Absentees (Only those who sat PLE in 2013) | | | | | | | |
|--------------------------------|---|---|--|--|---|---|--|--|---|---|--|---------------|---|---|--|
| Aggregate 4-28 | | | | Aggregate 29+ | | | | Aggregate 4-28 | | | | Aggregate 29+ | | | |
| M | F | T | | M | F | T | | M | F | T | | M | F | T | |

TO BE FILLED BY THE ENUMERATOR

Ministry of Education and Sports
National USE/UPPET and UPOLET Headcount 2014

d. Information on Senior Two(S2)

| Total Enrolment in Term 1 | | | Physically Counted (Only those who sat PLE in 2012) | | | | Proven Absentees (Only those who sat PLE in 2012) | | | |
|---------------------------|---|---|--|---|---------------|---|--|---|---------------|---|
| | | | Aggregate 4-28 | | Aggregate 29+ | | Aggregate 4-28 | | Aggregate 29+ | |
| M | F | T | M | F | M | T | M | F | M | T |
| | | | | | | | | | | |

e. Information on Senior Three(S3)

| Total Enrolment in Term 1 | | | Physically Counted (Only those who sat PLE in 2011) | | | | Proven Absentees (Only those who sat PLE in 2011) | | | |
|---------------------------|---|---|--|---|---------------|---|--|---|---------------|---|
| | | | Aggregate 4-28 | | Aggregate 29+ | | Aggregate 4-28 | | Aggregate 29+ | |
| M | F | T | M | F | M | T | M | F | M | T |
| | | | | | | | | | | |

f. Information on Senior Four (S4)

| Total Enrolment in Term 1 | | | Physically Counted (Only those who sat PLE in 2010) | | | | Proven Absentees (Only those who sat PLE in 2010) | | | |
|---------------------------|---|---|--|---|---------------|---|--|---|---------------|---|
| | | | Aggregate 4-28 | | Aggregate 29+ | | Aggregate 4-28 | | Aggregate 29+ | |
| M | F | T | M | F | M | T | M | F | M | T |
| | | | | | | | | | | |

g. Information on Senior Five(S5)

| Total Enrolment in Term 1 | | | Physically Counted (Only those who sat and passed UCE with Credits in 2013) | | | | Proven Absentees (Only those who sat and passed UCE with Credits in 2013) | | | |
|---------------------------|---|---|--|---|------|---|--|---|------|---|
| | | | Sciences | | Arts | | Sciences | | Arts | |
| M | F | T | M | F | M | T | M | F | M | T |
| | | | | | | | | | | |

h. Information on Senior Six (S6)

| Total Enrolment in Term 1 | | | Physically Counted (Only those who sat and passed UCE with Credits in 2012) | | | | Proven Absentees (Only those who sat and passed UCE with Credits in 2012) | | | |
|---------------------------|---|---|--|---|------|---|--|---|------|---|
| | | | Sciences | | Arts | | Sciences | | Arts | |
| M | F | T | M | F | M | T | M | F | M | T |
| | | | | | | | | | | |

Ministry of Education and Sports
National USE/UPPET and UPOLET Headcount 2014

i. Overall Enrolment

| TOTAL SCHOOL ENROLMENT | | Male | Female | Total |
|------------------------|--|------|--------|-------|
| | | | | |

j. Information on Rooms in Use

| Type of Room | Permanent | Temporary | Total |
|----------------|-----------|-----------|-------|
| Classrooms | | | |
| Laboratories | | | |
| Latrine Blocks | | | |
| Library | | | |

k. Information on Teachers

| Gender | Number ON Government payroll | | Number NOT ON Government payroll | | Total | |
|---------|------------------------------|--------|----------------------------------|-----|-------|-----------------------|
| | M | F | M | F | M | F |
| Science | | | | | | |
| Art | | | | | | |
| Total | | | | | | |
| PRIVATE | | SCHOOL | TEACHERS | ARE | NOT | ON GOVERNMENT PAYROLL |

- 1 Name of Head teacher..... 2 Name of Enumerator.....
Signature and Stamp..... Signature.....
3 Name of DEO/MEO.....
Signature & Date.....

Thank you very Much

Annex 2: Use Form B1: District/Municipality Summaries



MINISTRY OF EDUCATION AND SPORTS
Universal Secondary Education (USE/UPPET) Head count April 2014

USE FORM B1: DISTRICT/MUNICIPALITY SUMMARIES

District.....

| S/N | SUBCOUNTY | Headcount in Secondary Schools | | | | Headcount in BTVET Institutions | | | | GC'signature |
|-------|-----------|--------------------------------|------|--------|-------|---------------------------------|------|--------|-------|--------------|
| | | No. of Schs | Male | Female | Total | No. of Insts | Male | Female | Total | |
| 1 | | | | | | | | | | |
| 2 | | | | | | | | | | |
| 3 | | | | | | | | | | |
| 4 | | | | | | | | | | |
| 5 | | | | | | | | | | |
| 6 | | | | | | | | | | |
| 7 | | | | | | | | | | |
| TOTAL | | | | | | | | | | |

Note: Headcount in Schools/Institutions is equal to; Physically Counted + Proven Absentees

.....
DEO'S NAME, SIGNATURE AND DATE

Ministry of Education and Sports
National USE/UPPET and UPOLET Headcount 2014

Annex 3 *Use Form B2: Regional Summaries*



**Ministry of Education and Sports
Universal Secondary Education (USE/UPPET) Head count 2014**

USE FORM B2: REGIONAL SUMMARIES

Region.....

| S/N | DISTRICT | Headcount in Secondary Schools | | | | Headcount in BT/VET Institutions | | | | DEO's signature |
|-----|----------|--------------------------------|------|--------|-------|----------------------------------|------|--------|-------|-----------------|
| | | No. of Schs | Male | Female | Total | No. of Insts | Male | Female | Total | |
| 1 | | | | | | | | | | |
| 2 | | | | | | | | | | |
| 3 | | | | | | | | | | |
| 4 | | | | | | | | | | |
| 5 | | | | | | | | | | |
| 6 | | | | | | | | | | |
| 7 | | | | | | | | | | |
| 8 | | | | | | | | | | |
| 9 | | | | | | | | | | |
| 10 | | | | | | | | | | |
| | TOTAL | | | | | | | | | |

Note: Headcount in Schools/Institutions is equal to; Physically Counted + Proven Absentees

.....
DEO's NAME, SIGNATURE AND DATE



MINISTRY OF EDUCATION AND SPORTS

Universal Secondary Education (USE/UPPET) Head count April 2014

Training of Trainers Program

Programme for the one-day intensive
UPPET/USE Head Count 2014 Trainer of Trainers workshop

| Time | Activities | Responsible Person |
|-------------------|--|--------------------|
| 9.00am | Arrival | MoES |
| 9.00am-10.00am | Registration and Distribution of Materials | MoES |
| 10.00am - 10.15am | Introduction and Welcome Note | AC/SME |
| 10.15am - 10.30am | Opening Remarks | CEP |
| 10.30am -11.00am | Sharing of past Headcount experiences | |
| 11.00am - 12.00pm | Training/Instrument Presentation | Ag.AC/SME |
| 12.00pm | Logistics | P/STAT |

Annex 5 *USE Headcount 2013 National result summary*

| | Apr-14 | | |
|--|---------------|---------------|--------------|
| USE National Summary : All Schools | Male | Female | Total |
| S1 USE Eligible (Admitted within 4 - 28 Aggregate Range) | 135,506 | 118,077 | 253,583 |
| Total Counted in S1 | 127,304 | 111,548 | 238,852 |
| Proven Absentees in S1 | 8,202 | 6,529 | 14,731 |
| Aggregate 29-and above admitted | 6,339 | 7,871 | 14,210 |
| USE Share of S1 Enrolment | 95.2% | 93.7% | 94.5% |
| Gender Proportion of USE eligible students | 53.44% | 46.56% | |
| Total Enrolled (USE plus Non USE) in Term 1 - S1 | 142,265 | 126,079 | 268,344 |
| | | | |
| S2 USE Eligible (Admitted within 4 - 28 Aggregate Range) | 128,195 | 113,421 | 241,616 |
| Total Counted in S2 | 118,476 | 105,525 | 224,001 |
| Proven Absentees in S2 | 9,719 | 7,896 | 17,615 |
| Aggregate 29-and above admitted | 4,691 | 5,351 | 10,042 |
| USE Share of S2 Enrolment | 96% | 95% | 95% |
| Gender Proportion | 53% | 47% | |
| Total Enrolled (USE plus Non USE) in Term 1 - S2 | 133,956 | 119,339 | 253,295 |
| | | | |
| S3 USE Eligible (Admitted within 4 - 28 Aggregate Range) | 109,749 | 94,838 | 204,587 |
| Total Counted in S3 | 100,423 | 87,624 | 188,047 |
| Proven Absentees in S3 | 9,590 | 7,488 | 17,078 |
| Aggregate 29-and above admitted | 4,814 | 5,180 | 9,994 |
| USE Share of S3 Enrolment | 94% | 94% | 94% |
| Gender Proportion | 54% | 46% | |
| Total Enrolled (USE plus Non USE) in Term 1 - S3 | 116,258 | 100,914 | 217,172 |
| | | | |
| S4 USE Eligible (Admitted within 4 - 28 Aggregate Range) | 96,369 | 77,321 | 173,690 |
| Total Counted in S4 | 90,380 | 72,775 | 163,155 |
| Proven Absentees in S4 | 7,238 | 5,680 | 12,918 |
| Aggregate 29-and above admitted | 5,953 | 5,636 | 11,589 |
| USE Share of S4 Enrolment | 90% | 88% | 89% |
| Gender Proportion | 55% | 45% | |
| Total Enrolled (USE plus Non USE) in Term 1 - S4 | 106,809 | 87,481 | 194,290 |
| | | | |
| S1-4 USE Eligible (Admitted within 4 - 28 Aggregate Range) | 469,819 | 403,657 | 873,476 |
| S1-4 Aggregate 29-and above admitted | 21,797 | 24,038 | 45,835 |
| S1-S4 USE Eligible Students' Share of Enrolment | 94% | 93% | 94% |
| Gender Proportion of USE eligible students | 54% | 46% | |
| Total Enrolled (USE plus Non USE) in Term 1 - S1-S4 | 499,288 | 433,813 | 933,101 |
| | | | |
| S5 UPOLET Eligible (DIV 1-3) | 21,708 | 11,027 | 32,735 |
| S5 Sciences | 9,276 | 3,097 | 12,373 |
| S5 Arts | 12,432 | 7,930 | 20,362 |
| S5 UPOLET Eligible Students' Share of Enrolment | 89% | 87% | 89% |
| Gender Proportion of USE eligible students | 66% | 34% | |
| Total Enrolled (USE plus Non USE) in Term 1 - S5 | 24,259 | 12,678 | 36,937 |
| | | | |
| S6 UPOLET Eligible (DIV 1-3) | 22,204 | 10,870 | 33,074 |
| S6 Sciences | 8,655 | 2,668 | 11,323 |
| S6 Arts | 13,549 | 8,202 | 21,751 |
| S6 UPOLET Eligible Students' Share of Enrolment | 89% | 87% | 89% |
| Gender Proportion of USE eligible students | 67% | 33% | |
| Total Enrolled (USE plus Non USE) in Term 1 - S6 | 24,849 | 12,482 | 37,331 |
| | | | |

| | | | |
|--|------------|-----------|----------------|
| UPOLET Eligible (DIV 1-3) | 43,912 | 21,897 | 65,809 |
| Sciences | 17,931 | 5,765 | 23,696 |
| Arts | 25,981 | 16,132 | 42,113 |
| UPOLET Eligible Students' Share of Enrolment | 89% | 87% | 89% |
| Gender Proportion of USE eligible students | 67% | 33% | |
| Total Enrolled (USE plus Non USE) in Term 1 - S6 | 49,108 | 25,160 | 74,268 |
| | | | |
| | | | |
| Total Enrolled in S6 (USE plus Non USE) | | | |
| Total Enrolment (USE plus Non USE) | 548,396 | 458,973 | 1,007,369 |
| Gender Proportion | 54% | 46% | |
| | | | |
| Rooms in use | Permanent | Temporary | Total |
| Classrooms | 15,870 | 1,391 | 17,261 |
| Laboratories | 2,441 | 178 | 2,619 |
| Latrine Blocks | 6,083 | 746 | 6,829 |
| Libraries | 897 | 219 | 1,116 |
| Student Classroom Ratio | | | 58 |
| Student Teacher Ratio | | | 36 |
| Student Latrine Ratio | | | 148 |
| | | | |
| | Male | Female | Total |
| Science Teachers | 14,511 | 2,042 | 16,598 |
| Arts Teachers | 18,978 | 8,585 | 27,563 |
| Teachers on Payroll | 5,991 | 2,027 | 8,018 |
| Teachers not on Payroll | 15,062 | 4,529 | 19,591 |
| Total Teachers | 21,053 | 6,556 | 27,609 |
| | | | |
| No. of USE/UPPET Secondary Schools | | | |
| Ownership | | Scope | %age |
| Government Aided Schools | 943 | 936 | 51.7% |
| New Government Aided Schools | | | |
| Private Partnership Schools | 877 | 874 | 48.3% |
| New Private Partnership Schools | | | |
| Total | 1,820 | 1,810 | |
| | | | |
| No. of USE/UPOLET Secondary Schools | | | |
| Ownership | | Scope | %age |
| Government Aided Schools | | 945 | 51.9% |
| Private Partnership Schools | | 877 | 48.1% |
| Total | | 1,822 | |
| | | | |
| USE/UPPET Funds Required per term | | | |
| Category | Unit (UGX) | Enrolment | Amount (UGX) |
| Government | 41,000 | 478,554 | 19,620,714,000 |
| Private | 47,000 | 394,922 | 18,561,334,000 |
| Total | | 873,476 | 38,182,048,000 |
| | | | |
| | | | |
| USE/UPOLET Funds Required per term | | | |
| Category | Unit (UGX) | Enrolment | Amount (UGX) |
| Government | 80,000 | 43,082 | 3,446,560,000 |
| Private | 85,000 | 22,727 | 1,931,795,000 |
| Total | | 65,809 | 5,378,355,000 |
| | | | |

Annex 6 *USE Headcount government schools result summary*

| Government Aided Secondary Schools & Seed Schools | Apr-14 | | |
|--|---------------|---------|---------|
| S1 USE Eligible (Admitted within 4 - 28 Aggregate Range) | 74,679 | 62,072 | 136,751 |
| Total Counted in S1 | 70,863 | 59,272 | 130,135 |
| Proven Absentees in S1 | 3,816 | 2,800 | 6,616 |
| Aggregate 29-and above admitted | 2,859 | 3,343 | 6,202 |
| USE Share of S1 Enrolment | 96% | 95% | 96% |
| Gender Proportion | 54.61% | 45.39% | |
| Total (USE plus Non USE) Counted in S1 | 77,600 | 65,578 | 143,178 |
| | | | |
| S2 USE Eligible (Admitted within 4 - 28 Aggregate Range) | 71,428 | 60,354 | 131,782 |
| Total Counted in S2 | 66,440 | 56,693 | 123,133 |
| Proven Absentees in S2 | 4,988 | 3,661 | 8,649 |
| Aggregate 29-and above admitted | 1,891 | 2,293 | 4,184 |
| USE Share of S2 Enrolment | 97% | 96% | 96% |
| Gender Proportion | 54% | 46% | |
| Total Enrolled (USE plus Non USE) in Term 1 - S2 | 73,822 | 62,974 | 136,796 |
| | | | |
| S3 USE Eligible (Admitted within 4 - 28 Aggregate Range) | 60,569 | 49,644 | 110,213 |
| Total Counted in S3 | 55,830 | 46,385 | 102,215 |
| Proven Absentees in S3 | 4,869 | 3,393 | 8,262 |
| Aggregate 29-and above admitted | 2,136 | 2,191 | 4,327 |
| USE Share of S3 Enrolment | 95% | 95% | 95% |
| Gender Proportion | 55% | 45% | |
| Total Enrolled (USE plus Non USE) in Term 1 - S3 | 63,469 | 52,241 | 115,710 |
| | | | |
| S4 USE Eligible (Admitted within 4 - 28 Aggregate Range) | 56,106 | 43,702 | 99,808 |
| Total Counted in S4 | 52,619 | 41,128 | 93,747 |
| Proven Absentees in S4 | 3,576 | 2,641 | 6,217 |
| Aggregate 29-and above admitted | 2,663 | 2,522 | 5,185 |
| USE Share of S4 Enrolment | 93% | 92% | 92% |
| Gender Proportion | 56% | 44% | |
| Total Enrolled (USE plus Non USE) in Term 1 - S4 | 60,621 | 47,716 | 108,337 |
| | | | |
| | Male | Female | Total |
| S1-4 USE Eligible (Admitted within 4 - 28 Aggregate Range) | 262,782 | 215,772 | 478,554 |
| S1-4 Aggregate 29-and above admitted | 9,549 | 10,349 | 19,898 |
| S1-4 USE Eligible Students' Share of Enrolment | 95% | 94% | 95% |
| Gender Proportion of USE eligible students | 55% | 45% | |
| Total Enrolled (USE plus Non USE) in Term 1 - S1-4 | 275,512 | 228,509 | 504,021 |
| | | | |
| | Male | Female | Total |
| S5 UPOLET Eligible (DIV 1-3) | 14,390 | 6,629 | 21,019 |
| S5 Sciences | 6,730 | 2,010 | 8,740 |
| S5 Arts | 7,660 | 4,619 | 12,279 |
| S5 UPOLET Eligible Students' Share of Enrolment | 93% | 91% | 92% |
| Gender Proportion of USE eligible students | 68% | 32% | |
| Total Enrolled (USE plus Non USE) in Term 1 - S5 | 15,469 | 7,299 | 22,768 |
| | | | |
| S6 UPOLET Eligible (DIV 1-3) | 15,223 | 6,840 | 22,063 |
| S6 Sciences | 6,308 | 1,722 | 8,030 |
| S6 Arts | 8,915 | 5,118 | 14,033 |
| S6 UPOLET Eligible Students' Share of Enrolment | 92% | 90% | 92% |

Ministry of Education and Sports
National USE/UPPET and UPOLET Headcount 2014

| | | | |
|--|-----------|-----------|---------|
| Gender Proportion of USE eligible students | 69% | 31% | |
| Total Enrolled (USE plus Non USE) in Term 1 - S6 | 16,538 | 7,559 | 24,097 |
| UPOLET Eligible (DIV 1-3) | 29,613 | 13,469 | 43,082 |
| Sciences | 13,038 | 3,732 | 16,770 |
| Arts | 16,575 | 9,737 | 26,312 |
| UPOLET Eligible Students' Share of Enrolment | 93% | 91% | 92% |
| Gender Proportion of USE eligible students | 69% | 31% | |
| Total Enrolled (USE plus Non USE) in Term 1 - S6 | 32,007 | 14,858 | 46,865 |
| | | | |
| | Male | Female | Total |
| Total Enrolment (USE plus Non USE) | 307,519 | 243,367 | 550,886 |
| Gender Proportion | 56% | 44% | |
| Facilities | | | |
| Rooms in use | Permanent | Temporary | Total |
| Classrooms | 9,272 | 983 | 10,255 |
| Laboratories | 1,399 | 98 | 1,497 |
| Latrine Blocks | 3,698 | 488 | 4,186 |
| Libraries | 358 | 109 | 467 |
| Student Classroom Ratio | | | 54 |
| Student Teacher Ratio | | | 37 |
| Student Latrine Ratio | | | 132 |
| Teaching Staff | | | |
| Gender | Male | Female | Total |
| Science Teachers | 10,572 | 1,480 | 12,086 |
| Arts Teachers | 12,928 | 6,268 | 19,196 |
| Teachers on Payroll | 5,885 | 1,986 | 7,871 |
| Teachers not on Payroll | 5,310 | 1,730 | 7,040 |
| Total Teachers | 11,195 | 3,716 | 14,911 |

Annex 7 **USE Headcount Public Private Partnership result summary**

| Public Private Partnership Secondary Schools | Apr-14 | | |
|--|---------|---------|---------|
| | Male | Female | Total |
| S1 USE Eligible (Admitted within 4 - 28 Aggregate Range) | 60,827 | 56,005 | 116,832 |
| Total Counted in S1 | 56,441 | 52,276 | 108,717 |
| Proven Absentees in S1 | 4,386 | 3,729 | 8,115 |
| Aggregate 29-and above admitted | 3,480 | 4,528 | 8,008 |
| USE Share of S1 Enrolment | 94% | 93% | 93% |
| Gender Proportion | 52% | 48% | |
| Total Enrolled (USE plus Non USE) in Term 2 - S1 | 64,665 | 60,501 | 125,166 |
| | | | |
| S2 USE Eligible (Admitted within 4 - 28 Aggregate Range) | 56,767 | 53,067 | 109,834 |
| Total Counted in S2 | 52,036 | 48,832 | 100,868 |
| Proven Absentees in S2 | 4,731 | 4,235 | 8,966 |
| Aggregate 29-and above admitted | 2,800 | 3,058 | 5,858 |
| USE Share of S2 Enrolment | 94% | 94% | 94% |
| Gender Proportion | 52% | 48% | |
| Total Enrolled (USE plus Non USE) in Term 1 - S2 | 60,134 | 56,365 | 116,499 |
| | | | |
| S3 USE Eligible (Admitted within 4 - 28 Aggregate Range) | 49,180 | 45,194 | 94,374 |
| Total Counted in S3 | 44,593 | 41,239 | 85,832 |
| Proven Absentees in S3 | 4,721 | 4,095 | 8,816 |
| Aggregate 29-and above admitted | 2,678 | 2,989 | 5,667 |
| USE Share of S3 Enrolment | 93% | 93% | 93% |
| Gender Proportion | 52% | 48% | |
| Total Enrolled (USE plus Non USE) in Term 1 - S3 | 52,789 | 48,673 | 101,462 |
| | | | |
| | Male | Female | Total |
| S4 USE Eligible (Admitted within 4 - 28 Aggregate Range) | 40,263 | 33,619 | 73,882 |
| Total Counted in S4 | 37,761 | 31,647 | 69,408 |
| Proven Absentees in S4 | 3,662 | 3,039 | 6,701 |
| Aggregate 29-and above admitted | 3,290 | 3,114 | 6,404 |
| USE Share of S4 Enrolment | 87% | 85% | 86% |
| Gender Proportion | 54% | 46% | |
| Total Enrolled (USE plus Non USE) in Term 1 - S4 | 46,188 | 39,765 | 85,953 |
| | | | |
| | Male | Female | Total |
| S1-4 USE Eligible (Admitted within 4 - 28 Aggregate Range) | 207,037 | 187,885 | 394,922 |
| S1-4Aggregate 29-and above admitted | 12,248 | 13,689 | 25,937 |
| S1-4 USE Eligible Students' Share of Enrolment | 93% | 92% | 92% |
| Gender Proportion of USE eligible students | 52% | 48% | |
| Total Enrolled (USE plus Non USE) in Term 1 - S1-4 | 223,776 | 205,304 | 429,080 |
| | | | |
| | Male | Female | Total |
| S5 UPOLET Eligible (DIV 1-3) | 7,318 | 4,398 | 11,716 |
| S5 Sciences | 2,546 | 1,087 | 3,633 |
| S5 Arts | 4,772 | 3,311 | 8,083 |
| S5 UPOLET Eligible Students' Share of Enrolment | 83% | 82% | 83% |
| Gender Proportion of USE eligible students | 62% | 38% | |
| Total Enrolled (USE plus Non USE) in Term 1 - S5 | 8,790 | 5,379 | 14,169 |
| | | | |
| S6 UPOLET Eligible (DIV 1-3) | 6,981 | 4,030 | 11,011 |
| S6 Sciences | 2,347 | 946 | 3,293 |
| S6 Arts | 4,634 | 3,084 | 7,718 |
| S6 UPOLET Eligible Students' Share of Enrolment | 84% | 82% | 83% |
| Gender Proportion of USE eligible students | 63% | 37% | |

| | | | |
|--|-----------|-----------|---------|
| Total Enrolled (USE plus Non USE) in Term 1 - S6 | 8,311 | 4,923 | 13,234 |
| UPOLET Eligible (DIV 1-3) | 14,299 | 8,428 | 22,727 |
| Sciences | 4,893 | 2,033 | 6,926 |
| Arts | 9,406 | 6,395 | 15,801 |
| UPOLET Eligible Students' Share of Enrolment | 84% | 82% | 83% |
| Gender Proportion of USE eligible students | 63% | 37% | |
| Total Enrolled (USE plus Non USE) in Term 1 - S6 | 17,101 | 10,302 | 27,403 |
| | Male | Female | Total |
| Total Enrolment (USE plus Non USE) | 240,877 | 215,606 | 456,483 |
| Gender Proportion | 53% | 47% | |
| Rooms in use | Permanent | Temporary | Total |
| Classrooms | 6,598 | 408 | 7,006 |
| Laboratories | 1,042 | 80 | 1,122 |
| Latrine Blocks | 2,385 | 258 | 2,643 |
| Libraries | 539 | 110 | 649 |
| Student Classroom Ratio | | | 65 |
| Student Teacher Ratio | | | 36 |
| Student Latrine Ratio | | | 173 |
| Teaching Staff | | | |
| Gender | Male | Female | Total |
| Science Teachers | 3,939 | 562 | 4,512 |
| Arts Teachers | 6,050 | 2,317 | 8,367 |
| Total Teachers | 9,858 | 2,840 | 12,698 |

Annex 8 USE Headcount 2013 District Result Summaries
LOCAL GOVERNMENT SUMMARY (OVERALL)

| SN | District | USE No. of Schools | UPOLET No. of Schools | Total School Enrolment | Total USE Eligible Students | Total UPOLET Eligible Students | USE Expected Capitation per term | UPOLET Expected Capitation per term |
|----|--------------|--------------------|-----------------------|------------------------|-----------------------------|--------------------------------|----------------------------------|-------------------------------------|
| 1 | ABIM | 4 | 4 | 3,081 | 2,523 | 307 | 106,401,000 | 24,770,000 |
| 2 | ADJUMANI | 8 | 8 | 3,454 | 2,640 | 197 | 109,980,000 | 15,840,000 |
| 3 | AGAGO | 8 | 8 | 2,861 | 2,742 | 120 | 112,422,000 | 9,600,000 |
| 4 | ALEBTONG | 7 | 7 | 2,716 | 2,440 | 47 | 102,998,000 | 3,760,000 |
| 5 | AMOLATAR | 7 | 7 | 2,548 | 2,197 | 121 | 91,379,000 | 9,680,000 |
| 6 | AMUDAT | 2 | 2 | 303 | 271 | 16 | 11,111,000 | 1,280,000 |
| 7 | AMURIA | 16 | 16 | 7,226 | 6,119 | 466 | 267,961,000 | 38,805,000 |
| 8 | AMURU | 5 | 5 | 2,781 | 2,509 | 103 | 103,019,000 | 8,240,000 |
| 9 | APAC | 14 | 14 | 4,521 | 4,050 | 265 | 169,260,000 | 21,200,000 |
| 10 | ARUA | 32 | 32 | 11,518 | 9,902 | 422 | 429,148,000 | 34,750,000 |
| 11 | ARUA MC | 5 | 5 | 3,705 | 2,884 | 345 | 122,846,000 | 27,600,000 |
| 12 | BUDAKA | 11 | 11 | 9,288 | 8,349 | 472 | 373,203,000 | 39,785,000 |
| 13 | BUDUDA | 8 | 8 | 5,632 | 4,990 | 373 | 210,278,000 | 29,840,000 |
| 14 | BUGIRI | 16 | 16 | 11,501 | 10,237 | 528 | 452,627,000 | 43,050,000 |
| 15 | BUHWEJU | 5 | 5 | 1,618 | 1,370 | 97 | 57,700,000 | 7,760,000 |
| 16 | BUKWE | 29 | 29 | 15,438 | 13,132 | 1,275 | 589,514,000 | 105,480,000 |
| 17 | BUKEDEA | 10 | 10 | 6,193 | 5,561 | 275 | 243,493,000 | 22,455,000 |
| 18 | BUKOMANSIMBI | 13 | 13 | 6,693 | 5,745 | 311 | 251,331,000 | 25,415,000 |
| 19 | BUKWO | 10 | 10 | 5,633 | 4,900 | 672 | 208,244,000 | 53,760,000 |
| 20 | BULAMBULI | 13 | 13 | 6,699 | 6,147 | 343 | 271,371,000 | 28,360,000 |
| 21 | BULIISA | 5 | 5 | 2,208 | 1,960 | 150 | 86,354,000 | 12,565,000 |
| 22 | BUNDIBUGYO | 12 | 12 | 5,254 | 4,584 | 130 | 198,336,000 | 10,400,000 |
| 23 | BUSHENYI | 11 | 11 | 6,447 | 5,224 | 765 | 222,902,000 | 61,895,000 |
| 24 | BUSHENYI MC | 3 | 3 | 1,252 | 974 | 243 | 41,530,000 | 19,440,000 |
| 25 | BUSIA | 16 | 16 | 9,875 | 8,814 | 492 | 376,002,000 | 39,785,000 |
| 26 | BUSIA MC | 4 | 4 | 3,624 | 2,856 | 218 | 125,124,000 | 17,710,000 |
| 27 | BUTALEJA | 14 | 14 | 7,681 | 6,825 | 346 | 290,673,000 | 28,125,000 |
| 28 | BUTAMBALA | 16 | 16 | 9,374 | 7,724 | 971 | 340,360,000 | 79,780,000 |
| 29 | BUVUMA | 3 | 3 | 446 | 399 | - | 18,033,000 | - |
| 30 | BUYENDE | 12 | 12 | 7,474 | 6,404 | 429 | 289,150,000 | 36,055,000 |
| 31 | DOKOLO | 7 | 7 | 3,597 | 3,356 | 143 | 140,410,000 | 11,530,000 |
| 32 | ENTEBBE MC | 2 | 2 | 2,623 | 2,384 | 224 | 97,744,000 | 17,920,000 |
| 33 | FORT PORTAL | 7 | 7 | 5,632 | 4,593 | 674 | 194,739,000 | 54,505,000 |
| 34 | GOMBA | 12 | 12 | 4,051 | 3,483 | 238 | 149,253,000 | 19,495,000 |
| 35 | GULU | 12 | 12 | 4,566 | 4,168 | 227 | 174,914,000 | 18,400,000 |
| 36 | GULU MC | 6 | 6 | 6,354 | 5,546 | 623 | 230,008,000 | 50,025,000 |
| 37 | HOIMA | 14 | 14 | 6,682 | 6,283 | 102 | 275,795,000 | 8,160,000 |
| 38 | HOIMA MC | 12 | 12 | 11,063 | 10,032 | 727 | 449,322,000 | 59,355,000 |
| 39 | IBANDA | 14 | 14 | 6,488 | 5,700 | 413 | 239,928,000 | 33,215,000 |
| 40 | IGANGA | 34 | 34 | 23,023 | 20,082 | 1,037 | 902,220,000 | 85,900,000 |
| 41 | IGANGA MC | 5 | 5 | 7,022 | 6,066 | 719 | 285,102,000 | 61,115,000 |
| 42 | ISINGIRO | 20 | 20 | 6,930 | 6,069 | 359 | 257,643,000 | 28,720,000 |
| 43 | JINJA | 23 | 23 | 14,111 | 12,850 | 677 | 565,760,000 | 54,920,000 |
| 44 | JINJA MC | 3 | 3 | 1,880 | 1,782 | 63 | 83,754,000 | 5,355,000 |
| 45 | KAABONG | 3 | 3 | 1,621 | 1,182 | 131 | 50,052,000 | 10,525,000 |
| 46 | KABALE | 36 | 36 | 14,157 | 12,477 | 756 | 524,607,000 | 60,625,000 |
| 47 | KABALE MC | 2 | 2 | 1,915 | 1,659 | 267 | 68,019,000 | 21,360,000 |
| 48 | KABAROLE | 19 | 19 | 12,284 | 11,401 | 639 | 491,069,000 | 51,845,000 |
| 49 | KABERAMAIDO | 12 | 12 | 5,801 | 4,945 | 217 | 213,353,000 | 17,555,000 |
| 50 | KALANGALA | 3 | 3 | 529 | 444 | 56 | 18,204,000 | 4,480,000 |
| 51 | KALIRO | 10 | 10 | 11,052 | 9,897 | 763 | 429,351,000 | 61,575,000 |
| 52 | KALUNGU | 21 | 21 | 10,677 | 8,630 | 1,051 | 386,746,000 | 87,120,000 |
| 53 | KAMPALA | 21 | 21 | 20,133 | 16,333 | 1,436 | 702,587,000 | 116,315,000 |
| 54 | KAMULI | 29 | 29 | 23,043 | 19,569 | 1,433 | 878,085,000 | 119,680,000 |
| 55 | KAMWENGE | 20 | 20 | 7,735 | 6,928 | 293 | 301,268,000 | 23,560,000 |

Ministry of Education and Sports
National USE/UPPET and UPOLET Headcount 2014

| SN | District | USE No. of Schools | UPOLET No. of Schools | Total School Enrolment | Total USE Eligible Students | Total UPOLET Eligible Students | USE Expected Capitation per term | UPOLET Expected Capitation per term |
|-----|-------------|--------------------|-----------------------|------------------------|-----------------------------|--------------------------------|----------------------------------|-------------------------------------|
| 56 | KANUNGU | 26 | 26 | 9,501 | 8,347 | 707 | 358,055,000 | 56,695,000 |
| 57 | KAPCHORWA | 6 | 6 | 4,109 | 3,811 | 260 | 160,535,000 | 20,800,000 |
| 58 | KASESE | 45 | 45 | 20,384 | 17,831 | 1,157 | 791,617,000 | 93,100,000 |
| 59 | KASESE MC | 6 | 6 | 3,569 | 2,875 | 562 | 123,233,000 | 45,615,000 |
| 60 | KATAKWI | 10 | 10 | 3,406 | 3,089 | 84 | 130,459,000 | 6,760,000 |
| 61 | KAYUNGA | 20 | 20 | 12,644 | 10,315 | 913 | 467,135,000 | 76,375,000 |
| 62 | KIBAALE | 38 | 38 | 15,472 | 13,478 | 595 | 589,642,000 | 48,180,000 |
| 63 | KIBOGA | 9 | 9 | 3,234 | 3,002 | 70 | 134,044,000 | 5,600,000 |
| 64 | KIBUKU | 9 | 9 | 7,567 | 6,485 | 611 | 289,681,000 | 51,295,000 |
| 65 | KIRUHURA | 12 | 12 | 4,909 | 4,449 | 297 | 185,979,000 | 23,760,000 |
| 66 | KIRYANDONGO | 7 | 7 | 4,107 | 3,698 | 155 | 161,050,000 | 12,735,000 |
| 67 | KISORO | 17 | 17 | 6,634 | 6,227 | 141 | 263,485,000 | 11,345,000 |
| 68 | KITGUM | 21 | 21 | 12,608 | 11,527 | 897 | 524,465,000 | 74,840,000 |
| 69 | KOBOKO | 14 | 14 | 6,305 | 4,655 | 258 | 208,195,000 | 21,215,000 |
| 70 | KOLE | 7 | 7 | 4,416 | 3,747 | 173 | 156,219,000 | 13,840,000 |
| 71 | KOTIDO | 2 | 2 | 2,396 | 1,974 | 340 | 81,384,000 | 27,200,000 |
| 72 | KUMI | 9 | 9 | 6,171 | 5,165 | 188 | 221,677,000 | 15,040,000 |
| 73 | KWEEN | 9 | 9 | 4,958 | 4,304 | 261 | 187,816,000 | 20,880,000 |
| 74 | KYANKWANZI | 10 | 10 | 3,545 | 3,034 | 139 | 132,014,000 | 11,120,000 |
| 75 | KYEGEGWA | 7 | 7 | 3,216 | 2,822 | 166 | 116,938,000 | 13,280,000 |
| 76 | KYENJOJO | 15 | 15 | 8,344 | 7,507 | 351 | 325,193,000 | 28,495,000 |
| 77 | LAMWO | 6 | 6 | 1,769 | 1,517 | 37 | 63,109,000 | 2,960,000 |
| 78 | LIRA | 16 | 16 | 12,832 | 11,165 | 900 | 499,243,000 | 73,570,000 |
| 79 | LIRA MC | 8 | 8 | 5,865 | 4,455 | 698 | 198,735,000 | 56,870,000 |
| 80 | LUUKA | 15 | 15 | 11,484 | 10,305 | 468 | 458,397,000 | 37,940,000 |
| 81 | LUWEERO | 47 | 47 | 22,103 | 18,799 | 1,579 | 841,733,000 | 129,665,000 |
| 82 | LWENGO | 21 | 21 | 11,099 | 9,131 | 893 | 405,799,000 | 74,085,000 |
| 83 | LYANTONDE | 6 | 6 | 2,897 | 2,508 | 257 | 105,492,000 | 20,560,000 |
| 84 | MANAFWA | 26 | 26 | 18,090 | 16,056 | 1,108 | 701,526,000 | 90,335,000 |
| 85 | MARACHA | 8 | 8 | 3,616 | 3,150 | 228 | 133,866,000 | 18,240,000 |
| 86 | MASAKA | 18 | 18 | 6,911 | 5,967 | 394 | 267,285,000 | 32,455,000 |
| 87 | MASAKA MC | 10 | 10 | 4,844 | 4,042 | 347 | 183,980,000 | 28,625,000 |
| 88 | MASINDI | 5 | 5 | 2,771 | 2,487 | 160 | 101,967,000 | 12,800,000 |
| 89 | MASINDI MC | 9 | 9 | 6,113 | 5,491 | 422 | 245,261,000 | 34,355,000 |
| 90 | MAYUGE | 22 | 22 | 15,000 | 13,600 | 660 | 606,002,000 | 53,795,000 |
| 91 | MBALE | 23 | 23 | 14,831 | 12,806 | 1,036 | 556,648,000 | 85,165,000 |
| 92 | MBALE MC | 8 | 8 | 12,892 | 10,795 | 1,767 | 484,175,000 | 146,865,000 |
| 93 | MBARARA | 20 | 20 | 9,336 | 8,038 | 730 | 352,166,000 | 59,560,000 |
| 94 | MBARARA MC | 6 | 6 | 3,248 | 2,671 | 552 | 112,841,000 | 45,175,000 |
| 95 | MITOOMA | 18 | 18 | 9,451 | 8,203 | 852 | 353,159,000 | 68,210,000 |
| 96 | MITYANA | 25 | 25 | 11,857 | 9,943 | 1,028 | 444,839,000 | 86,315,000 |
| 97 | MOROTO | 1 | 1 | 403 | 373 | - | 15,293,000 | - |
| 98 | MOROTO MC | 2 | 2 | 1,263 | 962 | 173 | 40,750,000 | 13,840,000 |
| 99 | MOYO | 10 | 10 | 4,279 | 3,484 | 162 | 154,592,000 | 13,110,000 |
| 100 | MPIGI | 27 | 27 | 9,835 | 8,324 | 614 | 375,724,000 | 50,840,000 |
| 101 | MUBENDE | 31 | 31 | 17,811 | 14,910 | 1,362 | 648,450,000 | 111,655,000 |
| 102 | MUKONO | 35 | 35 | 20,824 | 17,490 | 1,951 | 775,584,000 | 162,510,000 |
| 103 | MUKONO MC | 4 | 4 | 3,757 | 3,288 | 384 | 146,814,000 | 31,490,000 |
| 104 | NAKAPIRIPIT | 4 | 4 | 1,187 | 1,046 | 7 | 42,886,000 | 560,000 |
| 105 | NAKASEKE | 13 | 13 | 5,064 | 4,506 | 213 | 192,660,000 | 17,165,000 |
| 106 | NAKASONGOLA | 12 | 12 | 6,965 | 6,344 | 282 | 270,154,000 | 22,690,000 |
| 107 | NAMAYINGO | 7 | 7 | 4,045 | 3,503 | 138 | 152,077,000 | 11,235,000 |
| 108 | NAMUTUMBA | 16 | 16 | 12,262 | 10,609 | 1,016 | 480,311,000 | 84,465,000 |
| 109 | NAPAK | 3 | 3 | 1,282 | 1,156 | 30 | 49,676,000 | 2,400,000 |
| 110 | NEBBI | 19 | 19 | 7,786 | 6,545 | 359 | 283,495,000 | 28,720,000 |
| 111 | NGORA | 8 | 8 | 5,239 | 4,429 | 349 | 187,997,000 | 27,920,000 |
| 112 | NTOROKO | 3 | 3 | 1,332 | 1,166 | 43 | 47,806,000 | 3,440,000 |
| 113 | NTUNGAMO | 27 | 27 | 14,211 | 12,889 | 832 | 565,001,000 | 67,760,000 |
| 114 | NTUNGAMO MC | 2 | 2 | 1,410 | 1,284 | 119 | 52,644,000 | 9,520,000 |

Ministry of Education and Sports
National USE/UPPET and UPOLET Headcount 2014

| SN | District | USE No. of Schools | UPOLET No. of Schools | Total School Enrolment | Total USE Eligible Students | Total UPOLET Eligible Students | USE Expected Capitation per term | UPOLET Expected Capitation per term |
|-----|--------------------|--------------------|-----------------------|------------------------|-----------------------------|--------------------------------|----------------------------------|-------------------------------------|
| 115 | NWOYA | 4 | 4 | 1,625 | 1,466 | 126 | 60,106,000 | 10,080,000 |
| 116 | OTUKE | 4 | 4 | 2,038 | 1,808 | 142 | 74,128,000 | 11,360,000 |
| 117 | OYAM | 9 | 9 | 4,056 | 3,535 | 316 | 144,935,000 | 25,280,000 |
| 118 | PADER | 9 | 9 | 3,105 | 2,914 | 65 | 123,434,000 | 5,200,000 |
| 119 | PALLISA | 23 | 23 | 14,935 | 13,668 | 520 | 600,642,000 | 42,500,000 |
| 120 | RAKAI | 39 | 39 | 19,180 | 16,525 | 1,122 | 714,197,000 | 90,120,000 |
| 121 | RUBIRIZI | 8 | 8 | 4,092 | 3,574 | 109 | 157,892,000 | 8,720,000 |
| 122 | RUKUNGIRI | 27 | 27 | 13,437 | 11,756 | 946 | 495,592,000 | 76,640,000 |
| 123 | RUKUNGIRI MC | 2 | 2 | 1,435 | 1,215 | 159 | 49,815,000 | 12,720,000 |
| 124 | SEMBABULE | 12 | 12 | 5,201 | 4,530 | 304 | 195,546,000 | 24,550,000 |
| 125 | SERERE | 13 | 13 | 8,094 | 7,330 | 253 | 313,610,000 | 20,380,000 |
| 126 | SHEEMA | 18 | 18 | 11,264 | 9,562 | 975 | 417,032,000 | 78,000,000 |
| 127 | SIRONKO | 19 | 19 | 10,082 | 8,244 | 675 | 362,538,000 | 56,210,000 |
| 128 | SOROTI | 9 | 9 | 7,576 | 6,392 | 684 | 286,078,000 | 56,190,000 |
| 129 | SOROTI MC | 5 | 5 | 6,936 | 5,866 | 701 | 252,854,000 | 56,080,000 |
| 130 | TORORO | 30 | 30 | 18,763 | 16,992 | 765 | 743,526,000 | 62,970,000 |
| 131 | TORORO MC | 3 | 3 | 816 | 727 | 25 | 34,169,000 | 2,125,000 |
| 132 | WAKISO | 56 | 56 | 31,173 | 26,301 | 3,289 | 1,169,691,000 | 272,475,000 |
| 133 | YUMBE | 14 | 14 | 6,834 | 6,221 | 360 | 276,295,000 | 28,800,000 |
| 134 | ZOMBO | 10 | 10 | 3,255 | 2,740 | 31 | 120,332,000 | 2,480,000 |
| | Grand Total | 1,820 | 1,820 | 1,007,369 | 873,476 | 65,809 | 38,182,048,000 | 5,378,355,000 |

LOCAL GOVERNMENT SUMMARY (GOVERNMENT AIDED)

| SN | District | USE No. of Schools | UPOLET No. of Schools | Total School Enrolment | Total USE Eligible Students | Total UPOLET Eligible Students | USE Expected Capitation per term | UPOLET Expected Capitation per term |
|----|----------------|--------------------|-----------------------|------------------------|-----------------------------|--------------------------------|----------------------------------|-------------------------------------|
| 1 | ABIM | 3 | 3 | 2,466 | 2,030 | 265 | 83,230,000 | 21,200,000 |
| 2 | ADJUMANI | 6 | 6 | 2,924 | 2,350 | 181 | 96,350,000 | 14,480,000 |
| 3 | AGAGO | 8 | 8 | 2,861 | 2,742 | 120 | 112,422,000 | 9,600,000 |
| 4 | ALEBTONG | 6 | 6 | 2,218 | 1,947 | 47 | 79,827,000 | 3,760,000 |
| 5 | AMOLATAR | 6 | 6 | 2,316 | 1,980 | 121 | 81,180,000 | 9,680,000 |
| 6 | AMUDAT | 2 | 2 | 303 | 271 | 16 | 11,111,000 | 1,280,000 |
| 7 | AMURIA | 10 | 10 | 3,727 | 3,272 | 161 | 134,152,000 | 12,880,000 |
| 8 | AMURU | 4 | 4 | 2,754 | 2,484 | 103 | 101,844,000 | 8,240,000 |
| 9 | APAC | 11 | 11 | 3,885 | 3,515 | 265 | 144,115,000 | 21,200,000 |
| 10 | ARUA | 20 | 20 | 6,802 | 6,041 | 224 | 247,681,000 | 17,920,000 |
| 11 | ARUA MC | 2 | 2 | 2,547 | 2,117 | 345 | 86,797,000 | 27,600,000 |
| 12 | BUDAKA | 5 | 5 | 3,392 | 3,200 | 67 | 131,200,000 | 5,360,000 |
| 13 | BUDUDA | 6 | 6 | 4,636 | 4,042 | 373 | 165,722,000 | 29,840,000 |
| 14 | BUGIRI | 7 | 7 | 5,517 | 4,752 | 366 | 194,832,000 | 29,280,000 |
| 15 | BUHWEJU | 4 | 4 | 1,344 | 1,115 | 97 | 45,715,000 | 7,760,000 |
| 16 | BUIKWE | 8 | 8 | 5,437 | 4,615 | 579 | 189,215,000 | 46,320,000 |
| 17 | BUKEDEA | 5 | 5 | 3,279 | 2,979 | 184 | 122,139,000 | 14,720,000 |
| 18 | BUKOMANSIMBI | 7 | 7 | 3,663 | 3,114 | 204 | 127,674,000 | 16,320,000 |
| 19 | BUKWO | 6 | 6 | 4,411 | 3,676 | 672 | 150,716,000 | 53,760,000 |
| 20 | BULAMBULI | 7 | 7 | 3,056 | 2,923 | 159 | 119,843,000 | 12,720,000 |
| 21 | BULIISA | 3 | 3 | 1,039 | 961 | 37 | 39,401,000 | 2,960,000 |
| 22 | BUNDIBUGYO | 8 | 8 | 3,196 | 2,852 | 130 | 116,932,000 | 10,400,000 |
| 23 | BUSHENYI | 6 | 6 | 4,694 | 3,771 | 626 | 154,611,000 | 50,080,000 |
| 24 | BUSHENYI MC | 2 | 2 | 986 | 708 | 243 | 29,028,000 | 19,440,000 |
| 25 | BUSIA | 11 | 11 | 7,096 | 6,376 | 407 | 261,416,000 | 32,560,000 |
| 26 | BUSIA MC | 1 | 1 | 1,958 | 1,518 | 164 | 62,238,000 | 13,120,000 |
| 27 | BUTALEJA | 10 | 10 | 5,675 | 5,017 | 257 | 205,697,000 | 20,560,000 |
| 28 | BUTAMBALA | 7 | 7 | 4,691 | 3,778 | 551 | 154,898,000 | 44,080,000 |
| 29 | BUVUMA | 1 | 1 | 146 | 120 | - | 4,920,000 | - |
| 30 | BUYENDE | 4 | 4 | 2,247 | 1,973 | 82 | 80,893,000 | 6,560,000 |
| 31 | DOKOLO | 5 | 5 | 3,068 | 2,887 | 125 | 118,367,000 | 10,000,000 |
| 32 | ENTEBBE MC | 2 | 2 | 2,623 | 2,384 | 224 | 97,744,000 | 17,920,000 |
| 33 | FORT PORTAL MC | 4 | 4 | 4,374 | 3,522 | 557 | 144,402,000 | 44,560,000 |
| 34 | GOMBA | 6 | 6 | 2,749 | 2,408 | 147 | 98,728,000 | 11,760,000 |
| 35 | GULU | 11 | 11 | 3,841 | 3,497 | 179 | 143,377,000 | 14,320,000 |
| 36 | GULU MC | 5 | 5 | 5,857 | 5,109 | 586 | 209,469,000 | 46,880,000 |
| 37 | HOIMA | 8 | 8 | 3,527 | 3,251 | 102 | 133,291,000 | 8,160,000 |
| 38 | HOIMA MC | 4 | 4 | 4,230 | 3,697 | 488 | 151,577,000 | 39,040,000 |
| 39 | IBANDA | 9 | 9 | 5,282 | 4,662 | 378 | 191,142,000 | 30,240,000 |
| 40 | IGANGA | 10 | 10 | 7,986 | 6,939 | 449 | 284,499,000 | 35,920,000 |
| 41 | IGANGA MC | | | | | | | |
| 42 | ISINGIRO | 13 | 13 | 5,375 | 4,600 | 359 | 188,600,000 | 28,720,000 |
| 43 | JINJA | 9 | 9 | 7,043 | 6,365 | 525 | 260,965,000 | 42,000,000 |
| 44 | JINJA MC | | | | | | | |
| 45 | KAABONG | 2 | 2 | 1,271 | 917 | 122 | 37,597,000 | 9,760,000 |
| 46 | KABALE | 26 | 26 | 11,518 | 10,302 | 727 | 422,382,000 | 58,160,000 |
| 47 | KABALE MC | 2 | 2 | 1,915 | 1,659 | 267 | 68,019,000 | 21,360,000 |
| 48 | KABAROLE | 11 | 11 | 7,959 | 7,463 | 494 | 305,983,000 | 39,520,000 |
| 49 | KABERAMAIDO | 8 | 8 | 3,763 | 3,177 | 178 | 130,257,000 | 14,240,000 |
| 50 | KALANGALA | 3 | 3 | 529 | 444 | 56 | 18,204,000 | 4,480,000 |
| 51 | KALIRO | 5 | 5 | 6,902 | 5,968 | 656 | 244,688,000 | 52,480,000 |
| 52 | KALUNGU | 8 | 8 | 4,070 | 3,144 | 443 | 128,904,000 | 35,440,000 |
| 53 | KAMPALA | 9 | 9 | 12,835 | 10,844 | 1,149 | 444,604,000 | 91,920,000 |
| 54 | KAMULI | 10 | 10 | 7,985 | 6,943 | 425 | 284,663,000 | 34,000,000 |
| 55 | KAMWENGE | 10 | 10 | 4,588 | 4,058 | 269 | 166,378,000 | 21,520,000 |
| 56 | KANUNGU | 15 | 15 | 6,656 | 5,709 | 680 | 234,069,000 | 54,400,000 |

Ministry of Education and Sports
National USE/UPPET and UPOLET Headcount 2014

| SN | District | USE No. of Schools | UPOLET No. of Schools | Total School Enrolment | Total USE Eligible Students | Total UPOLET Eligible Students | USE Expected Capitation per term | UPOLET Expected Capitation per term |
|-----|-------------|--------------------|-----------------------|------------------------|-----------------------------|--------------------------------|----------------------------------|-------------------------------------|
| 57 | KAPCHORWA | 4 | 4 | 3,317 | 3,097 | 260 | 126,977,000 | 20,800,000 |
| 58 | KASESE | 17 | 17 | 9,031 | 7,740 | 1,049 | 317,340,000 | 83,920,000 |
| 59 | KASESE MC | 3 | 3 | 2,419 | 1,982 | 431 | 81,262,000 | 34,480,000 |
| 60 | KATAKWI | 7 | 7 | 2,697 | 2,454 | 76 | 100,614,000 | 6,080,000 |
| 61 | KAYUNGA | 6 | 6 | 3,411 | 2,945 | 246 | 120,745,000 | 19,680,000 |
| 62 | KIBAALE | 18 | 18 | 8,238 | 7,304 | 479 | 299,464,000 | 38,320,000 |
| 63 | KIBOGA | 5 | 5 | 1,271 | 1,175 | 70 | 48,175,000 | 5,600,000 |
| 64 | KIBUKU | 4 | 4 | 2,778 | 2,519 | 128 | 103,279,000 | 10,240,000 |
| 65 | KIRUHURA | 10 | 10 | 4,302 | 3,854 | 297 | 158,014,000 | 23,760,000 |
| 66 | KIRYANDONGO | 4 | 4 | 2,346 | 2,126 | 88 | 87,166,000 | 7,040,000 |
| 67 | KISORO | 11 | 11 | 5,129 | 4,864 | 128 | 199,424,000 | 10,240,000 |
| 68 | KITGUM | 9 | 9 | 3,333 | 2,884 | 281 | 118,244,000 | 22,480,000 |
| 69 | KOBOKO | 6 | 6 | 2,592 | 1,765 | 143 | 72,365,000 | 11,440,000 |
| 70 | KOLE | 5 | 5 | 3,965 | 3,315 | 173 | 135,915,000 | 13,840,000 |
| 71 | KOTIDO | 1 | 1 | 2,239 | 1,899 | 340 | 77,859,000 | 27,200,000 |
| 72 | KUMI | 6 | 6 | 4,049 | 3,513 | 188 | 144,033,000 | 15,040,000 |
| 73 | KWEEN | 4 | 4 | 2,778 | 2,412 | 261 | 98,892,000 | 20,880,000 |
| 74 | KYANKWANZI | 7 | 7 | 2,073 | 1,764 | 139 | 72,324,000 | 11,120,000 |
| 75 | KYEGEGWA | 6 | 6 | 2,995 | 2,616 | 166 | 107,256,000 | 13,280,000 |
| 76 | KYENJOJO | 9 | 9 | 5,129 | 4,606 | 268 | 188,846,000 | 21,440,000 |
| 77 | LAMWO | 4 | 4 | 1,567 | 1,365 | 37 | 55,965,000 | 2,960,000 |
| 78 | LIRA | 8 | 8 | 5,073 | 4,252 | 586 | 174,332,000 | 46,880,000 |
| 79 | LIRA MC | 2 | 2 | 2,557 | 1,775 | 492 | 72,775,000 | 39,360,000 |
| 80 | LUUKA | 6 | 6 | 4,813 | 4,323 | 368 | 177,243,000 | 29,440,000 |
| 81 | LUWEERO | 14 | 14 | 8,426 | 6,970 | 910 | 285,770,000 | 72,800,000 |
| 82 | LWENGO | 7 | 7 | 4,588 | 3,893 | 364 | 159,613,000 | 29,120,000 |
| 83 | LYANTONDE | 4 | 4 | 2,422 | 2,064 | 257 | 84,624,000 | 20,560,000 |
| 84 | MANAFAWA | 13 | 13 | 9,936 | 8,851 | 769 | 362,891,000 | 61,520,000 |
| 85 | MARACHA | 5 | 5 | 2,789 | 2,364 | 228 | 96,924,000 | 18,240,000 |
| 86 | MASAKA | 4 | 4 | 2,511 | 2,194 | 207 | 89,954,000 | 16,560,000 |
| 87 | MASAKA MC | 1 | 1 | 1,182 | 999 | 174 | 40,959,000 | 13,920,000 |
| 88 | MASINDI | 5 | 5 | 2,771 | 2,487 | 160 | 101,967,000 | 12,800,000 |
| 89 | MASINDI MC | 3 | 3 | 2,416 | 2,136 | 303 | 87,576,000 | 24,240,000 |
| 90 | MAYUGE | 7 | 7 | 6,032 | 5,533 | 461 | 226,853,000 | 36,880,000 |
| 91 | MBALE | 13 | 13 | 8,768 | 7,539 | 579 | 309,099,000 | 46,320,000 |
| 92 | MBALE MC | 2 | 2 | 4,552 | 3,865 | 666 | 158,465,000 | 53,280,000 |
| 93 | MBARARA | 10 | 10 | 4,945 | 4,270 | 498 | 175,070,000 | 39,840,000 |
| 94 | MBARARA MC | 3 | 3 | 2,467 | 2,116 | 349 | 86,756,000 | 27,920,000 |
| 95 | MITOOMA | 9 | 9 | 6,315 | 5,397 | 842 | 221,277,000 | 67,360,000 |
| 96 | MITYANA | 10 | 10 | 4,380 | 3,747 | 213 | 153,627,000 | 17,040,000 |
| 97 | MOROTO | 1 | 1 | 403 | 373 | - | 15,293,000 | - |
| 98 | MOROTO MC | 1 | 1 | 1,008 | 744 | 173 | 30,504,000 | 13,840,000 |
| 99 | MOYO | 6 | 6 | 1,934 | 1,526 | 132 | 62,566,000 | 10,560,000 |
| 100 | MPIGI | 6 | 6 | 3,124 | 2,584 | 270 | 105,944,000 | 21,600,000 |
| 101 | MUBENDE | 19 | 19 | 10,255 | 8,720 | 823 | 357,520,000 | 65,840,000 |
| 102 | MUKONO | 17 | 17 | 8,780 | 7,741 | 665 | 317,381,000 | 53,200,000 |
| 103 | MUKONO MC | 1 | 1 | 1,572 | 1,287 | 230 | 52,767,000 | 18,400,000 |
| 104 | NAKAPIRIPIT | 4 | 4 | 1,187 | 1,046 | 7 | 42,886,000 | 560,000 |
| 105 | NAKASEKE | 9 | 9 | 3,576 | 3,187 | 188 | 130,667,000 | 15,040,000 |
| 106 | NAKASONGOLA | 8 | 8 | 5,118 | 4,669 | 256 | 191,429,000 | 20,480,000 |
| 107 | NAMAYINGO | 4 | 4 | 2,431 | 2,094 | 99 | 85,854,000 | 7,920,000 |
| 108 | NAMUTUMBA | 5 | 5 | 3,569 | 3,052 | 379 | 125,132,000 | 30,320,000 |
| 109 | NAPAK | 2 | 2 | 899 | 776 | 30 | 31,816,000 | 2,400,000 |
| 110 | NEBBI | 10 | 10 | 4,850 | 4,020 | 359 | 164,820,000 | 28,720,000 |
| 111 | NGORA | 5 | 5 | 3,919 | 3,361 | 349 | 137,801,000 | 27,920,000 |
| 112 | NTOROKO | 3 | 3 | 1,332 | 1,166 | 43 | 47,806,000 | 3,440,000 |
| 113 | NTUNGAMO | 14 | 14 | 7,462 | 6,797 | 592 | 278,677,000 | 47,360,000 |
| 114 | NTUNGAMO MC | 2 | 2 | 1,410 | 1,284 | 119 | 52,644,000 | 9,520,000 |
| 115 | NWOYA | 4 | 4 | 1,625 | 1,466 | 126 | 60,106,000 | 10,080,000 |

Ministry of Education and Sports
National USE/UPPET and UPOLET Headcount 2014

| SN | District | USE No. of Schools | UPOLET No. of Schools | Total School Enrolment | Total USE Eligible Students | Total UPOLET Eligible Students | USE Expected Capitation per term | UPOLET Expected Capitation per term |
|-----|--------------------|-----------------------|-----------------------------|------------------------------|-----------------------------------|---|--|--|
| 116 | OTUKE | 4 | 4 | 2,038 | 1,808 | 142 | 74,128,000 | 11,360,000 |
| 117 | OYAM | 9 | 9 | 4,056 | 3,535 | 316 | 144,935,000 | 25,280,000 |
| 118 | PADER | 7 | 7 | 2,423 | 2,254 | 65 | 92,414,000 | 5,200,000 |
| 119 | PALLISA | 11 | 11 | 7,402 | 6,959 | 340 | 285,319,000 | 27,200,000 |
| 120 | RAKAI | 23 | 23 | 12,319 | 10,413 | 1,050 | 426,933,000 | 84,000,000 |
| 121 | RUBIRIZI | 4 | 4 | 1,829 | 1,681 | 109 | 68,921,000 | 8,720,000 |
| 122 | RUKUNGIRI | 20 | 20 | 10,653 | 9,490 | 754 | 389,090,000 | 60,320,000 |
| 123 | RUKUNGIRI MC | 2 | 2 | 1,435 | 1,215 | 159 | 49,815,000 | 12,720,000 |
| 124 | SEMBABULE | 7 | 7 | 3,333 | 2,894 | 258 | 118,654,000 | 20,640,000 |
| 125 | SERERE | 8 | 8 | 5,527 | 5,150 | 225 | 211,150,000 | 18,000,000 |
| 126 | SHEEMA | 10 | 10 | 6,844 | 5,397 | 975 | 221,277,000 | 78,000,000 |
| 127 | SIRONKO | 10 | 10 | 4,966 | 4,155 | 233 | 170,355,000 | 18,640,000 |
| 128 | SOROTI | 3 | 3 | 2,805 | 2,391 | 390 | 98,031,000 | 31,200,000 |
| 129 | SOROTI MC | 3 | 3 | 4,532 | 3,808 | 701 | 156,128,000 | 56,080,000 |
| 130 | TORORO | 17 | 17 | 10,172 | 9,183 | 411 | 376,503,000 | 32,880,000 |
| 131 | TORORO MC | | | | | | | |
| 132 | WAKISO | 20 | 20 | 13,569 | 11,076 | 1,418 | 454,116,000 | 113,440,000 |
| 133 | YUMBE | 6 | 6 | 3,082 | 2,682 | 360 | 109,962,000 | 28,800,000 |
| 134 | ZOMBO | 5 | 5 | 1,633 | 1,408 | 31 | 57,728,000 | 2,480,000 |
| | Grand Total | 943 | 943 | 550,886 | 478,554 | 43,082 | 19,620,714,000 | 3,446,560,000 |

LOCAL GOVERNMENT SUMMARY (PARTNERSHIP)

| SN | District | USE No. of Schools | UPOLET No. of Schools | Total School Enrolment | Total USE Eligible Students | Total UPOLET Eligible Students | USE Expected Capitation per term | UPOLET Expected Capitation per term |
|----|----------------|--------------------|-----------------------|------------------------|-----------------------------|--------------------------------|----------------------------------|-------------------------------------|
| 1 | ABIM | 1 | 1 | 615 | 493 | 42 | 23,171,000 | 3,570,000 |
| 2 | ADJUMANI | 2 | 2 | 530 | 290 | 16 | 13,630,000 | 1,360,000 |
| 3 | AGAGO | | | | | | | |
| 4 | ALEBTONG | 1 | 1 | 498 | 493 | - | 23,171,000 | - |
| 5 | AMOLATAR | 1 | 1 | 232 | 217 | - | 10,199,000 | - |
| 6 | AMUDAT | | | | | | | |
| 7 | AMURIA | 6 | 6 | 3,499 | 2,847 | 305 | 133,809,000 | 25,925,000 |
| 8 | AMURU | 1 | 1 | 27 | 25 | - | 1,175,000 | - |
| 9 | APAC | 3 | 3 | 636 | 535 | - | 25,145,000 | - |
| 10 | ARUA | 12 | 12 | 4,716 | 3,861 | 198 | 181,467,000 | 16,830,000 |
| 11 | ARUA MC | 3 | 3 | 1,158 | 767 | - | 36,049,000 | - |
| 12 | BUDAKA | 6 | 6 | 5,896 | 5,149 | 405 | 242,003,000 | 34,425,000 |
| 13 | BUDUDA | 2 | 2 | 996 | 948 | - | 44,556,000 | - |
| 14 | BUGIRI | 9 | 9 | 5,984 | 5,485 | 162 | 257,795,000 | 13,770,000 |
| 15 | BUHWEJU | 1 | 1 | 274 | 255 | - | 11,985,000 | - |
| 16 | BUKWE | 21 | 21 | 10,001 | 8,517 | 696 | 400,299,000 | 59,160,000 |
| 17 | BUKEDEA | 5 | 5 | 2,914 | 2,582 | 91 | 121,354,000 | 7,735,000 |
| 18 | BUKOMANSIMBI | 6 | 6 | 3,030 | 2,631 | 107 | 123,657,000 | 9,095,000 |
| 19 | BUKWO | 4 | 4 | 1,222 | 1,224 | - | 57,528,000 | - |
| 20 | BULAMBULI | 6 | 6 | 3,643 | 3,224 | 184 | 151,528,000 | 15,640,000 |
| 21 | BULIISA | 2 | 2 | 1,169 | 999 | 113 | 46,953,000 | 9,605,000 |
| 22 | BUNDIBUGYO | 4 | 4 | 2,058 | 1,732 | - | 81,404,000 | - |
| 23 | BUSHENYI | 5 | 5 | 1,753 | 1,453 | 139 | 68,291,000 | 11,815,000 |
| 24 | BUSHENYI MC | 1 | 1 | 266 | 266 | - | 12,502,000 | - |
| 25 | BUSIA | 5 | 5 | 2,779 | 2,438 | 85 | 114,586,000 | 7,225,000 |
| 26 | BUSIA MC | 3 | 3 | 1,666 | 1,338 | 54 | 62,886,000 | 4,590,000 |
| 27 | BUTALEJA | 4 | 4 | 2,006 | 1,808 | 89 | 84,976,000 | 7,565,000 |
| 28 | BUTAMBALA | 9 | 9 | 4,683 | 3,946 | 420 | 185,462,000 | 35,700,000 |
| 29 | BUVUMA | 2 | 2 | 300 | 279 | - | 13,113,000 | - |
| 30 | BUYENDE | 8 | 8 | 5,227 | 4,431 | 347 | 208,257,000 | 29,495,000 |
| 31 | DOKOLO | 2 | 2 | 529 | 469 | 18 | 22,043,000 | 1,530,000 |
| 32 | ENTEBBE MC | | | | | | | |
| 33 | FORT PORTAL MC | 3 | 3 | 1,258 | 1,071 | 117 | 50,337,000 | 9,945,000 |
| 34 | GOMBA | 6 | 6 | 1,302 | 1,075 | 91 | 50,525,000 | 7,735,000 |
| 35 | GULU | 1 | 1 | 725 | 671 | 48 | 31,537,000 | 4,080,000 |
| 36 | GULU MC | 1 | 1 | 497 | 437 | 37 | 20,539,000 | 3,145,000 |
| 37 | HOIMA | 6 | 6 | 3,155 | 3,032 | - | 142,504,000 | - |
| 38 | HOIMA MC | 8 | 8 | 6,833 | 6,335 | 239 | 297,745,000 | 20,315,000 |
| 39 | IBANDA | 5 | 5 | 1,206 | 1,038 | 35 | 48,786,000 | 2,975,000 |
| 40 | IGANGA | 24 | 24 | 15,037 | 13,143 | 588 | 617,721,000 | 49,980,000 |
| 41 | IGANGA MC | 5 | 5 | 7,022 | 6,066 | 719 | 285,102,000 | 61,115,000 |
| 42 | ISINGIRO | 7 | 7 | 1,555 | 1,469 | - | 69,043,000 | - |
| 43 | JINJA | 14 | 14 | 7,068 | 6,485 | 152 | 304,795,000 | 12,920,000 |
| 44 | JINJA MC | 3 | 3 | 1,880 | 1,782 | 63 | 83,754,000 | 5,355,000 |
| 45 | KAABONG | 1 | 1 | 350 | 265 | 9 | 12,455,000 | 765,000 |
| 46 | KABALE | 10 | 10 | 2,639 | 2,175 | 29 | 102,225,000 | 2,465,000 |
| 47 | KABALE MC | | | | | | | |
| 48 | KABAROLE | 8 | 8 | 4,325 | 3,938 | 145 | 185,086,000 | 12,325,000 |
| 49 | KABERAMAIDO | 4 | 4 | 2,038 | 1,768 | 39 | 83,096,000 | 3,315,000 |

Ministry of Education and Sports
National USE/UPPET and UPOLET Headcount 2014

| SN | District | USE No. of Schools | UPOLET No. of Schools | Total School Enrolment | Total USE Eligible Students | Total UPOLET Eligible Students | USE Expected Capitation per term | UPOLET Expected Capitation per term |
|-----|-------------|--------------------|-----------------------|------------------------|-----------------------------|--------------------------------|----------------------------------|-------------------------------------|
| 50 | KALANGALA | | | | | | | |
| 51 | KALIRO | 5 | 5 | 4,150 | 3,929 | 107 | 184,663,000 | 9,095,000 |
| 52 | KALUNGU | 13 | 13 | 6,607 | 5,486 | 608 | 257,842,000 | 51,680,000 |
| 53 | KAMPALA | 12 | 12 | 7,298 | 5,489 | 287 | 257,983,000 | 24,395,000 |
| 54 | KAMULI | 19 | 19 | 15,058 | 12,626 | 1,008 | 593,422,000 | 85,680,000 |
| 55 | KAMWENGE | 10 | 10 | 3,147 | 2,870 | 24 | 134,890,000 | 2,040,000 |
| 56 | KANUNGU | 11 | 11 | 2,845 | 2,638 | 27 | 123,986,000 | 2,295,000 |
| 57 | KAPCHORWA | 2 | 2 | 792 | 714 | - | 33,558,000 | - |
| 58 | KASESE | 28 | 28 | 11,353 | 10,091 | 108 | 474,277,000 | 9,180,000 |
| 59 | KASESE MC | 3 | 3 | 1,150 | 893 | 131 | 41,971,000 | 11,135,000 |
| 60 | KATAKWI | 3 | 3 | 709 | 635 | 8 | 29,845,000 | 680,000 |
| 61 | KAYUNGA | 14 | 14 | 9,233 | 7,370 | 667 | 346,390,000 | 56,695,000 |
| 62 | KIBAALE | 20 | 20 | 7,234 | 6,174 | 116 | 290,178,000 | 9,860,000 |
| 63 | KIBOGA | 4 | 4 | 1,963 | 1,827 | - | 85,869,000 | - |
| 64 | KIBUKU | 5 | 5 | 4,789 | 3,966 | 483 | 186,402,000 | 41,055,000 |
| 65 | KIRUHURA | 2 | 2 | 607 | 595 | - | 27,965,000 | - |
| 66 | KIRYANDONGO | 3 | 3 | 1,761 | 1,572 | 67 | 73,884,000 | 5,695,000 |
| 67 | KISORO | 6 | 6 | 1,505 | 1,363 | 13 | 64,061,000 | 1,105,000 |
| 68 | KITGUM | 12 | 12 | 9,275 | 8,643 | 616 | 406,221,000 | 52,360,000 |
| 69 | KOBOKO | 8 | 8 | 3,713 | 2,890 | 115 | 135,830,000 | 9,775,000 |
| 70 | KOLE | 2 | 2 | 451 | 432 | - | 20,304,000 | - |
| 71 | KOTIDO | 1 | 1 | 157 | 75 | - | 3,525,000 | - |
| 72 | KUMI | 3 | 3 | 2,122 | 1,652 | - | 77,644,000 | - |
| 73 | KWEEN | 5 | 5 | 2,180 | 1,892 | - | 88,924,000 | - |
| 74 | KYANKWANZI | 3 | 3 | 1,472 | 1,270 | - | 59,690,000 | - |
| 75 | KYEGEWA | 1 | 1 | 221 | 206 | - | 9,682,000 | - |
| 76 | KYENJOJO | 6 | 6 | 3,215 | 2,901 | 83 | 136,347,000 | 7,055,000 |
| 77 | LAMWO | 2 | 2 | 202 | 152 | - | 7,144,000 | - |
| 78 | LIRA | 8 | 8 | 7,759 | 6,913 | 314 | 324,911,000 | 26,690,000 |
| 79 | LIRA MC | 6 | 6 | 3,308 | 2,680 | 206 | 125,960,000 | 17,510,000 |
| 80 | LUUKA | 9 | 9 | 6,671 | 5,982 | 100 | 281,154,000 | 8,500,000 |
| 81 | LUWEERO | 33 | 33 | 13,677 | 11,829 | 669 | 555,963,000 | 56,865,000 |
| 82 | LWENGO | 14 | 14 | 6,511 | 5,238 | 529 | 246,186,000 | 44,965,000 |
| 83 | LYANTONDE | 2 | 2 | 475 | 444 | - | 20,868,000 | - |
| 84 | MANAFWA | 13 | 13 | 8,154 | 7,205 | 339 | 338,635,000 | 28,815,000 |
| 85 | MARACHA | 3 | 3 | 827 | 786 | - | 36,942,000 | - |
| 86 | MASAKA | 14 | 14 | 4,400 | 3,773 | 187 | 177,331,000 | 15,895,000 |
| 87 | MASAKA MC | 9 | 9 | 3,662 | 3,043 | 173 | 143,021,000 | 14,705,000 |
| 88 | MASINDI | | | | | | | |
| 89 | MASINDI MC | 6 | 6 | 3,697 | 3,355 | 119 | 157,685,000 | 10,115,000 |
| 90 | MAYUGE | 15 | 15 | 8,968 | 8,067 | 199 | 379,149,000 | 16,915,000 |
| 91 | MBALE | 10 | 10 | 6,063 | 5,267 | 457 | 247,549,000 | 38,845,000 |
| 92 | MBALE MC | 6 | 6 | 8,340 | 6,930 | 1,101 | 325,710,000 | 93,585,000 |
| 93 | MBARARA | 10 | 10 | 4,391 | 3,768 | 232 | 177,096,000 | 19,720,000 |
| 94 | MBARARA MC | 3 | 3 | 781 | 555 | 203 | 26,085,000 | 17,255,000 |
| 95 | MITOOMA | 9 | 9 | 3,136 | 2,806 | 10 | 131,882,000 | 850,000 |
| 96 | MITYANA | 15 | 15 | 7,477 | 6,196 | 815 | 291,212,000 | 69,275,000 |
| 97 | MOROTO | | | | | | | |
| 98 | MOROTO MC | 1 | 1 | 255 | 218 | - | 10,246,000 | - |
| 99 | MOYO | 4 | 4 | 2,345 | 1,958 | 30 | 92,026,000 | 2,550,000 |
| 100 | MPIGI | 21 | 21 | 6,711 | 5,740 | 344 | 269,780,000 | 29,240,000 |

Ministry of Education and Sports
National USE/UPPET and UPOLET Headcount 2014

| SN | District | USE No. of Schools | UPOLET No. of Schools | Total School Enrolment | Total USE Eligible Students | Total UPOLET Eligible Students | USE Expected Capitation per term | UPOLET Expected Capitation per term |
|-----|--------------|-----------------------|-----------------------------|------------------------------|-----------------------------------|---|--|--|
| 101 | MUBENDE | 12 | 12 | 7,556 | 6,190 | 539 | 290,930,000 | 45,815,000 |
| 102 | MUKONO | 18 | 18 | 12,044 | 9,749 | 1,286 | 458,203,000 | 109,310,000 |
| 103 | MUKONO MC | 3 | 3 | 2,185 | 2,001 | 154 | 94,047,000 | 13,090,000 |
| 104 | NAKAPIRIPIT | | | | | | | |
| 105 | NAKASEKE | 4 | 4 | 1,488 | 1,319 | 25 | 61,993,000 | 2,125,000 |
| 106 | NAKASONGOLA | 4 | 4 | 1,847 | 1,675 | 26 | 78,725,000 | 2,210,000 |
| 107 | NAMAYINGO | 3 | 3 | 1,614 | 1,409 | 39 | 66,223,000 | 3,315,000 |
| 108 | NAMUTUMBA | 11 | 11 | 8,693 | 7,557 | 637 | 355,179,000 | 54,145,000 |
| 109 | NAPAK | 1 | 1 | 383 | 380 | - | 17,860,000 | - |
| 110 | NEBBI | 9 | 9 | 2,936 | 2,525 | - | 118,675,000 | - |
| 111 | NGORA | 3 | 3 | 1,320 | 1,068 | - | 50,196,000 | - |
| 112 | NTOROKO | | | | | | | |
| 113 | NTUNGAMO | 13 | 13 | 6,749 | 6,092 | 240 | 286,324,000 | 20,400,000 |
| 114 | NTUNGAMO MC | | | | | | | |
| 115 | NWOYA | | | | | | | |
| 116 | OTUKE | | | | | | | |
| 117 | OYAM | | | | | | | |
| 118 | PADER | 2 | 2 | 682 | 660 | - | 31,020,000 | - |
| 119 | PALLISA | 12 | 12 | 7,533 | 6,709 | 180 | 315,323,000 | 15,300,000 |
| 120 | RAKAI | 16 | 16 | 6,861 | 6,112 | 72 | 287,264,000 | 6,120,000 |
| 121 | RUBIRIZI | 4 | 4 | 2,263 | 1,893 | - | 88,971,000 | - |
| 122 | RUKUNGIRI | 7 | 7 | 2,784 | 2,266 | 192 | 106,502,000 | 16,320,000 |
| 123 | RUKUNGIRI MC | | | | | | | |
| 124 | SEMBABULE | 5 | 5 | 1,868 | 1,636 | 46 | 76,892,000 | 3,910,000 |
| 125 | SERERE | 5 | 5 | 2,567 | 2,180 | 28 | 102,460,000 | 2,380,000 |
| 126 | SHEEMA | 8 | 8 | 4,420 | 4,165 | - | 195,755,000 | - |
| 127 | SIRONKO | 9 | 9 | 5,116 | 4,089 | 442 | 192,183,000 | 37,570,000 |
| 128 | SOROTI | 6 | 6 | 4,771 | 4,001 | 294 | 188,047,000 | 24,990,000 |
| 129 | SOROTI MC | 2 | 2 | 2,404 | 2,058 | - | 96,726,000 | - |
| 130 | TORORO | 13 | 13 | 8,591 | 7,809 | 354 | 367,023,000 | 30,090,000 |
| 131 | TORORO MC | 3 | 3 | 816 | 727 | 25 | 34,169,000 | 2,125,000 |
| 132 | WAKISO | 36 | 36 | 17,604 | 15,225 | 1,871 | 715,575,000 | 159,035,000 |
| 133 | YUMBE | 8 | 8 | 3,752 | 3,539 | - | 166,333,000 | - |
| 134 | ZOMBO | 5 | 5 | 1,622 | 1,332 | - | 62,604,000 | - |
| | Grand Total | 877 | 877 | 456,483 | 394,922 | 22,727 | 18,561,334,000 | 1,931,795,000 |

Annex 9 *List of USE participating schools showing enrolment, SCR and STR*

| S/N | District | School | Ownership | Enrolment | USE Enrolment | Classes | Teachers |
|-----|----------|-----------------------------------|------------------|-----------|---------------|---------|----------|
| 1 | Abim | Abim S.S | Government Aided | 1,124 | 746 | 21 | 20 |
| 2 | Abim | Alerek Progressive Academy | Partnership | 615 | 493 | 11 | - |
| 3 | Abim | Lotuke Seed S.S | Government Aided | 755 | 717 | 14 | 13 |
| 4 | Abim | Morulem Girls' S.S | Government Aided | 587 | 567 | 10 | - |
| 5 | Adjumani | Adjumani S.S.S | Government Aided | 260 | 221 | 12 | - |
| 6 | Adjumani | Alere S.S.S | Government Aided | 615 | 377 | 15 | 20 |
| 7 | Adjumani | Bezza Al-Hijji S S | Partnership | 264 | 147 | 8 | - |
| 8 | Adjumani | Biyaya S.S.S | Government Aided | 924 | 849 | 14 | 19 |
| 9 | Adjumani | Dzaipi S.S | Government Aided | 261 | 242 | 4 | 8 |
| 10 | Adjumani | Monsignor Bala S.S | Partnership | 266 | 143 | 12 | 18 |
| 11 | Adjumani | Ofua S.S | Government Aided | 327 | 303 | 12 | 13 |
| 12 | Adjumani | St Mary Assumpta S.S.S | Government Aided | 537 | 358 | 10 | 14 |
| 13 | Agago | Adilang Secondary School | Government Aided | 654 | 609 | 10 | 22 |
| 14 | Agago | Akwang S.S | Government Aided | 642 | 639 | 8 | 41 |
| 15 | Agago | Lapono Seed Ss | Government Aided | - | - | - | - |
| 16 | Agago | Lira Palwo S.S | Government Aided | 443 | 448 | 10 | 10 |
| 17 | Agago | Omot Secondary School | Government Aided | 365 | 353 | 6 | 23 |
| 18 | Agago | Patongo S.S | Government Aided | 414 | 414 | 7 | 9 |
| 19 | Agago | Patongo Seed S.S | Government Aided | - | - | - | - |
| 20 | Agago | St Charles Lwanga | Government Aided | 343 | 279 | 12 | 30 |
| 21 | Alebtong | Akii Bua Comp.Ss | Government Aided | 429 | 330 | 8 | 10 |
| 22 | Alebtong | Aloi Ss | Government Aided | 246 | 226 | 8 | 6 |
| 23 | Alebtong | Amugu Ss | Partnership | 498 | 493 | 5 | 17 |
| 24 | Alebtong | Apala Ss | Government Aided | 689 | 595 | 14 | 2 |
| 25 | Alebtong | Fatima Aloi Comp.Girls Ss | Government Aided | 454 | 442 | 8 | 7 |
| 26 | Alebtong | Omoro Ss | Government Aided | 177 | 144 | 8 | 6 |
| 27 | Alebtong | St Theresa Girls Ss | Government Aided | 223 | 210 | 10 | 8 |
| 28 | Amolatar | Agwingiri Girl's Secondary School | Government Aided | 340 | 286 | 7 | 9 |
| 29 | Amolatar | Alemere Comprehensive Ss | Government Aided | 553 | 444 | 8 | 6 |
| 30 | Amolatar | Amolatar Ss | Government Aided | 405 | 323 | 14 | 30 |
| 31 | Amolatar | Aputi Ss | Government Aided | 531 | 502 | 12 | 28 |
| 32 | Amolatar | Awelo Ss | Government Aided | 178 | 158 | 8 | 17 |
| 33 | Amolatar | Kioga Prog.College | Partnership | 232 | 217 | 4 | 15 |
| 34 | Amolatar | Namasale Seed Ss | Government Aided | 309 | 267 | 6 | 24 |
| 35 | Amudat | Pokot Girls Boarding Seed Ss | Government Aided | 52 | 52 | 4 | 8 |
| 36 | Amudat | Pokot Ss | Government Aided | 251 | 219 | 8 | 15 |
| 37 | Amuria | Akoromit Ark Peas High School | Partnership | 599 | 434 | 10 | - |
| 38 | Amuria | Amuria High School | Partnership | 1,442 | 1,201 | 17 | - |
| 39 | Amuria | Amuria Ss | Government Aided | 965 | 799 | 20 | 14 |
| 40 | Amuria | Asamuk Community Ss | Partnership | 38 | 38 | 3 | 10 |
| 41 | Amuria | John Eluru Mem Ss | Government Aided | 209 | 208 | 4 | 5 |
| 42 | Amuria | Kuju Seed Ss | Government Aided | 74 | 54 | 8 | 11 |
| 43 | Amuria | Labira Girls Ss | Government Aided | 294 | 289 | 5 | 19 |
| 44 | Amuria | Morungatuny Sss | Government Aided | 324 | 306 | 2 | 13 |
| 45 | Amuria | Obalanga Seed Ss | Government Aided | - | - | - | - |
| 46 | Amuria | Ococia Girls Ss | Partnership | 381 | 373 | 6 | 16 |
| 47 | Amuria | Orungo High School | Government Aided | 429 | 408 | 8 | 23 |
| 48 | Amuria | St Benedict's S S | Partnership | 275 | 257 | 5 | - |

Ministry of Education and Sports
National USE/UPPET and UPOLET Headcount 2014

| S/N | District | School | Ownership | Enrolment | USE Enrolment | Classes | Teachers |
|-----|----------|--------------------------------|------------------|-----------|---------------|---------|----------|
| 49 | Amuria | St Francis Acumet | Government Aided | 504 | 353 | 15 | 12 |
| 50 | Amuria | St Micheal Ss Wera | Partnership | 764 | 544 | 5 | 8 |
| 51 | Amuria | St Paul Abarilela Ss | Government Aided | 297 | 281 | 6 | 14 |
| 52 | Amuria | St Peters Ss Acowa | Government Aided | 631 | 574 | 11 | 23 |
| 53 | Amuru | Keyo Ss | Government Aided | 632 | 561 | 12 | 13 |
| 54 | Amuru | Lwani Memorial College | Government Aided | 324 | 315 | 6 | 5 |
| 55 | Amuru | Pabbo Ss | Government Aided | 769 | 687 | 13 | 16 |
| 56 | Amuru | Pabo Comprehensive Sec School | Partnership | 27 | 25 | 11 | 6 |
| 57 | Amuru | St Mary's College Lacor | Government Aided | 1,029 | 921 | 14 | 9 |
| 58 | Apac | Abongomola Seed Ss | Government Aided | 52 | 52 | 4 | 11 |
| 59 | Apac | Aduko S.S | Government Aided | 851 | 690 | 21 | 50 |
| 60 | Apac | Akokoro S.S | Government Aided | 238 | 235 | 4 | - |
| 61 | Apac | Apac High School | Partnership | 236 | 206 | 8 | 12 |
| 62 | Apac | Apac S.S | Government Aided | 695 | 665 | 11 | 33 |
| 63 | Apac | Chawente S.S | Government Aided | 298 | 279 | 8 | 7 |
| 64 | Apac | Chegere S.S | Government Aided | 279 | 256 | 2 | 16 |
| 65 | Apac | Ibuje S.S | Government Aided | 520 | 461 | 18 | 14 |
| 66 | Apac | Ikweru Girls S.S | Government Aided | 396 | 354 | 12 | 11 |
| 67 | Apac | Inomo S.S | Government Aided | 223 | 208 | 6 | 4 |
| 68 | Apac | Maruzi Seed Ss | Government Aided | 115 | 115 | 5 | 8 |
| 69 | Apac | Nambyeso Agro S.S | Government Aided | 218 | 200 | 16 | 11 |
| 70 | Apac | Pag Comprehensive Ss | Partnership | 209 | 139 | 4 | 12 |
| 71 | Apac | St Francis Girls S.S | Partnership | 191 | 190 | 6 | 14 |
| 72 | Arua | Adumi Ss | Government Aided | 199 | 183 | 8 | 20 |
| 73 | Arua | All Saints Ss Ociba | Partnership | 101 | 78 | 4 | 16 |
| 74 | Arua | Alliance Global College School | Partnership | 671 | 140 | 6 | 24 |
| 75 | Arua | Anyavu S.S | Government Aided | 341 | 312 | 8 | 24 |
| 76 | Arua | Aria S.S | Government Aided | 191 | 168 | 5 | 20 |
| 77 | Arua | Aripea S.S | Government Aided | 339 | 286 | 8 | 25 |
| 78 | Arua | Arivu Ss | Government Aided | 158 | 122 | 5 | 25 |
| 79 | Arua | Awara College Etori | Government Aided | 294 | 262 | 4 | 20 |
| 80 | Arua | Bondo Army Ss | Government Aided | 359 | 335 | 11 | 17 |
| 81 | Arua | Ejome S.S | Partnership | 210 | 190 | 4 | 15 |
| 82 | Arua | Katrini Ss | Partnership | 511 | 479 | 8 | 31 |
| 83 | Arua | Logiri Girls' Ss | Government Aided | 756 | 694 | 23 | 42 |
| 84 | Arua | Manibe Public Ss | Partnership | 790 | 764 | 18 | 20 |
| 85 | Arua | Micu Ss | Government Aided | 461 | 416 | 12 | 18 |
| 86 | Arua | Modern Ss Ocoko | Government Aided | 416 | 359 | 6 | 28 |
| 87 | Arua | Mt Wati S.S | Government Aided | 372 | 339 | 6 | 21 |
| 88 | Arua | Offaka Ss | Government Aided | 228 | 209 | 4 | 17 |
| 89 | Arua | Ogoko Seed Secondary School | Government Aided | 122 | 91 | 4 | 11 |
| 90 | Arua | Okollo S.S | Government Aided | 334 | 303 | 10 | 13 |
| 91 | Arua | Okufura Ss | Partnership | 972 | 913 | 11 | 36 |
| 92 | Arua | Oluko Sss | Partnership | 278 | 210 | 10 | 26 |
| 93 | Arua | Ombatini S.S.S | Government Aided | 296 | 260 | 12 | 24 |
| 94 | Arua | Oriajini S.S | Government Aided | 574 | 515 | 8 | 22 |
| 95 | Arua | Otumbari | Government Aided | 294 | 256 | 9 | 23 |
| 96 | Arua | Owaffa Ss | Partnership | 255 | 220 | 7 | 14 |
| 97 | Arua | Rhino Camp Ss | Government Aided | 55 | 49 | 8 | 17 |
| 98 | Arua | St Michael Ondramacaku Ss | Partnership | 266 | 236 | 8 | - |
| 99 | Arua | St Thereza High School Ocodri | Partnership | 430 | 430 | 7 | 28 |

Ministry of Education and Sports
National USE/UPPET and UPOLET Headcount 2014

| S/N | District | School | Ownership | Enrolment | USE Enrolment | Classes | Teachers |
|-----|----------|--------------------------------|------------------|-----------|---------------|---------|----------|
| 100 | Arua | Uleppi Secondary School | Government Aided | 205 | 219 | 8 | 22 |
| 101 | Arua | Vurra Ss | Government Aided | 808 | 663 | 12 | 53 |
| 102 | Arua | Wiria Secondary Schoool | Partnership | 139 | 108 | 4 | - |
| 103 | Arua | Yole Polytechnic Institute | Partnership | 93 | 93 | 4 | 14 |
| 104 | Arua Mc | Anyafio Role Model Ss | Partnership | 120 | 48 | 4 | 11 |
| 105 | Arua Mc | Arua Public Ss | Government Aided | 1,737 | 1,430 | 16 | 64 |
| 106 | Arua Mc | Arua Ss | Government Aided | 810 | 687 | 10 | 42 |
| 107 | Arua Mc | Najah Muslim Ss | Partnership | 349 | 273 | 5 | 24 |
| 108 | Arua Mc | Nile High School | Partnership | 689 | 446 | 9 | 21 |
| 109 | Budaka | Budaka Progressive High School | Partnership | - | - | - | - |
| 110 | Budaka | Budaka S.S | Partnership | 417 | 354 | 8 | 20 |
| 111 | Budaka | Budaka Universal College | Partnership | 1,596 | 1,280 | 12 | 37 |
| 112 | Budaka | Iki Iki High School Budaka | Partnership | 731 | 682 | 10 | 22 |
| 113 | Budaka | Iki Iki S.S | Government Aided | 1,003 | 984 | 10 | 25 |
| 114 | Budaka | Kaderuna S.S | Government Aided | 680 | 601 | 14 | 8 |
| 115 | Budaka | Kameruka Seed Secondary School | Government Aided | 361 | 361 | 4 | - |
| 116 | Budaka | Lyama S.S | Government Aided | 509 | 498 | 4 | 1 |
| 117 | Budaka | Mugiti High School | Partnership | 981 | 871 | 11 | - |
| 118 | Budaka | Naboa S.S.S | Government Aided | 839 | 756 | 10 | 5 |
| 119 | Budaka | Ngoma Standard Sch. | Partnership | 1,075 | 942 | 15 | 40 |
| 120 | Budaka | Rainbow High School | Partnership | 1,096 | 1,020 | 28 | 54 |
| 121 | Bududa | Bududa S.S | Government Aided | 1,441 | 1,237 | 17 | 22 |
| 122 | Bududa | Bukalasi S.S | Government Aided | 578 | 476 | 9 | 2 |
| 123 | Bududa | Bukigai College | Partnership | 384 | 362 | 4 | - |
| 124 | Bududa | Bulucheke S.S | Government Aided | 1,197 | 1,105 | 27 | - |
| 125 | Bududa | Bumayoka Seed Ss | Government Aided | 390 | 390 | 7 | - |
| 126 | Bududa | Bushika S.S | Government Aided | 620 | 451 | 16 | - |
| 127 | Bududa | Nalwanza Ss | Partnership | 612 | 586 | 9 | 17 |
| 128 | Bududa | Shitumi S.S | Government Aided | 410 | 383 | 6 | - |
| 129 | Bugiri | Alliance Victory Ss | Partnership | 1,086 | 1,001 | 23 | - |
| 130 | Bugiri | Boston College | Partnership | 945 | 981 | 10 | - |
| 131 | Bugiri | Bukooli College | Government Aided | 2,043 | 1,672 | 17 | 30 |
| 132 | Bugiri | Butema Baptist | Partnership | 428 | 425 | 4 | - |
| 133 | Bugiri | Buwunga S.S | Government Aided | 459 | 373 | 4 | 4 |
| 134 | Bugiri | Cranes High | Partnership | 579 | 495 | 8 | - |
| 135 | Bugiri | Kubusa Ss | Partnership | 799 | 718 | 7 | 23 |
| 136 | Bugiri | Kyemeire International Voc Ss | Partnership | 502 | 431 | 8 | 17 |
| 137 | Bugiri | Muterere S.S | Government Aided | 723 | 677 | 10 | - |
| 138 | Bugiri | Nabukalu S.S | Partnership | 427 | 371 | 4 | - |
| 139 | Bugiri | Nalubaale S.S Nankoma | Government Aided | 327 | 256 | 15 | 14 |
| 140 | Bugiri | Namasere Hs | Government Aided | 790 | 701 | 8 | - |
| 141 | Bugiri | Naminyagwe Muslim S.S | Government Aided | 408 | 392 | 5 | - |
| 142 | Bugiri | St Stephen Bugiri S.S | Government Aided | 767 | 681 | 12 | 9 |
| 143 | Bugiri | Town View Ss Bugiri | Partnership | 627 | 559 | 8 | - |
| 144 | Bugiri | Universal High School | Partnership | 591 | 504 | 7 | 17 |
| 145 | Buhweju | Bihanga S.S | Government Aided | 347 | 285 | 9 | 16 |
| 146 | Buhweju | Butare S.S | Government Aided | 518 | 407 | 18 | 22 |
| 147 | Buhweju | Karungu S.S | Government Aided | 290 | 263 | 7 | 8 |
| 148 | Buhweju | Kayanja Voc. S.S | Partnership | 274 | 255 | 4 | 18 |
| 149 | Buhweju | Nyakitoko S.S | Government Aided | 189 | 160 | 6 | 6 |

Ministry of Education and Sports
National USE/UPPET and UPOLET Headcount 2014

| S/N | District | School | Ownership | Enrolment | USE Enrolment | Classes | Teachers |
|-----|--------------|--------------------------------|------------------|-----------|---------------|---------|----------|
| 150 | Buikwe | 3 Rs S.S | Government Aided | 351 | 317 | 7 | 23 |
| 151 | Buikwe | Buwooya Trust Academy | Partnership | 178 | 102 | 5 | 10 |
| 152 | Buikwe | Equator College | Partnership | 809 | 652 | 15 | 29 |
| 153 | Buikwe | Excel High School Mbikko | Partnership | 492 | 492 | 6 | 18 |
| 154 | Buikwe | Getwise Mixed College | Partnership | 107 | 85 | 7 | 17 |
| 155 | Buikwe | Hands Of Grace S.S | Partnership | 760 | 591 | 9 | 28 |
| 156 | Buikwe | Hill College School Bugolo | Partnership | 304 | 298 | 4 | 12 |
| 157 | Buikwe | Hill Top College Nkokonjeru | Partnership | 578 | 574 | 11 | 30 |
| 158 | Buikwe | Kasoga Secondary School | Partnership | 117 | 106 | 4 | 13 |
| 159 | Buikwe | Lugazi Progressive | Partnership | 1,132 | 1,010 | 11 | 35 |
| 160 | Buikwe | Lweru S.S | Government Aided | 789 | 708 | 20 | 29 |
| 161 | Buikwe | Mabira Standard Academy | Partnership | 394 | 308 | 6 | 16 |
| 162 | Buikwe | Mirembe Ss | Partnership | 201 | 195 | 5 | 11 |
| 163 | Buikwe | Naminya High School | Partnership | 254 | 194 | 7 | 20 |
| 164 | Buikwe | Namwezi Ss | Government Aided | 1,321 | 1,128 | 27 | 55 |
| 165 | Buikwe | Ngogwe Baskerville S.S | Government Aided | 594 | 529 | 14 | 34 |
| 166 | Buikwe | Nyenga Progressive S.S.S | Partnership | 488 | 305 | 8 | 20 |
| 167 | Buikwe | Nyenga S.S Kigudu | Government Aided | 888 | 715 | 14 | 67 |
| 168 | Buikwe | Queen's Way College Lugazi | Partnership | 100 | 112 | - | - |
| 169 | Buikwe | Sacred Heart Najja S.S | Government Aided | 507 | 412 | 8 | 26 |
| 170 | Buikwe | St Andrew's Sen Sec School | Partnership | 1,178 | 874 | 14 | 35 |
| 171 | Buikwe | St Cornelius S.S Kalagala | Partnership | 284 | 223 | 4 | 13 |
| 172 | Buikwe | St Eliza S.S.S | Partnership | 404 | 386 | 9 | - |
| 173 | Buikwe | St Mark Naminya S.S | Partnership | 293 | 292 | 6 | 4 |
| 174 | Buikwe | St Peters Nkokonjeru S.S | Government Aided | 735 | 610 | 18 | 38 |
| 175 | Buikwe | The Crane College Nangunga | Partnership | 537 | 452 | 7 | 20 |
| 176 | Buikwe | Trinity Ss Nakibizi | Partnership | 127 | 118 | 6 | 24 |
| 177 | Buikwe | Victoria Ss Ssi | Government Aided | 252 | 196 | 10 | 42 |
| 178 | Buikwe | Victoria View Ss | Partnership | 1,264 | 1,148 | 17 | 32 |
| 179 | Bukedea | Bukedea Lifeline Ss | Partnership | 1,218 | 1,069 | 13 | 36 |
| 180 | Bukedea | Bukedea S.S | Government Aided | 1,121 | 982 | 13 | 19 |
| 181 | Bukedea | Kidongole Seed Ss | Government Aided | 513 | 501 | 12 | 9 |
| 182 | Bukedea | Kolir Comprehensive Ss | Government Aided | 339 | 303 | 4 | - |
| 183 | Bukedea | Kongunga High School | Government Aided | 501 | 431 | 8 | 9 |
| 184 | Bukedea | Malera High School | Partnership | 25 | 19 | 2 | 6 |
| 185 | Bukedea | Malera Ss | Partnership | 682 | 555 | 4 | 24 |
| 186 | Bukedea | St John's College Kachumbala | Partnership | 551 | 501 | 8 | - |
| 187 | Bukedea | St Theresa Ss Okunguro | Government Aided | 805 | 762 | 18 | - |
| 188 | Bukedea | Triangle High School Bukedea | Partnership | 438 | 438 | 5 | 10 |
| 189 | Bukomansimbi | Kibinge High School | Partnership | 486 | 397 | 6 | - |
| 190 | Bukomansimbi | Kiryasaaka Sec. | Government Aided | 822 | 698 | 8 | 15 |
| 191 | Bukomansimbi | Light S.S.S Kitooma | Partnership | 567 | 428 | 7 | - |
| 192 | Bukomansimbi | Mbulire S.S | Government Aided | 515 | 424 | 20 | 17 |
| 193 | Bukomansimbi | Misanvu S.S | Government Aided | 477 | 426 | 10 | - |
| 194 | Bukomansimbi | Misanvucomprehensive S.S | Government Aided | 358 | 272 | 8 | 38 |
| 195 | Bukomansimbi | St George S.S Makukuulu | Partnership | 602 | 517 | 9 | 27 |
| 196 | Bukomansimbi | St Josephs Sss Butenga | Partnership | 421 | 400 | 8 | 14 |
| 197 | Bukomansimbi | St Lawrence Standard H/S | Partnership | 669 | 627 | 8 | - |
| 198 | Bukomansimbi | St Peter College School Kisojo | Partnership | 285 | 262 | 8 | 16 |
| 199 | Bukomansimbi | St Peter's S.S Kigumba | Government Aided | 396 | 341 | 6 | 6 |
| 200 | Bukomansimbi | St Victor's Kitaasa S.S. | Government Aided | 759 | 656 | 10 | 20 |
| 201 | Bukomansimbi | Uganda Martyrs S.S Buyoga | Government Aided | 336 | 297 | 6 | 8 |

Ministry of Education and Sports
National USE/UPPET and UPOLET Headcount 2014

| S/N | District | School | Ownership | Enrolment | USE Enrolment | Classes | Teachers |
|-----|------------|----------------------------------|------------------|-----------|---------------|---------|----------|
| 202 | Bukwo | Amanang S.S | Government Aided | 1,438 | 1,117 | 26 | 25 |
| 203 | Bukwo | Border College | Partnership | 479 | 479 | 6 | 14 |
| 204 | Bukwo | Chepkwasta S.S.S | Government Aided | 337 | 328 | 7 | 15 |
| 205 | Bukwo | Chesower S.S | Government Aided | 925 | 672 | 18 | 15 |
| 206 | Bukwo | Eastern College - Chebinyiny | Partnership | 193 | 193 | 5 | 11 |
| 207 | Bukwo | Kabei S.S | Government Aided | 557 | 539 | 10 | 22 |
| 208 | Bukwo | Kapyoyon High School | Government Aided | 448 | 394 | 7 | 20 |
| 209 | Bukwo | Peace High School Kapkoros | Partnership | 148 | 135 | 5 | 10 |
| 210 | Bukwo | St Joseph's S.S | Government Aided | 706 | 626 | 14 | 20 |
| 211 | Bukwo | Tulel S.S | Partnership | 402 | 417 | 7 | 14 |
| 212 | Bulambuli | Buginyanya Comprehensive Sss | Government Aided | 691 | 611 | 17 | 18 |
| 213 | Bulambuli | Bukhalu Seed Ss | Government Aided | 154 | 154 | 4 | 23 |
| 214 | Bulambuli | Bulaago Sss | Government Aided | 422 | 422 | 9 | 16 |
| 215 | Bulambuli | Bulegeni Sss | Partnership | 818 | 692 | 8 | 22 |
| 216 | Bulambuli | Buluganya Ss | Government Aided | 714 | 724 | 11 | 15 |
| 217 | Bulambuli | Bumasobo Ss | Government Aided | 259 | 283 | 4 | 8 |
| 218 | Bulambuli | Buyaka Parents Sss | Partnership | 635 | 623 | 4 | 14 |
| 219 | Bulambuli | Masiira Sss | Partnership | 207 | 207 | 4 | 9 |
| 220 | Bulambuli | Muyembe H/S | Partnership | 690 | 633 | 8 | - |
| 221 | Bulambuli | Nabbongo Ss | Government Aided | 361 | 338 | 26 | 20 |
| 222 | Bulambuli | Sisiyi High School | Partnership | 492 | 399 | 4 | 15 |
| 223 | Bulambuli | St Joseph Sss Buyaga | Partnership | 801 | 670 | 7 | 23 |
| 224 | Bulambuli | Tunyi Sss | Government Aided | 455 | 391 | 6 | 17 |
| 225 | Buliisa | Biiso War Memorial S.S | Government Aided | 569 | 503 | 13 | 27 |
| 226 | Buliisa | Bugungu S.S.S | Government Aided | 247 | 235 | - | 8 |
| 227 | Buliisa | Butiaba Seed Secondary School | Government Aided | 223 | 223 | 4 | - |
| 228 | Buliisa | Mukitale Dev't Foundation | Partnership | 642 | 515 | 11 | 25 |
| 229 | Buliisa | Uganda Martyrs Comprehensive Ss | Partnership | 527 | 484 | 7 | - |
| 230 | Bundibugyo | Bubandi Seed S.S | Government Aided | 351 | 336 | 4 | 24 |
| 231 | Bundibugyo | Bubukwanga S.S | Government Aided | - | - | - | - |
| 232 | Bundibugyo | Bumadu Seed Secondary School | Government Aided | 671 | 587 | 4 | 23 |
| 233 | Bundibugyo | Bundikahungu Seed Ss | Government Aided | 220 | 187 | 2 | 16 |
| 234 | Bundibugyo | Burambagira S.S | Government Aided | 256 | 218 | 12 | 20 |
| 235 | Bundibugyo | Christ School Bundibugyo | Partnership | 486 | 436 | 11 | 27 |
| 236 | Bundibugyo | Good Hope S.S | Partnership | 354 | 302 | - | - |
| 237 | Bundibugyo | Kabango S.S | Partnership | 278 | 265 | 4 | 17 |
| 238 | Bundibugyo | Kakuka Hill S.S | Government Aided | 142 | 140 | 6 | 12 |
| 239 | Bundibugyo | Nyahuka Parents Ss | Partnership | 940 | 729 | 11 | - |
| 240 | Bundibugyo | Semuliki High School | Government Aided | 939 | 810 | 9 | 20 |
| 241 | Bundibugyo | St Mary's Simbya S.S | Government Aided | 617 | 574 | 10 | 29 |
| 242 | Bushenyi | Bishop Ogez H/S | Government Aided | 1,131 | 693 | 22 | 15 |
| 243 | Bushenyi | Comboni Ss Burungira | Partnership | 345 | 340 | 5 | 17 |
| 244 | Bushenyi | Kakanju Voc. S.S | Government Aided | 671 | 583 | 13 | - |
| 245 | Bushenyi | Kizinda Parents Voc. High School | Partnership | 231 | 206 | 7 | - |
| 246 | Bushenyi | Kyabugimbi S.S | Government Aided | 526 | 461 | 21 | - |
| 247 | Bushenyi | Kyamuhunga S.S.S | Government Aided | 965 | 814 | 14 | 17 |
| 248 | Bushenyi | Mwengura S.S | Government Aided | 504 | 464 | 12 | 11 |
| 249 | Bushenyi | Nyabubare S.S | Government Aided | 897 | 756 | 23 | 27 |
| 250 | Bushenyi | Rwakatende S.S | Partnership | 520 | 381 | 16 | 28 |

Ministry of Education and Sports
National USE/UPPET and UPOLET Headcount 2014

| S/N | District | School | Ownership | Enrolment | USE Enrolment | Classes | Teachers |
|-----|-------------|---------------------------------------|------------------|-----------|---------------|---------|----------|
| 251 | Bushenyi | St Francis Voc S.S Bitooma | Partnership | 256 | 227 | 7 | 20 |
| 252 | Bushenyi | Uphill College Kigoma | Partnership | 401 | 299 | 9 | 23 |
| 253 | Bushenyi Mc | Bushenyi Pioneer H/S | Partnership | 266 | 266 | 8 | 26 |
| 254 | Bushenyi Mc | Ishaka Adventist College | Government Aided | 484 | 395 | 16 | - |
| 255 | Bushenyi Mc | Ruyonza School | Government Aided | 502 | 313 | 15 | 6 |
| 256 | Busia | Buhehe S.S | Government Aided | 156 | 154 | 9 | 16 |
| 257 | Busia | Buhobe S.S | Government Aided | 1,062 | 931 | 17 | 33 |
| 258 | Busia | Bukalikha | Government Aided | 415 | 396 | 4 | 5 |
| 259 | Busia | Busiime S.S | Government Aided | 95 | 86 | 8 | 13 |
| 260 | Busia | Buwembe S.S | Government Aided | 639 | 593 | 12 | 20 |
| 261 | Busia | Dabani S.S | Partnership | 346 | 236 | 7 | 13 |
| 262 | Busia | Ebenezer Prog.Ss | Partnership | 592 | 518 | 6 | - |
| 263 | Busia | Kayoro S.S | Government Aided | 298 | 243 | 10 | 16 |
| 264 | Busia | Lumino H.S | Government Aided | 1,683 | 1,463 | 23 | 43 |
| 265 | Busia | Lunyo Hill S.S | Government Aided | 554 | 511 | 13 | 16 |
| 266 | Busia | Lwagula Memo. S.S | Partnership | 856 | 758 | 10 | 23 |
| 267 | Busia | Masaba College Busia | Government Aided | 1,033 | 875 | 19 | 36 |
| 268 | Busia | Masinya S.S | Government Aided | 532 | 512 | 7 | 18 |
| 269 | Busia | Riverside High School | Government Aided | 629 | 612 | 14 | 26 |
| 270 | Busia | St Elizabeth Ss Butangasi | Partnership | 390 | 345 | 4 | - |
| 271 | Busia | Tiira S.S.S | Partnership | 595 | 581 | 6 | - |
| 272 | Busia Mc | Bananda High School | Partnership | 481 | 437 | 6 | 12 |
| 273 | Busia Mc | Busia S.S | Government Aided | 1,958 | 1,518 | 19 | 51 |
| 274 | Busia Mc | Howard Christian H/S | Partnership | 101 | 83 | 5 | 14 |
| 275 | Busia Mc | St John's S.S Busia | Partnership | 1,084 | 818 | 16 | - |
| 276 | Butaleja | Budumba Parents | Partnership | 333 | 292 | 4 | 10 |
| 277 | Butaleja | Bugalo College Bwiryra | Government Aided | 771 | 654 | - | 24 |
| 278 | Butaleja | Busaba Ss | Government Aided | 215 | 200 | 10 | 13 |
| 279 | Butaleja | Busabi Ss | Government Aided | 418 | 417 | 4 | 9 |
| 280 | Butaleja | Busolwe Bright Light College | Partnership | 566 | 491 | 7 | - |
| 281 | Butaleja | Busolwe Ss | Government Aided | 937 | 822 | 8 | 18 |
| 282 | Butaleja | Butaleja Ss | Government Aided | 873 | 806 | 25 | 11 |
| 283 | Butaleja | Equatorial College | Partnership | 818 | 753 | 12 | 28 |
| 284 | Butaleja | Hasahya Ss | Government Aided | 549 | 432 | 14 | 40 |
| 285 | Butaleja | Kangalaba | Government Aided | 625 | 504 | 6 | 20 |
| 286 | Butaleja | Mugulu Hs | Government Aided | 219 | 183 | 9 | 11 |
| 287 | Butaleja | Mulagi Girls Ss | Government Aided | 331 | 287 | 8 | 19 |
| 288 | Butaleja | Premier College Naburday | Partnership | 289 | 272 | 8 | 11 |
| 289 | Butaleja | St Mary's Ss Kapisa | Government Aided | 737 | 712 | 8 | 21 |
| 290 | Butambala | Budde S.S.S | Government Aided | 629 | 475 | 11 | 4 |
| 291 | Butambala | Butawuka Magezi Ntake | Government Aided | 902 | 695 | 10 | 13 |
| 292 | Butambala | Cardinal Wamala Ss | Government Aided | 311 | 251 | 6 | 9 |
| 293 | Butambala | Kaggulwe S.S | Government Aided | 575 | 487 | 9 | 25 |
| 294 | Butambala | Kayenje S.S | Partnership | 722 | 572 | 26 | 52 |
| 295 | Butambala | Kibibi Central College Day & Boarding | Partnership | 537 | 494 | 9 | 26 |
| 296 | Butambala | Kibibi Model Ss | Partnership | 233 | 197 | 4 | 18 |
| 297 | Butambala | Kibibi Muslim Sec.Sch. | Partnership | 1,394 | 1,142 | 18 | 45 |
| 298 | Butambala | Kibibi Parents' Ss | Partnership | 607 | 457 | 8 | - |
| 299 | Butambala | Kitagobwa S.S | Government Aided | 713 | 571 | 13 | 13 |
| 300 | Butambala | Lukalu S.S | Government Aided | 743 | 671 | 13 | 2 |
| 301 | Butambala | Luutu Memorial College | Partnership | 405 | 405 | 6 | 20 |

| S/N | District | School | Ownership | Enrolment | USE Enrolment | Classes | Teachers |
|-----|----------------|-----------------------------------|------------------|-----------|---------------|---------|----------|
| 302 | Butambala | Nakatooke H/S Limited | Partnership | 256 | 217 | 8 | 18 |
| 303 | Butambala | Ntanda College School - Butambala | Partnership | 379 | 325 | 7 | 16 |
| 304 | Butambala | Sayidina Abubaker S.S | Government Aided | 818 | 628 | 14 | 11 |
| 305 | Butambala | St Peter's Ss Mayungwe | Partnership | 150 | 137 | 4 | 12 |
| 306 | Buvuma | Buvuma College | Government Aided | 146 | 120 | 4 | 7 |
| 307 | Buvuma | Lingira Living Hope Ss | Partnership | 244 | 223 | 6 | - |
| 308 | Buvuma | St Peters S.S.S Buvuma | Partnership | 56 | 56 | 4 | - |
| 309 | Buyende | Bagiire Mem. Coll Ngandho | Partnership | 712 | 515 | 5 | 17 |
| 310 | Buyende | Baligeya Mem.Seed School | Government Aided | 596 | 579 | 10 | 19 |
| 311 | Buyende | Brain Trust High School | Partnership | 243 | 187 | 4 | - |
| 312 | Buyende | Budiope Ss | Government Aided | 554 | 533 | 11 | 16 |
| 313 | Buyende | Gwase Premier College | Partnership | 953 | 835 | 12 | 29 |
| 314 | Buyende | Holy Trinity College Buyende | Partnership | 530 | 508 | 7 | - |
| 315 | Buyende | Irundu Central Academy | Partnership | 458 | 410 | 10 | - |
| 316 | Buyende | Irundu Modern Ss | Partnership | 861 | 720 | 11 | 27 |
| 317 | Buyende | Kidera Ss | Government Aided | 730 | 604 | 12 | 22 |
| 318 | Buyende | Lunar International College | Partnership | 961 | 761 | 14 | - |
| 319 | Buyende | St James Kagulu Sss | Partnership | 509 | 495 | 6 | 11 |
| 320 | Buyende | St Peter's Ss Namulikya | Government Aided | 367 | 257 | 8 | 11 |
| 321 | Dokolo | Agwata Ss | Government Aided | 640 | 597 | 14 | 5 |
| 322 | Dokolo | Bata Modern Ss | Partnership | 416 | 393 | 13 | 26 |
| 323 | Dokolo | Bata Secondary School | Government Aided | 503 | 493 | 9 | - |
| 324 | Dokolo | Dokolo Progressive Ss | Partnership | 113 | 76 | 4 | - |
| 325 | Dokolo | Kangai Ss | Government Aided | 958 | 935 | 15 | 9 |
| 326 | Dokolo | Kwera Ss | Government Aided | 668 | 603 | 9 | 15 |
| 327 | Dokolo | St John Bosco Ss Dokolo | Government Aided | 299 | 259 | 8 | 6 |
| 328 | Entebbe Mc | Airforce Ss | Government Aided | 1,621 | 1,478 | 13 | 89 |
| 329 | Entebbe Mc | Entebbe Comprehensive Ss | Government Aided | 1,002 | 906 | 20 | 59 |
| 330 | Fort Portal Mc | Kabarole Hillside | Partnership | 839 | 681 | 13 | 29 |
| 331 | Fort Portal Mc | Kagote Seed | Government Aided | 771 | 536 | 11 | 5 |
| 332 | Fort Portal Mc | Kamengo S.S | Government Aided | 504 | 422 | 11 | 6 |
| 333 | Fort Portal Mc | Kitumba S.S.S | Government Aided | 385 | 337 | 10 | 6 |
| 334 | Fort Portal Mc | Mpanga S.S. | Government Aided | 2,714 | 2,227 | 29 | 24 |
| 335 | Fort Portal Mc | St John Mary Vianney Comm. School | Partnership | 116 | 87 | 5 | 14 |
| 336 | Fort Portal Mc | Tooro High School | Partnership | 303 | 303 | 4 | 13 |
| 337 | Gomba | Bukalagi Uganda Martyrs Ss | Partnership | 210 | 199 | 6 | - |
| 338 | Gomba | Bukandula College School | Partnership | 544 | 402 | 10 | 22 |
| 339 | Gomba | Bukandula Mixed S.S | Government Aided | 630 | 590 | 13 | 16 |
| 340 | Gomba | Gomba Global College | Partnership | 82 | 70 | - | - |
| 341 | Gomba | Kabulasoke Sec.Sch. | Government Aided | 151 | 128 | 7 | - |
| 342 | Gomba | Kasaka S.S | Government Aided | 607 | 528 | 8 | 9 |
| 343 | Gomba | Kisozi Seed Ss | Government Aided | 445 | 383 | 5 | 5 |
| 344 | Gomba | Kyayi Seed Secondary School | Partnership | 79 | 71 | 4 | 1 |
| 345 | Gomba | Mpenja Sec.Sch. | Government Aided | 513 | 448 | 10 | 10 |
| 346 | Gomba | Queens College Maddu | Partnership | 147 | 116 | 6 | 14 |
| 347 | Gomba | St Joseph Ss Buyinjabutoole | Partnership | 240 | 217 | 6 | - |
| 348 | Gomba | St Leonard's S.S | Government Aided | 403 | 331 | 7 | 20 |
| 349 | Gulu | Awach Ss | Government Aided | 231 | 230 | 4 | 13 |
| 350 | Gulu | Awere Ss | Government Aided | 424 | 358 | 10 | 28 |
| 351 | Gulu | Koch Ongako Ss | Government Aided | 342 | 333 | 4 | 22 |

| S/N | District | School | Ownership | Enrolment | USE Enrolment | Classes | Teachers |
|-----|----------|-------------------------------|------------------|-----------|---------------|---------|----------|
| 352 | Gulu | Koro Ss | Government Aided | 569 | 549 | 8 | 23 |
| 353 | Gulu | Lalogi Sss | Government Aided | 298 | 268 | 5 | 15 |
| 354 | Gulu | Lukome Ss | Government Aided | 100 | 90 | 12 | 13 |
| 355 | Gulu | Onono Memorial College | Government Aided | 156 | 144 | 4 | 17 |
| 356 | Gulu | Opit Sss | Government Aided | 395 | 358 | 10 | 41 |
| 357 | Gulu | Paicho Ss | Government Aided | 280 | 258 | 4 | 18 |
| 358 | Gulu | Sir Samuel Baker | Government Aided | 710 | 584 | 22 | 49 |
| 359 | Gulu | St Thomas Moore Ss Gulu | Government Aided | 336 | 325 | 12 | 23 |
| 360 | Gulu | Trinity College Gulu | Partnership | 725 | 671 | 17 | - |
| 361 | Gulu Mc | Alliance Hs | Partnership | 497 | 437 | 21 | - |
| 362 | Gulu Mc | Gulu Army Ss | Government Aided | 1,275 | 1,121 | 17 | 28 |
| 363 | Gulu Mc | Gulu Hs | Government Aided | 923 | 848 | 15 | 37 |
| 364 | Gulu Mc | Gulu Ss | Government Aided | 1,716 | 1,535 | 23 | 64 |
| 365 | Gulu Mc | Sacred Heart Ss | Government Aided | 898 | 783 | 18 | 34 |
| 366 | Gulu Mc | St Joseph Layibi | Government Aided | 1,045 | 822 | 16 | 58 |
| 367 | Hoima | Bugambe Ss | Government Aided | 544 | 496 | 11 | - |
| 368 | Hoima | Buhimba Ss | Government Aided | 812 | 759 | 24 | 13 |
| 369 | Hoima | Bulindi Intergrated | Partnership | 666 | 719 | 5 | 13 |
| 370 | Hoima | Buseruka S.S | Government Aided | 202 | 194 | 4 | - |
| 371 | Hoima | Greenshoots Ss | Partnership | 536 | 487 | 11 | 15 |
| 372 | Hoima | Kabwoya S.S | Government Aided | 267 | 266 | 4 | 3 |
| 373 | Hoima | Kakindo Ss | Government Aided | 159 | 139 | 4 | 2 |
| 374 | Hoima | Kiziranfumbi Ss | Government Aided | 579 | 528 | 12 | - |
| 375 | Hoima | Kyangwali S.S | Partnership | 815 | 711 | 9 | 12 |
| 376 | Hoima | Munteme Fatima College | Government Aided | 450 | 415 | 4 | - |
| 377 | Hoima | St Andrew's Kitoba High Schl | Partnership | 282 | 271 | 6 | 17 |
| 378 | Hoima | St Cyprian's S.S Butema | Partnership | 119 | 127 | 7 | 18 |
| 379 | Hoima | St Micheal S.S Bururu | Partnership | 737 | 717 | 4 | 14 |
| 380 | Hoima | St Thomas Moore Ss Hoima | Government Aided | 514 | 454 | 20 | 14 |
| 381 | Hoima Mc | Buhanika Seed S.S | Government Aided | 491 | 441 | 9 | 5 |
| 382 | Hoima Mc | Bwikya Muslim Ss | Government Aided | 1,231 | 1,221 | - | - |
| 383 | Hoima Mc | Kalegete Memorial Academy | Partnership | 872 | 845 | 10 | - |
| 384 | Hoima Mc | Kings High School | Partnership | 1,040 | 1,000 | 8 | - |
| 385 | Hoima Mc | Kitara Sss | Government Aided | 1,209 | 1,077 | 15 | 3 |
| 386 | Hoima Mc | Millenium High School | Partnership | 1,393 | 1,221 | 27 | 9 |
| 387 | Hoima Mc | Morning Star Christian School | Partnership | 189 | 165 | 10 | - |
| 388 | Hoima Mc | Premier S.S Hoima | Partnership | 1,872 | 1,719 | 24 | - |
| 389 | Hoima Mc | Rena Ss | Partnership | 227 | 219 | 4 | - |
| 390 | Hoima Mc | St Andrea Kaahwa's College | Government Aided | 1,299 | 958 | 6 | - |
| 391 | Hoima Mc | Strive Secondary School | Partnership | 862 | 797 | 9 | - |
| 392 | Hoima Mc | Universe College School | Partnership | 378 | 369 | 6 | - |
| 393 | Ibanda | Bigyera S.S | Government Aided | 1,062 | 932 | 26 | 10 |
| 394 | Ibanda | Ishongororo H.S | Government Aided | 611 | 519 | 25 | 1 |
| 395 | Ibanda | Ishongororo Parents Sec Sch. | Partnership | 255 | 220 | - | - |
| 396 | Ibanda | Kagango Parents Ss | Partnership | 468 | 400 | 13 | 26 |
| 397 | Ibanda | Kagongo S.S | Government Aided | 870 | 736 | 11 | 37 |
| 398 | Ibanda | Kijongo H/S | Partnership | 223 | 193 | 4 | - |
| 399 | Ibanda | Mwamba Sec.Sch. | Government Aided | 746 | 690 | 15 | 27 |
| 400 | Ibanda | Nsasi Ss | Partnership | 130 | 115 | 4 | 11 |
| 401 | Ibanda | Nyabuhikye S.S | Government Aided | 444 | 412 | 16 | 11 |
| 402 | Ibanda | Nyamarebe High Sch. | Partnership | 130 | 110 | 4 | 12 |
| 403 | Ibanda | Nyamarebe Seed S.S | Government Aided | 486 | 461 | 8 | 15 |

Ministry of Education and Sports
National USE/UPPET and UPOLET Headcount 2014

| S/N | District | School | Ownership | Enrolment | USE Enrolment | Classes | Teachers |
|-----|-----------|------------------------------------|------------------|-----------|---------------|---------|----------|
| 404 | Ibanda | Rwenkobwa Sec.Sch. | Government Aided | 459 | 350 | 3 | - |
| 405 | Ibanda | Ryabatenga S.S | Government Aided | 89 | 76 | 4 | - |
| 406 | Ibanda | St Anne's S.S Kihani | Government Aided | 515 | 486 | 15 | 9 |
| 407 | Iganga | Agape International Ss Busembatia | Partnership | 926 | 726 | 9 | 24 |
| 408 | Iganga | Bubinga H S | Government Aided | 715 | 589 | 15 | - |
| 409 | Iganga | Bugweri College | Partnership | 527 | 454 | 5 | 17 |
| 410 | Iganga | Bulunguli Seed Ss | Government Aided | 275 | 229 | 4 | - |
| 411 | Iganga | Busembatia S S | Government Aided | 673 | 630 | 12 | 6 |
| 412 | Iganga | Busoga College Kigulu | Partnership | 207 | 156 | 8 | - |
| 413 | Iganga | Comprehensive Ss Bubogo | Partnership | 547 | 494 | 9 | 14 |
| 414 | Iganga | Country Side S S | Partnership | 878 | 784 | 14 | 40 |
| 415 | Iganga | Idudi Township High School | Partnership | 575 | 501 | 7 | 18 |
| 416 | Iganga | Iganga Comp. Ss | Partnership | 684 | 600 | 9 | 25 |
| 417 | Iganga | Itanda S S | Government Aided | 589 | 482 | 8 | 11 |
| 418 | Iganga | Kigulu College | Government Aided | 1,596 | 1,392 | 20 | 14 |
| 419 | Iganga | Kigulu H/S Bukoona | Partnership | 338 | 306 | 3 | 17 |
| 420 | Iganga | Makuutu Seed Ss | Government Aided | 219 | 181 | 8 | 3 |
| 421 | Iganga | Menya -Zirabamuzaale Ss | Partnership | 576 | 481 | 4 | 19 |
| 422 | Iganga | Nakalama | Government Aided | 661 | 576 | 13 | - |
| 423 | Iganga | Nakavule College School | Partnership | 849 | 820 | 7 | 23 |
| 424 | Iganga | Nakigo S S | Government Aided | 1,091 | 1,042 | 13 | 44 |
| 425 | Iganga | Namungalwe Parents' Ss | Partnership | 587 | 516 | 6 | 16 |
| 426 | Iganga | Namusisi H/S | Partnership | 551 | 547 | 4 | 19 |
| 427 | Iganga | Nawandala S S | Partnership | 664 | 523 | 6 | 16 |
| 428 | Iganga | Nkuutu Memorial School | Government Aided | 1,421 | 1,116 | 24 | 19 |
| 429 | Iganga | Othman Bin Affan Islamic Institute | Partnership | 423 | 391 | 7 | 14 |
| 430 | Iganga | Pragmatic S S Nabitende | Partnership | 1,039 | 933 | 9 | 38 |
| 431 | Iganga | Savanah Highland College | Partnership | 537 | 498 | 8 | 17 |
| 432 | Iganga | St Lawrence S S Idudi | Partnership | 658 | 459 | 8 | 23 |
| 433 | Iganga | St Mathias Mawagala S S | Partnership | 361 | 361 | 4 | - |
| 434 | Iganga | St Michael Gateway Ss | Partnership | 387 | 339 | 8 | 12 |
| 435 | Iganga | St Paul S S Nasuti | Government Aided | 746 | 702 | 6 | - |
| 436 | Iganga | Teen Mission S.S Bunalwenyi | Partnership | 631 | 456 | 12 | 21 |
| 437 | Iganga | Townside High School Busematia | Partnership | 1,502 | 1,324 | 19 | 38 |
| 438 | Iganga | United College Nabitende | Partnership | 404 | 393 | 4 | 17 |
| 439 | Iganga | Wesley High School | Partnership | 613 | 514 | 6 | 20 |
| 440 | Iganga | Wesley Sss & Vocational | Partnership | 573 | 567 | 4 | - |
| 441 | Iganga Mc | Iganga Dynamic S S | Partnership | 1,163 | 1,161 | 14 | 34 |
| 442 | Iganga Mc | Iganga Topcare S S | Partnership | 2,534 | 2,115 | 29 | 72 |
| 443 | Iganga Mc | Iganga Town View Mixed Ss | Partnership | 993 | 750 | 16 | 31 |
| 444 | Iganga Mc | King Of Kings Ss | Partnership | 1,569 | 1,302 | 16 | 39 |
| 445 | Iganga Mc | Triangle Secondary School | Partnership | 763 | 738 | 8 | 25 |
| 446 | Isingiro | Birere S.S | Government Aided | 307 | 287 | 13 | 25 |
| 447 | Isingiro | Bukanga S.S | Government Aided | 385 | 289 | 10 | 18 |
| 448 | Isingiro | Endiizi High Sch. | Government Aided | 243 | 235 | 4 | 17 |
| 449 | Isingiro | Isingiro S.S | Government Aided | 825 | 638 | 17 | 29 |
| 450 | Isingiro | Kabingo Seed Ss | Government Aided | 217 | 119 | 5 | 14 |
| 451 | Isingiro | Katanoga Ss | Partnership | 209 | 190 | 6 | 14 |
| 452 | Isingiro | Kigaragara Voc S.S | Government Aided | 496 | 459 | 4 | 14 |

Ministry of Education and Sports
National USE/UPPET and UPOLET Headcount 2014

| S/N | District | School | Ownership | Enrolment | USE Enrolment | Classes | Teachers |
|-----|----------|---|------------------|-----------|---------------|---------|----------|
| 453 | Isingiro | Kihanda S.S | Government Aided | 327 | 300 | 2 | 14 |
| 454 | Isingiro | Kisyo S.S | Government Aided | 575 | 490 | 15 | 11 |
| 455 | Isingiro | Kyezimbire S.S | Government Aided | 570 | 474 | 13 | 33 |
| 456 | Isingiro | Masha Seed Secondary School | Government Aided | 281 | 255 | 5 | 24 |
| 457 | Isingiro | Ngarama S.S.S | Government Aided | 513 | 448 | 13 | 9 |
| 458 | Isingiro | Ntungu S.S | Government Aided | 286 | 281 | 10 | 21 |
| 459 | Isingiro | Nyamuyanja Ss | Partnership | 246 | 246 | - | - |
| 460 | Isingiro | Rugaaga Modern | Partnership | 263 | 258 | 4 | - |
| 461 | Isingiro | Rwamurunga Community Ss | Partnership | 234 | 221 | 4 | 15 |
| 462 | Isingiro | St John Rustya S.S | Government Aided | 350 | 325 | 13 | 35 |
| 463 | Isingiro | St John's Vocational S S Rwentsinga | Partnership | 254 | 251 | 4 | - |
| 464 | Isingiro | St Mary's Ss Kyoga | Partnership | 111 | 71 | 5 | 11 |
| 465 | Isingiro | St Thomas Aquinas Isingiro | Partnership | 238 | 232 | 7 | 15 |
| 466 | Jinja | Busedde College Bugaya | Government Aided | 568 | 532 | 17 | 11 |
| 467 | Jinja | Busedde Seed Ss | Government Aided | 623 | 623 | 4 | - |
| 468 | Jinja | Butembe Sss | Partnership | 412 | 394 | 5 | 18 |
| 469 | Jinja | Buwenge College Day & Boarding Mixed | Partnership | 368 | 337 | 8 | 22 |
| 470 | Jinja | Buwenge Modern | Partnership | 1,187 | 1,100 | 11 | 26 |
| 471 | Jinja | Buyengo S.S | Partnership | 898 | 858 | 12 | 17 |
| 472 | Jinja | Dewey Pragmatic College | Partnership | 266 | 211 | 8 | 10 |
| 473 | Jinja | East Sec School | Partnership | 599 | 561 | 15 | 20 |
| 474 | Jinja | Kakira High School | Government Aided | 1,263 | 1,148 | 28 | 4 |
| 475 | Jinja | Kiira View Ss | Partnership | 420 | 366 | 8 | 13 |
| 476 | Jinja | Lubani S.S | Government Aided | 1,152 | 1,043 | 22 | 15 |
| 477 | Jinja | Lwanda H/S | Partnership | 380 | 390 | 10 | - |
| 478 | Jinja | Mpumudde Seed Ss | Government Aided | 288 | 257 | 4 | 9 |
| 479 | Jinja | Nakabango Ss | Partnership | 254 | 201 | 7 | 16 |
| 480 | Jinja | Namagera Ss | Partnership | 423 | 423 | 6 | 15 |
| 481 | Jinja | Nsozibbiri Comprehensive Sec School | Partnership | 400 | 392 | 5 | 13 |
| 482 | Jinja | Nsuube Sda Ss | Partnership | 368 | 356 | 4 | 18 |
| 483 | Jinja | Pilkington College Muguluka | Government Aided | 1,012 | 882 | 14 | 15 |
| 484 | Jinja | St Gonzaga Senior Secondary School | Government Aided | 433 | 390 | 13 | 5 |
| 485 | Jinja | St John's Sen. Sec.Sch.Wakitaka | Government Aided | 906 | 732 | 19 | 6 |
| 486 | Jinja | St Mary's College Buwenge | Partnership | 556 | 430 | 12 | 26 |
| 487 | Jinja | St Monica Sec Sch Jinja | Partnership | 537 | 466 | 6 | 18 |
| 488 | Jinja | St Stephen S.S Budondo | Government Aided | 798 | 758 | 12 | 10 |
| 489 | Jinja Mc | Gloryland Christian College | Partnership | 1,080 | 1,004 | 13 | 42 |
| 490 | Jinja Mc | Jinja Modern Ss | Partnership | 734 | 712 | 9 | 28 |
| 491 | Jinja Mc | Kirisa Fortitude Ss | Partnership | 66 | 66 | 8 | 10 |
| 492 | Kaabong | Jubilee S.S Karenga | Government Aided | 828 | 685 | 9 | 20 |
| 493 | Kaabong | Kaabong S.S | Government Aided | 443 | 232 | 12 | 24 |
| 494 | Kaabong | Pope John Paul Ii Mem.College | Partnership | 350 | 265 | 6 | - |
| 495 | Kabale | Bubaare S S | Government Aided | 1,020 | 863 | 20 | 12 |
| 496 | Kabale | Bufundi College Kacereere | Government Aided | 515 | 476 | 17 | 10 |
| 497 | Kabale | Buhara S S | Partnership | 408 | 352 | 8 | 21 |
| 498 | Kabale | Bukinda S S | Government Aided | 320 | 295 | 20 | 1 |
| 499 | Kabale | Buranga Ss | Government Aided | 529 | 483 | 20 | 13 |
| 500 | Kabale | Butanda S S | Government Aided | 189 | 175 | 4 | 13 |
| 501 | Kabale | Harambee Kaharo High School | Partnership | 194 | 184 | 4 | 11 |

Ministry of Education and Sports
National USE/UPPET and UPOLET Headcount 2014

| S/N | District | School | Ownership | Enrolment | USE Enrolment | Classes | Teachers |
|-----|-----------|---------------------------------|------------------|-----------|---------------|---------|----------|
| 502 | Kabale | Kabirizi Ss | Partnership | 187 | 174 | 6 | 14 |
| 503 | Kabale | Kahondo S.S | Government Aided | 199 | 192 | 5 | - |
| 504 | Kabale | Kakomo Ss | Partnership | 165 | 151 | 6 | 16 |
| 505 | Kabale | Kamuganguzi Janan Luwum | Government Aided | 430 | 352 | 13 | 7 |
| 506 | Kabale | Kamuronko S.S | Government Aided | - | - | - | - |
| 507 | Kabale | Kamwezi High School | Government Aided | 675 | 654 | 10 | 8 |
| 508 | Kabale | Kantare S S | Government Aided | 592 | 542 | 15 | 11 |
| 509 | Kabale | Kigata H S | Government Aided | 557 | 502 | 12 | 1 |
| 510 | Kabale | Kihanga S S | Government Aided | 843 | 774 | 15 | 12 |
| 511 | Kabale | Kyogo Ss | Government Aided | 251 | 246 | 5 | 1 |
| 512 | Kabale | Lake Bunyonyi S S | Government Aided | 245 | 229 | 6 | 5 |
| 513 | Kabale | Mugyera Sss | Partnership | 285 | 260 | 5 | 12 |
| 514 | Kabale | Muhanga Progressive Ss | Partnership | 299 | 220 | 10 | - |
| 515 | Kabale | Muko High School | Partnership | 420 | 319 | 12 | 31 |
| 516 | Kabale | Nyamweru Ss | Partnership | 138 | 21 | - | - |
| 517 | Kabale | Nyaruhanga High Sch | Government Aided | 419 | 346 | 14 | 11 |
| 518 | Kabale | Rubaya S S | Government Aided | 456 | 386 | 14 | 19 |
| 519 | Kabale | Rukore H S | Government Aided | 237 | 189 | 12 | 7 |
| 520 | Kabale | Rwesasi Ss | Government Aided | 355 | 344 | 8 | 18 |
| 521 | Kabale | St Agatha's S S Kakore | Government Aided | 478 | 437 | 8 | 2 |
| 522 | Kabale | St Aloysius Girls S S S Kitanga | Government Aided | 397 | 353 | 10 | 13 |
| 523 | Kabale | St Andrew's S S Rubanda | Government Aided | 371 | 356 | 8 | 12 |
| 524 | Kabale | St Barnabas S S S Karujanga | Government Aided | 797 | 694 | 10 | 25 |
| 525 | Kabale | St Charles Lwanga Ss Muko | Government Aided | 768 | 629 | 12 | 22 |
| 526 | Kabale | St Francis Coll Kyanamira | Government Aided | 300 | 256 | 10 | - |
| 527 | Kabale | St John Ss Nyakigugwe | Partnership | 170 | 164 | 4 | 13 |
| 528 | Kabale | St John's S S Ikumba | Partnership | 373 | 330 | 5 | 14 |
| 529 | Kabale | St Josephs Mparo S S | Government Aided | 370 | 334 | 5 | - |
| 530 | Kabale | St Thomas Aquinas S S S Kashaki | Government Aided | 205 | 195 | 7 | 2 |
| 531 | Kabale Mc | Kabale S.S | Government Aided | 1,292 | 1,092 | 19 | 10 |
| 532 | Kabale Mc | Ndorwa S S S | Government Aided | 623 | 567 | 14 | 9 |
| 533 | Kabarole | Buheesi S.S | Government Aided | 670 | 647 | 10 | 19 |
| 534 | Kabarole | Bukuuku Community S.S | Government Aided | 345 | 245 | 6 | 8 |
| 535 | Kabarole | Ibaale S.S | Government Aided | 76 | 60 | 6 | 2 |
| 536 | Kabarole | Kaboyo S.S. | Government Aided | 478 | 478 | 11 | 10 |
| 537 | Kabarole | Kahinju | Government Aided | 1,361 | 1,290 | 26 | 19 |
| 538 | Kabarole | Kateebwa High School | Partnership | 400 | 390 | 5 | - |
| 539 | Kabarole | Kibiito S.S | Government Aided | 2,064 | 1,775 | 18 | 22 |
| 540 | Kabarole | Kichwamba Peas High School | Partnership | 228 | 232 | - | - |
| 541 | Kabarole | Kigarama Talents H/S | Partnership | 204 | 171 | 4 | 14 |
| 542 | Kabarole | Mitandi S.S | Partnership | 743 | 705 | 9 | - |
| 543 | Kabarole | Moons Vocational S.S | Partnership | 565 | 506 | - | 18 |
| 544 | Kabarole | Mothercare Ss | Government Aided | 126 | 126 | 4 | 17 |
| 545 | Kabarole | Nyakigumba Parents School | Partnership | 1,358 | 1,189 | 6 | 36 |
| 546 | Kabarole | Pere Achte S.S | Partnership | 234 | 231 | 13 | 20 |
| 547 | Kabarole | Rubona S.S | Government Aided | 858 | 1,012 | 15 | 8 |
| 548 | Kabarole | Rusekere S.S | Government Aided | 792 | 720 | 9 | 4 |
| 549 | Kabarole | Ruteete S.S | Government Aided | 437 | 388 | 9 | 4 |
| 550 | Kabarole | Rwimi S.S.S | Government Aided | 752 | 722 | 6 | 6 |
| 551 | Kabarole | Toro Peas High School | Partnership | 593 | 514 | 8 | - |
| 552 | Kaberaido | Abalang Ss | Partnership | 313 | 288 | 4 | 17 |

Ministry of Education and Sports
National USE/UPPET and UPOLET Headcount 2014

| S/N | District | School | Ownership | Enrolment | USE Enrolment | Classes | Teachers |
|-----|-------------|--|------------------|-----------|---------------|---------|----------|
| 553 | Kaberamaido | Alwa Ss | Partnership | 592 | 499 | 6 | 22 |
| 554 | Kaberamaido | Anyara Ss | Government Aided | 165 | 154 | 4 | 3 |
| 555 | Kaberamaido | Kaberamaido Comp.Ss | Government Aided | 764 | 750 | 11 | 13 |
| 556 | Kaberamaido | Kaberamaido Ss | Government Aided | 531 | 293 | 8 | 7 |
| 557 | Kaberamaido | Kalaki Ss | Government Aided | 1,303 | 1,060 | 22 | 21 |
| 558 | Kaberamaido | Kobulubulu Ss | Government Aided | 331 | 326 | 4 | 5 |
| 559 | Kaberamaido | Lwala Girls Ss | Government Aided | 175 | 161 | 4 | 16 |
| 560 | Kaberamaido | Midland High Sch | Partnership | 816 | 666 | 10 | - |
| 561 | Kaberamaido | Olomet Ss | Government Aided | 279 | 245 | 7 | 4 |
| 562 | Kaberamaido | St Paul Ss Ocheri | Government Aided | 215 | 188 | 4 | 3 |
| 563 | Kaberamaido | St Thomas Girl's Ss | Partnership | 317 | 315 | 4 | 18 |
| 564 | Kalangala | Bishop Dunstan S.S.S | Government Aided | 98 | 82 | 6 | - |
| 565 | Kalangala | Bukasa S.S | Government Aided | 51 | 51 | 4 | - |
| 566 | Kalangala | Sserwanga Lwanga Mem S.S.S | Government Aided | 380 | 311 | 6 | 8 |
| 567 | Kaliro | Bulamogi College Gadumire | Government Aided | 978 | 922 | 6 | 37 |
| 568 | Kaliro | Dr. Forer Mem. College Kaliro | Partnership | 619 | 568 | 9 | 14 |
| 569 | Kaliro | Kaliro College School Nakiyanja | Partnership | 887 | 764 | 9 | - |
| 570 | Kaliro | Kaliro High School | Government Aided | 2,803 | 2,431 | 43 | - |
| 571 | Kaliro | Kaliro Vocational Ss | Partnership | 1,008 | 1,008 | 11 | - |
| 572 | Kaliro | Kanambatiko Ss | Government Aided | 1,406 | 1,297 | 11 | 4 |
| 573 | Kaliro | Muna-Bulumba Ss | Partnership | 528 | 499 | 8 | 12 |
| 574 | Kaliro | Namugongo Seed Ss | Government Aided | 1,397 | 1,198 | 12 | 11 |
| 575 | Kaliro | Namwima Sss | Government Aided | 318 | 120 | 4 | 6 |
| 576 | Kaliro | St Philip's Nawaikoke College | Partnership | 1,108 | 1,090 | 10 | 25 |
| 577 | Kalungu | Comprehensive High School Bajja | Partnership | 784 | 678 | 14 | - |
| 578 | Kalungu | Crested High School | Partnership | 703 | 566 | 12 | 27 |
| 579 | Kalungu | Fatih Islamic Kabale Bugonzi S.S | Partnership | 402 | 400 | 4 | 20 |
| 580 | Kalungu | Green Hill Ss Kyamulibwa | Partnership | 668 | 521 | 12 | - |
| 581 | Kalungu | Holy Family Kyamulibwa | Government Aided | 876 | 732 | 14 | 17 |
| 582 | Kalungu | Kabukunge Moslem S.S | Government Aided | 554 | 475 | 16 | - |
| 583 | Kalungu | Kabungo S.S | Government Aided | 323 | 237 | 7 | 7 |
| 584 | Kalungu | King David High Sch. | Partnership | 717 | 611 | 10 | - |
| 585 | Kalungu | Kyagambiddwa | Government Aided | 768 | 606 | 7 | 11 |
| 586 | Kalungu | Kyato S.S | Government Aided | 249 | 177 | 4 | 3 |
| 587 | Kalungu | Lutengo S.S.S | Government Aided | 667 | 555 | 10 | 11 |
| 588 | Kalungu | Mapeera S S Kalungu | Partnership | 268 | 226 | 5 | 16 |
| 589 | Kalungu | St Mary's Parents Ss Kigo Villa Maria | Partnership | 65 | 37 | 6 | 14 |
| 590 | Kalungu | St Balikuddembe S.S Lwabenge | Government Aided | 478 | 362 | 15 | - |
| 591 | Kalungu | St Benedict's Sss Mukoko | Partnership | 531 | 475 | 7 | - |
| 592 | Kalungu | St Charles Lwanga Ss Kasasa | Government Aided | 155 | - | 14 | 24 |
| 593 | Kalungu | St Joseph's Senior Secondary School, Villa Maria | Partnership | 332 | 224 | 13 | 27 |
| 594 | Kalungu | Star Major High School | Partnership | 241 | 170 | 12 | 23 |
| 595 | Kalungu | Victoria College Ss Lukaya | Partnership | 401 | 321 | 8 | - |
| 596 | Kalungu | Wagwa High School | Partnership | 1,061 | 887 | 15 | 40 |
| 597 | Kalungu | Yesu Akwagala High School | Partnership | 434 | 370 | 6 | 58 |
| 598 | Kampala | Midfield S.S | Partnership | 573 | 474 | 13 | 26 |
| 599 | Kampala | Cityside College Makerere | Partnership | 988 | 532 | 16 | 41 |
| 600 | Kampala | Crane Hill S.S Makerere | Partnership | 1,246 | 1,127 | 10 | 22 |

Ministry of Education and Sports
National USE/UPPET and UPOLET Headcount 2014

| S/N | District | School | Ownership | Enrolment | USE Enrolment | Classes | Teachers |
|-----|----------|----------------------------------|------------------|-----------|---------------|---------|----------|
| 601 | Kampala | Fahia High School | Partnership | 1,563 | 939 | 24 | 36 |
| 602 | Kampala | Kampala H.S | Government Aided | 979 | 520 | 12 | 7 |
| 603 | Kampala | Katwe Noor Ss | Partnership | 501 | 453 | 11 | 22 |
| 604 | Kampala | Kitebi S.S | Government Aided | 2,353 | 1,906 | 22 | 13 |
| 605 | Kampala | Kololo Hs | Government Aided | 2,497 | 2,183 | 20 | 3 |
| 606 | Kampala | Kololo Ss | Government Aided | 2,664 | 2,651 | 44 | 9 |
| 607 | Kampala | Luzira Ss | Government Aided | 1,681 | 1,402 | 22 | - |
| 608 | Kampala | Mackay Memorial College Nateete | Government Aided | 931 | 715 | 21 | 11 |
| 609 | Kampala | Natete Muslim H.S | Government Aided | 758 | 632 | 16 | 5 |
| 610 | Kampala | New Kabale Busega Ss | Partnership | 361 | 320 | 11 | 21 |
| 611 | Kampala | New Styles Ss | Partnership | 299 | 236 | 8 | 15 |
| 612 | Kampala | Our Lady Of Fatima Ss Nakulabye | Partnership | 335 | 318 | 4 | - |
| 613 | Kampala | Our Lady Seat Of Wisdom | Partnership | 101 | 100 | 8 | 16 |
| 614 | Kampala | Pal And Lisa Ss | Partnership | 383 | 253 | 10 | - |
| 615 | Kampala | Pimbasa Ss | Partnership | 346 | 270 | 8 | 26 |
| 616 | Kampala | St Denis Ssebugwawo Ss Ggaba | Government Aided | 627 | 568 | 14 | 48 |
| 617 | Kampala | St Margret College Makerere | Partnership | 602 | 467 | 8 | 39 |
| 618 | Kampala | Upper Prison Inmates Ss Luzira | Government Aided | 345 | 267 | 10 | - |
| 619 | Kamuli | Balawoli Ss | Government Aided | 1,004 | 938 | 21 | 10 |
| 620 | Kamuli | Bright College Nawanende | Partnership | 849 | 794 | 11 | 25 |
| 621 | Kamuli | Bugabula Ss | Partnership | 436 | 412 | 6 | 18 |
| 622 | Kamuli | Bugeywa | Partnership | 268 | 220 | 4 | 12 |
| 623 | Kamuli | Bugulumbya Ss | Government Aided | 661 | 537 | 19 | 10 |
| 624 | Kamuli | Bulopa Ss | Partnership | 793 | 709 | 12 | 24 |
| 625 | Kamuli | Buzaaya Ss | Government Aided | 1,265 | 915 | 23 | 37 |
| 626 | Kamuli | Community Ss Bupadhengo | Partnership | 1,061 | 984 | 9 | - |
| 627 | Kamuli | Green Hill College Bulopa | Partnership | 775 | 721 | 15 | 27 |
| 628 | Kamuli | Jenima High Sch | Partnership | 518 | 452 | 6 | 16 |
| 629 | Kamuli | Kabukye Ss | Government Aided | 308 | 271 | 6 | 4 |
| 630 | Kamuli | Kamuli College | Partnership | 1,174 | 745 | 15 | 28 |
| 631 | Kamuli | Kamuli Community College | Partnership | 301 | 301 | 4 | 13 |
| 632 | Kamuli | Kamuli Girls' College | Government Aided | 305 | 242 | 11 | 10 |
| 633 | Kamuli | Kamuli Progressive College | Partnership | 2,215 | 1,903 | 26 | 65 |
| 634 | Kamuli | Kasambira High School | Partnership | 832 | 649 | 12 | 27 |
| 635 | Kamuli | Kisozi Prog. Ss | Partnership | 1,909 | 1,378 | 18 | 20 |
| 636 | Kamuli | Luzinga Sss | Government Aided | 800 | 670 | 12 | 13 |
| 637 | Kamuli | Matuumu Ss | Government Aided | 1,125 | 1,074 | 21 | 3 |
| 638 | Kamuli | Nalango Ss | Partnership | 630 | 563 | 6 | 17 |
| 639 | Kamuli | Namasagali College | Government Aided | 760 | 687 | 8 | 12 |
| 640 | Kamuli | Nawanyago College | Partnership | 494 | 444 | 7 | - |
| 641 | Kamuli | Royal College Kamuli | Partnership | 444 | 311 | 7 | 18 |
| 642 | Kamuli | St Andrew Ss Naminage | Partnership | 627 | 541 | 6 | 11 |
| 643 | Kamuli | St Paul S.S Mbulamuti | Government Aided | 870 | 858 | 21 | 18 |
| 644 | Kamuli | St Peter's Namwendwa Ss | Government Aided | 887 | 751 | 17 | 15 |
| 645 | Kamuli | Standard Central Coll. Namwendwa | Partnership | 754 | 674 | 9 | 20 |
| 646 | Kamuli | Standard College Buwagi | Partnership | 428 | 319 | 12 | 19 |
| 647 | Kamuli | Valley View College School | Partnership | 550 | 506 | 6 | 20 |
| 648 | Kamwenge | Bigodi Ss | Partnership | 251 | 251 | 4 | 14 |
| 649 | Kamwenge | Biguli Ss | Government Aided | 818 | 747 | 11 | 44 |

Ministry of Education and Sports
National USE/UPPET and UPOLET Headcount 2014

| S/N | District | School | Ownership | Enrolment | USE Enrolment | Classes | Teachers |
|-----|-----------|---|------------------|-----------|---------------|---------|----------|
| 650 | Kamwenge | Kabambiro Ss | Partnership | 241 | 205 | 5 | - |
| 651 | Kamwenge | Kabuga Parents | Partnership | 336 | 271 | 8 | 13 |
| 652 | Kamwenge | Kamwege College School | Government Aided | 494 | 447 | 9 | 27 |
| 653 | Kamwenge | Kamwenge Ss | Government Aided | 592 | 488 | 17 | 35 |
| 654 | Kamwenge | Kanara Ss | Partnership | 217 | 206 | 4 | - |
| 655 | Kamwenge | Kicwamba Ss | Government Aided | 288 | 245 | 14 | 15 |
| 656 | Kamwenge | Kyabenda Ss | Government Aided | 694 | 564 | 9 | 28 |
| 657 | Kamwenge | Lawrence H/S | Partnership | 251 | 242 | 7 | 16 |
| 658 | Kamwenge | Mahyoro Ss | Government Aided | 340 | 290 | 8 | 14 |
| 659 | Kamwenge | Micindo Mistelbach Millennium School | Partnership | 251 | 251 | 4 | 14 |
| 660 | Kamwenge | Mpanga Parents Ss | Government Aided | 340 | 306 | 6 | 16 |
| 661 | Kamwenge | Nyabbani Ss | Government Aided | 464 | 436 | 6 | 10 |
| 662 | Kamwenge | Nyakasenyi Ss | Partnership | 349 | 317 | 4 | - |
| 663 | Kamwenge | Rugarama Secondary School Kamwenge | Partnership | 281 | 266 | 4 | 17 |
| 664 | Kamwenge | Rwamwanja Ss | Government Aided | 429 | 413 | 13 | 21 |
| 665 | Kamwenge | St Micheal Ss Kahunge | Partnership | 379 | 330 | 6 | 23 |
| 666 | Kamwenge | St Thomas Aquinas College Kamwenge | Partnership | 591 | 531 | 11 | 22 |
| 667 | Kamwenge | Stella Maris Girls Ss Bunena | Government Aided | 129 | 122 | 4 | 21 |
| 668 | Kanungu | Alliance Academy | Partnership | 360 | 320 | 6 | - |
| 669 | Kanungu | Bishop Calist Sss Mpungu | Government Aided | 165 | 164 | 4 | 11 |
| 670 | Kanungu | Bright Future High School-Kihihi | Partnership | 405 | 370 | 9 | - |
| 671 | Kanungu | Burema Sss | Government Aided | 251 | 232 | 11 | 12 |
| 672 | Kanungu | Butogota Trinity College | Partnership | 371 | 329 | 10 | 15 |
| 673 | Kanungu | Citizen's Standard High School Nyamwegabira | Partnership | 227 | 221 | 4 | - |
| 674 | Kanungu | Kambuga Sss | Government Aided | 619 | 475 | 15 | 26 |
| 675 | Kanungu | Kanyantoro Ss | Partnership | 273 | 265 | 6 | - |
| 676 | Kanungu | Kihihi High School | Government Aided | 793 | 639 | 12 | 20 |
| 677 | Kanungu | Kihihi Muslim Ss | Partnership | 198 | 175 | 4 | - |
| 678 | Kanungu | Kinkizi High School | Government Aided | 663 | 501 | 14 | 14 |
| 679 | Kanungu | Kirima Community Ss | Government Aided | 620 | 611 | 10 | 27 |
| 680 | Kanungu | London Image High School | Partnership | 369 | 356 | 6 | - |
| 681 | Kanungu | Nyakabungo G.B Sss | Government Aided | 273 | 242 | 8 | 20 |
| 682 | Kanungu | Nyakini | Government Aided | 385 | 360 | 12 | 16 |
| 683 | Kanungu | Nyamirama Seed Secondary School | Government Aided | 346 | 328 | 8 | 9 |
| 684 | Kanungu | Nyamiyaga Ss | Government Aided | 521 | 447 | 7 | 12 |
| 685 | Kanungu | Rugyeyo Sss | Government Aided | 236 | 193 | 4 | 7 |
| 686 | Kanungu | Rushoroza Seed School | Government Aided | 290 | 255 | 6 | 11 |
| 687 | Kanungu | San Giovanni School Makiro | Government Aided | 744 | 605 | 16 | 17 |
| 688 | Kanungu | Sanyo Ss | Partnership | - | - | - | - |
| 689 | Kanungu | St Augustine Rutenga | Government Aided | 295 | 289 | 4 | 5 |
| 690 | Kanungu | St Charles Lwanga Ss Zorooma | Partnership | 364 | 341 | 5 | - |
| 691 | Kanungu | St Eriminio Hs Rushoroza | Partnership | 143 | 134 | - | - |
| 692 | Kanungu | St Joseph S.S Kinaba | Partnership | 135 | 127 | 4 | - |
| 693 | Kanungu | St Pius Nyamwegabira | Government Aided | 455 | 368 | 8 | 14 |
| 694 | Kapchorwa | Kapchorwa S.S | Government Aided | 1,365 | 1,274 | 19 | 13 |
| 695 | Kapchorwa | Kaserem S.S | Government Aided | 950 | 905 | 10 | 15 |
| 696 | Kapchorwa | Kawowo S.S | Partnership | 425 | 424 | 8 | 13 |

Ministry of Education and Sports
National USE/UPPET and UPOLET Headcount 2014

| S/N | District | School | Ownership | Enrolment | USE Enrolment | Classes | Teachers |
|-----|-----------|--|------------------|-----------|---------------|---------|----------|
| 697 | Kapchorwa | Sipi S.S | Government Aided | 910 | 850 | 14 | 15 |
| 698 | Kapchorwa | St Mary's Ss Kaptanya | Partnership | 367 | 290 | 4 | 13 |
| 699 | Kapchorwa | St Paul Comprehensive S.S Kapchesombe | Government Aided | 92 | 68 | 5 | - |
| 700 | Kasese | Alliance High School | Partnership | 606 | 438 | 8 | - |
| 701 | Kasese | Bushara High Hills Ss | Partnership | 212 | 227 | 5 | 12 |
| 702 | Kasese | Bwera.S.S | Government Aided | 955 | 672 | 21 | - |
| 703 | Kasese | Bwesumbu Peas High School | Partnership | 412 | 353 | 7 | 10 |
| 704 | Kasese | Cardinal Nsubuga | Partnership | 502 | 496 | 8 | 18 |
| 705 | Kasese | Ebenezer S S | Partnership | 127 | 127 | 7 | 10 |
| 706 | Kasese | Garama Ss | Partnership | 366 | 331 | 11 | - |
| 707 | Kasese | Hamukungu Parents Sch | Government Aided | 115 | 115 | 7 | - |
| 708 | Kasese | Hillside Ss | Partnership | 538 | 385 | 9 | - |
| 709 | Kasese | Hima Adventist Ss | Partnership | 175 | 172 | 4 | 12 |
| 710 | Kasese | Hima Green Hill S.S.S | Partnership | 635 | 581 | 12 | 17 |
| 711 | Kasese | Hima H/S | Partnership | 471 | 339 | 8 | 6 |
| 712 | Kasese | Ihandiro Voc Sec Sch | Partnership | 362 | 345 | 6 | 14 |
| 713 | Kasese | Kabatunda Sda Ss | Partnership | 104 | 104 | 3 | 8 |
| 714 | Kasese | Karambi S.S | Government Aided | 677 | 555 | 11 | 13 |
| 715 | Kasese | Karusandara Sec Sch - Seed | Government Aided | 304 | 273 | 8 | - |
| 716 | Kasese | Kibanzanga High Sch | Partnership | 305 | 291 | 10 | 14 |
| 717 | Kasese | King Jesus College | Partnership | 732 | 549 | 15 | 30 |
| 718 | Kasese | Kisinga Vocational S.S | Government Aided | 828 | 735 | 18 | - |
| 719 | Kasese | Kithoma Peas High School | Partnership | 487 | 457 | 9 | 15 |
| 720 | Kasese | Kitolhu S.S | Government Aided | 471 | 485 | 8 | 9 |
| 721 | Kasese | Kitswamba Sda S.S.S | Partnership | 544 | 536 | 8 | 20 |
| 722 | Kasese | Kuruhe High Sch | Government Aided | 499 | 367 | 18 | 10 |
| 723 | Kasese | Kyarumba Islamic Centre | Partnership | 469 | 423 | 7 | - |
| 724 | Kasese | Lake Katwe Sec Sch | Government Aided | 171 | 151 | 6 | 16 |
| 725 | Kasese | Mahango.S.S | Government Aided | 407 | 374 | 6 | 9 |
| 726 | Kasese | Maliba Sec Sch | Partnership | 653 | 551 | 10 | 8 |
| 727 | Kasese | Margherita Ss Isule | Partnership | 218 | 218 | 9 | 12 |
| 728 | Kasese | Merryland S.S | Partnership | 434 | 432 | 8 | - |
| 729 | Kasese | Mubuku Valley Sec Sch | Partnership | 609 | 558 | 6 | 27 |
| 730 | Kasese | Muhokya Sec Sch | Partnership | 257 | 204 | 4 | 14 |
| 731 | Kasese | Munkunyu S.S | Government Aided | 933 | 840 | 16 | 18 |
| 732 | Kasese | Mutanywana Sec Sch | Government Aided | 613 | 523 | 17 | 13 |
| 733 | Kasese | Ndugutu Standard Academy | Partnership | 282 | 273 | 4 | 5 |
| 734 | Kasese | Nyakiyumbu Sec Sch | Government Aided | 662 | 596 | 14 | 9 |
| 735 | Kasese | Rugendebara Ymca Voc S.S | Government Aided | 345 | 299 | 16 | 11 |
| 736 | Kasese | Rwenzori High Sch | Government Aided | 855 | 733 | 14 | 18 |
| 737 | Kasese | Saad Memorial S.S | Government Aided | 165 | 113 | 8 | 6 |
| 738 | Kasese | St Charles Vocational S.S.Kasanga | Government Aided | 566 | 501 | 17 | 14 |
| 739 | Kasese | St Jude H.S | Partnership | 240 | 183 | 5 | 12 |
| 740 | Kasese | St Kizito Ss Mahango | Partnership | 369 | 332 | 7 | 5 |
| 741 | Kasese | St Thereza Girls S.S | Government Aided | 465 | 408 | 12 | 16 |
| 742 | Kasese | St. Kizito Voc Sec Sch Kituti | Partnership | 441 | 412 | 8 | 17 |
| 743 | Kasese | Trinity Voc Ss | Partnership | 226 | 224 | 4 | 17 |
| 744 | Kasese | Uganda Matyrs College Kyondo | Partnership | 577 | 550 | 10 | 20 |
| 745 | Kasese Mc | Asamu Model S.S | Partnership | 520 | 411 | 13 | 31 |

Ministry of Education and Sports
National USE/UPPET and UPOLET Headcount 2014

| S/N | District | School | Ownership | Enrolment | USE Enrolment | Classes | Teachers |
|-----|-----------|--|------------------|-----------|---------------|---------|----------|
| 746 | Kasese Mc | Kasese H/S | Partnership | 447 | 302 | 18 | 23 |
| 747 | Kasese Mc | Kasese Secondary School | Government Aided | 1,074 | 885 | 21 | 12 |
| 748 | Kasese Mc | Kilembe S.S | Government Aided | 1,023 | 796 | 24 | 14 |
| 749 | Kasese Mc | Mt Rwenzori Girls S.S | Government Aided | 322 | 301 | 10 | 9 |
| 750 | Kasese Mc | Royal Ranges | Partnership | 183 | 180 | 4 | - |
| 751 | Katakwi | Kapujan Community S.S | Government Aided | 354 | 339 | 3 | - |
| 752 | Katakwi | Katakwi H.S | Government Aided | 467 | 416 | 11 | 31 |
| 753 | Katakwi | Magoro Comprehensive S.S.S | Government Aided | 224 | 198 | 4 | 13 |
| 754 | Katakwi | Ngariam Seed S.S | Government Aided | 173 | 130 | 2 | 12 |
| 755 | Katakwi | Ongongonja S.S | Government Aided | 296 | 295 | 4 | 15 |
| 756 | Katakwi | Pricilla Comprehensive Girls S.S.S | Partnership | 141 | 137 | 8 | 14 |
| 757 | Katakwi | Standard Secondary School Katakwi | Partnership | 298 | 236 | 8 | - |
| 758 | Katakwi | Toroma H.S | Partnership | 270 | 262 | 4 | 18 |
| 759 | Katakwi | Toroma S.S | Government Aided | 544 | 529 | 7 | 13 |
| 760 | Katakwi | Usuk S.S | Government Aided | 639 | 547 | 13 | 26 |
| 761 | Kayunga | Baale S.S | Government Aided | 312 | 236 | 11 | 28 |
| 762 | Kayunga | Bugerere H/S Busaana | Partnership | 608 | 525 | 9 | - |
| 763 | Kayunga | Busaale S.S.S | Partnership | 1,390 | 1,086 | 14 | 24 |
| 764 | Kayunga | Busaana Central Sss | Partnership | - | - | - | - |
| 765 | Kayunga | Busaana S.S.S | Government Aided | 868 | 730 | 14 | 51 |
| 766 | Kayunga | Galiraya Seed S.S | Government Aided | 303 | 265 | - | - |
| 767 | Kayunga | Green Valley High School | Partnership | 515 | 440 | 9 | 27 |
| 768 | Kayunga | Greenvine College | Partnership | 900 | 740 | 10 | 20 |
| 769 | Kayunga | Kangulumira Public S.S | Government Aided | 665 | 612 | 17 | 37 |
| 770 | Kayunga | Kayunga Light College School | Partnership | 459 | 404 | 5 | - |
| 771 | Kayunga | Kisega High School | Partnership | 264 | 231 | 4 | 15 |
| 772 | Kayunga | Kitatya S.S | Government Aided | 621 | 558 | 10 | 24 |
| 773 | Kayunga | Kitimbwa Bright Future Ss | Partnership | 651 | 506 | 11 | 22 |
| 774 | Kayunga | Muyallen High School | Partnership | 153 | 117 | 11 | - |
| 775 | Kayunga | Nalinya Irine Ndagire S.S | Partnership | 1,076 | 728 | 11 | 23 |
| 776 | Kayunga | Nazigo Town S.S | Partnership | 897 | 730 | 19 | 38 |
| 777 | Kayunga | Ndeeba S.S.S | Government Aided | 642 | 544 | 11 | 38 |
| 778 | Kayunga | St Boniface S.S.Kasokwe | Partnership | 365 | 305 | 8 | 7 |
| 779 | Kayunga | St John's Busaale | Partnership | 100 | 77 | 4 | - |
| 780 | Kayunga | St Mathias Mulumba S.S Kit | Partnership | 449 | 378 | 10 | 21 |
| 781 | Kayunga | Uganda Martyrs Ss Kangulumira | Partnership | 1,406 | 1,103 | 12 | 36 |
| 782 | Kibaale | Birembo War Memorial Technical Institute | Government Aided | 93 | 126 | 6 | 16 |
| 783 | Kibaale | Buyaga Progressive H/S | Partnership | 544 | 485 | 8 | - |
| 784 | Kibaale | Buyanja Ss | Government Aided | 489 | 431 | 18 | 7 |
| 785 | Kibaale | Bwamiramira Community Ss | Partnership | 158 | 141 | 4 | 14 |
| 786 | Kibaale | Bwikara S.S | Government Aided | 346 | 272 | 8 | 6 |
| 787 | Kibaale | Charity College School Kakumiro | Partnership | 244 | 171 | 5 | - |
| 788 | Kibaale | Kagadi Academy | Partnership | 671 | 643 | 12 | 22 |
| 789 | Kibaale | Kagadi Ss | Government Aided | 439 | 397 | 17 | 15 |
| 790 | Kibaale | Karuguuza Progressive Ss | Partnership | 474 | 359 | 4 | - |
| 791 | Kibaale | King Solomon | Partnership | 216 | 186 | 4 | - |
| 792 | Kibaale | Kings Way Ss | Partnership | 534 | 435 | 8 | 25 |
| 793 | Kibaale | Kisaalizi Parents Sss | Partnership | 257 | 239 | 4 | 13 |

Ministry of Education and Sports
National USE/UPPET and UPOLET Headcount 2014

| S/N | District | School | Ownership | Enrolment | USE Enrolment | Classes | Teachers |
|-----|----------|-----------------------------------|------------------|-----------|---------------|---------|----------|
| 794 | Kibaale | Kisiita Seed Ss | Government Aided | 599 | 554 | 11 | 6 |
| 795 | Kibaale | Kitegwa Community | Partnership | 332 | 303 | 7 | 17 |
| 796 | Kibaale | Kyakabadiima Parents Ss | Partnership | 609 | 488 | 10 | - |
| 797 | Kibaale | Lake Albert Sda Ss | Partnership | 404 | 380 | 6 | - |
| 798 | Kibaale | Mabaale Ss | Government Aided | 519 | 463 | 10 | 27 |
| 799 | Kibaale | Mpeefu Seed Ss | Government Aided | 908 | 778 | 12 | 36 |
| 800 | Kibaale | Naigana Ss | Government Aided | 527 | 485 | 16 | - |
| 801 | Kibaale | Nalweyo Ss | Government Aided | 494 | 434 | 5 | 10 |
| 802 | Kibaale | Nchwanga S.D.A Ss | Partnership | 73 | 73 | 4 | 8 |
| 803 | Kibaale | Nyamarwa Ss | Government Aided | 245 | 233 | 4 | - |
| 804 | Kibaale | Pride Academy Ss | Partnership | 197 | 135 | 5 | 13 |
| 805 | Kibaale | Public Ss Mabale | Partnership | 258 | 219 | 5 | - |
| 806 | Kibaale | Rugashali Ss | Partnership | 371 | 303 | 7 | 18 |
| 807 | Kibaale | St Adolf Tibeyalirwa S.S | Government Aided | 741 | 528 | 21 | 28 |
| 808 | Kibaale | St Albert Sss Kakindo | Government Aided | 441 | 406 | 6 | 24 |
| 809 | Kibaale | St Catherine S.Ss Kicucura | Partnership | 188 | 146 | 4 | - |
| 810 | Kibaale | St Charles Lwanga Voc. Ss Kahunde | Partnership | 238 | 202 | 4 | 16 |
| 811 | Kibaale | St Francis Xavier Modern Ss | Partnership | 277 | 250 | 5 | 12 |
| 812 | Kibaale | St Joseph Ss Kasambya | Government Aided | 274 | 186 | 6 | 6 |
| 813 | Kibaale | St Joseph Ss Nkooko | Government Aided | 155 | 150 | 4 | 9 |
| 814 | Kibaale | St Jude Burora Ss | Partnership | 214 | 178 | 4 | - |
| 815 | Kibaale | St Kirigwajjo Ss | Partnership | 975 | 838 | 13 | 45 |
| 816 | Kibaale | St Kizito Ss Kibedi | Government Aided | 651 | 650 | 7 | 22 |
| 817 | Kibaale | St Margret Mary Girls Ss | Government Aided | 315 | 295 | 10 | 2 |
| 818 | Kibaale | Uganda Martyrs Cen Ss | Government Aided | 766 | 696 | 18 | 16 |
| 819 | Kibaale | Uganda Martyrs Ss Mugalike | Government Aided | 236 | 220 | 10 | 10 |
| 820 | Kiboga | Bamusuta Ss | Government Aided | - | - | - | - |
| 821 | Kiboga | Bukomero Secondary School | Government Aided | 596 | 550 | 16 | 27 |
| 822 | Kiboga | Busulwa Memorial Ss | Government Aided | 287 | 260 | 6 | 14 |
| 823 | Kiboga | High Standard Ss Kateera | Partnership | 581 | 443 | 7 | - |
| 824 | Kiboga | Kapeke Seed Ss | Government Aided | 150 | 83 | 4 | 16 |
| 825 | Kiboga | Katoma Ss | Partnership | 405 | 393 | 6 | - |
| 826 | Kiboga | Kiboga Light College | Partnership | 702 | 716 | 6 | - |
| 827 | Kiboga | Lwamata Seed Ss | Government Aided | 238 | 282 | 4 | 13 |
| 828 | Kiboga | St Lawrence S.S.S. Muwanga | Partnership | 275 | 275 | 6 | 18 |
| 829 | Kibuku | Alliance Ss | Partnership | 792 | 708 | 10 | 29 |
| 830 | Kibuku | Bulangira Ss | Partnership | 463 | 394 | 3 | 18 |
| 831 | Kibuku | Buseta Ss | Government Aided | 673 | 631 | 10 | 4 |
| 832 | Kibuku | Citizens Inter College | Partnership | 729 | 562 | 4 | 6 |
| 833 | Kibuku | High Light Ss | Partnership | 2,407 | 1,950 | 19 | 80 |
| 834 | Kibuku | Kaamu Mem College | Partnership | 398 | 352 | 6 | - |
| 835 | Kibuku | Kagumu Ss | Government Aided | 526 | 482 | 10 | 10 |
| 836 | Kibuku | Kibuku Ss | Government Aided | 509 | 500 | 12 | 1 |
| 837 | Kibuku | Nabiswa Ss | Government Aided | 1,070 | 906 | 18 | 12 |
| 838 | Kiruhura | Buremba S S | Government Aided | 467 | 436 | - | 1 |
| 839 | Kiruhura | Burunga Seed Secondary School | Government Aided | 231 | 216 | 4 | 7 |
| 840 | Kiruhura | Kaaro High School | Government Aided | 386 | 304 | 12 | 13 |
| 841 | Kiruhura | Kanoni S S S | Government Aided | 817 | 749 | 8 | 22 |
| 842 | Kiruhura | Kashongi High School | Government Aided | 528 | 473 | 14 | 15 |
| 843 | Kiruhura | Kazo S S S | Government Aided | 821 | 710 | 15 | 12 |

Ministry of Education and Sports
National USE/UPPET and UPOLET Headcount 2014

| S/N | District | School | Ownership | Enrolment | USE Enrolment | Classes | Teachers |
|-----|-------------|------------------------------------|------------------|-----------|---------------|---------|----------|
| 844 | Kiruhura | Kikatsi Seed Secondary School | Government Aided | 120 | 117 | 8 | - |
| 845 | Kiruhura | Kinoni Community High School | Partnership | 255 | 243 | - | - |
| 846 | Kiruhura | Lake Mburo Senior Secondary School | Government Aided | 280 | 226 | 9 | 8 |
| 847 | Kiruhura | Premier High School | Partnership | 352 | 352 | - | - |
| 848 | Kiruhura | Rwemikoma Seed S S S | Government Aided | 383 | 366 | 8 | 8 |
| 849 | Kiruhura | Sanga Sen Sec School | Government Aided | 269 | 257 | 6 | 12 |
| 850 | Kiryandongo | Anaka Ss | Partnership | 374 | 355 | 8 | - |
| 851 | Kiryandongo | Bweyale Public S.S | Partnership | 708 | 608 | 7 | 17 |
| 852 | Kiryandongo | Kibanda S.S.S | Government Aided | 679 | 590 | 13 | 8 |
| 853 | Kiryandongo | Kigumba S.S.S | Government Aided | 912 | 813 | 20 | 37 |
| 854 | Kiryandongo | Kiryandongo Ss | Partnership | 679 | 609 | 9 | - |
| 855 | Kiryandongo | Masindi Port S.S | Government Aided | 270 | 260 | 4 | 8 |
| 856 | Kiryandongo | Mutunda S.S.S | Government Aided | 485 | 463 | 8 | - |
| 857 | Kisoro | Busanza Sss | Government Aided | 398 | 376 | 10 | 15 |
| 858 | Kisoro | Chahi Seed Sss | Government Aided | 921 | 889 | 15 | 14 |
| 859 | Kisoro | Iryaruvumba H.S | Government Aided | 267 | 254 | 14 | 7 |
| 860 | Kisoro | Kabami Sss | Government Aided | 460 | 435 | 11 | 10 |
| 861 | Kisoro | Kabindi Ss | Government Aided | 1,117 | 1,081 | 25 | 27 |
| 862 | Kisoro | Kanaba Ss | Government Aided | 236 | 231 | 6 | 28 |
| 863 | Kisoro | Muhanga Ss | Government Aided | 510 | 487 | 12 | 8 |
| 864 | Kisoro | Muramba Seed Sss | Government Aided | 273 | 252 | 9 | 5 |
| 865 | Kisoro | Mwumba Progressive Sss | Partnership | 231 | 222 | 7 | 7 |
| 866 | Kisoro | Nteko Community Ss | Partnership | 149 | 131 | 4 | 16 |
| 867 | Kisoro | Nyamirembe Sss | Government Aided | 155 | 138 | 8 | 4 |
| 868 | Kisoro | Nyanamo Voc Sss Kasenyi | Partnership | 103 | 73 | 4 | 9 |
| 869 | Kisoro | Rutaka Community Ss | Partnership | 346 | 321 | 9 | 17 |
| 870 | Kisoro | Rwaramba Ss | Partnership | 425 | 388 | 7 | 20 |
| 871 | Kisoro | Seseme S.S | Government Aided | 380 | 332 | 10 | 16 |
| 872 | Kisoro | St Joseph's Rubuguri Voc. Sss | Partnership | 251 | 228 | 4 | 16 |
| 873 | Kisoro | St Peters Rwanzu Ss | Government Aided | 412 | 389 | 8 | 4 |
| 874 | Kitgum | Agoro Seed Ss | Government Aided | - | 34 | - | - |
| 875 | Kitgum | Arch-Janani Luwumu Mem. School | Government Aided | 288 | 283 | 7 | 16 |
| 876 | Kitgum | Crane Integrated Ss | Partnership | 222 | 98 | 8 | - |
| 877 | Kitgum | Green Light College | Partnership | 361 | 341 | 4 | 15 |
| 878 | Kitgum | Kitgum Alliance College | Partnership | 865 | 794 | 8 | 22 |
| 879 | Kitgum | Kitgum Comprehensive College | Partnership | 2,265 | 1,868 | 16 | 46 |
| 880 | Kitgum | Kitgum Girls' School | Partnership | 270 | 216 | 5 | 13 |
| 881 | Kitgum | Kitgum High School | Government Aided | 783 | 599 | 25 | 80 |
| 882 | Kitgum | Kitgum Intergrated College | Partnership | 528 | 528 | 4 | 18 |
| 883 | Kitgum | Kitgum Matidi Seed Ss | Government Aided | 492 | 479 | 8 | 4 |
| 884 | Kitgum | Kitgum Progressive College | Partnership | 498 | 704 | 6 | 18 |
| 885 | Kitgum | Kitgum Town College | Partnership | 1,611 | 1,467 | 13 | - |
| 886 | Kitgum | Kitgum Vision College | Partnership | 1,048 | 965 | 16 | - |
| 887 | Kitgum | Lagoro Seed Secondary School | Government Aided | 261 | 227 | 4 | 11 |
| 888 | Kitgum | Namokora Voc S.S | Government Aided | 330 | 317 | 9 | - |
| 889 | Kitgum | Omiya Anyima Ss | Government Aided | 204 | 204 | 4 | 5 |
| 890 | Kitgum | Orom Seed Secondary School | Government Aided | 224 | 219 | 4 | 4 |
| 891 | Kitgum | Pongdwongo Oxfard | Partnership | 122 | 51 | 5 | - |
| 892 | Kitgum | Rev. Jabuloni Isoke Mem. | Partnership | 1,248 | 1,424 | 14 | - |

Ministry of Education and Sports
National USE/UPPET and UPOLET Headcount 2014

| S/N | District | School | Ownership | Enrolment | USE Enrolment | Classes | Teachers |
|-----|------------|----------------------------------|------------------|-----------|---------------|---------|----------|
| | | College | | | | | |
| 893 | Kitgum | St Bakhita Girls Ss | Partnership | 237 | 187 | 4 | - |
| 894 | Kitgum | Y.Y Okot Memorial College | Government Aided | 751 | 522 | 16 | 99 |
| 895 | Koboko | Daystar S.S.S | Partnership | 561 | 314 | 10 | 24 |
| 896 | Koboko | Francis Ayume Memorial S.S | Partnership | 443 | 399 | 8 | 20 |
| 897 | Koboko | Koboko Modern Ss | Partnership | 215 | 186 | 7 | 21 |
| 898 | Koboko | Koboko Parents Girls S.S.S | Partnership | 284 | 260 | 6 | 17 |
| 899 | Koboko | Koboko Public S.S.S | Partnership | 370 | 321 | 10 | 17 |
| 900 | Koboko | Koboko Town College | Partnership | 1,033 | 666 | 10 | 37 |
| 901 | Koboko | Kochi Ss | Partnership | 376 | 360 | 10 | 12 |
| 902 | Koboko | Longira S.S.S | Government Aided | 141 | 120 | 12 | 3 |
| 903 | Koboko | Millenium College | Government Aided | 96 | 62 | 4 | 4 |
| 904 | Koboko | Nyai S.S.S | Government Aided | 211 | 190 | 9 | - |
| 905 | Koboko | Nyangilia S.S | Government Aided | 853 | 473 | 16 | 13 |
| 906 | Koboko | Nyarilo S.S | Government Aided | 628 | 456 | 9 | - |
| 907 | Koboko | Ombaci Self-Help S.S | Partnership | 431 | 384 | 6 | 24 |
| 908 | Koboko | St Charles Lwanga College Koboko | Government Aided | 663 | 464 | 16 | 12 |
| 909 | Kole | Abeli Girls S.S | Partnership | 185 | 185 | 8 | 14 |
| 910 | Kole | Aboke High S.S | Government Aided | 357 | 309 | 9 | 6 |
| 911 | Kole | Aculbanya S.S | Government Aided | 1,109 | 1,011 | 16 | 6 |
| 912 | Kole | Akalo S.S | Government Aided | 1,254 | 1,091 | 24 | 28 |
| 913 | Kole | Alito S.S | Government Aided | 618 | 362 | 10 | 4 |
| 914 | Kole | Ayer Seed S.S | Government Aided | 627 | 542 | 4 | 6 |
| 915 | Kole | Fr. Aloysius S.S. Bala | Partnership | 266 | 247 | 4 | 14 |
| 916 | Kotido | Kotido Parents Advanced School | Partnership | 157 | 75 | 4 | - |
| 917 | Kotido | Kotido Ss | Government Aided | 2,239 | 1,899 | 13 | 26 |
| 918 | Kumi | Atutur Seed Ss | Government Aided | 333 | 321 | 4 | 21 |
| 919 | Kumi | Bishop Ilukor | Partnership | 761 | 738 | 10 | 22 |
| 920 | Kumi | Kanyum Comprehensive S.S | Government Aided | 643 | 479 | 10 | - |
| 921 | Kumi | Mukongoro Ark Peas High School | Partnership | 777 | 471 | 10 | - |
| 922 | Kumi | Mukongoro High Sch. | Government Aided | 876 | 755 | 12 | 13 |
| 923 | Kumi | Nyero Peas High School | Partnership | 584 | 443 | 9 | 18 |
| 924 | Kumi | Nyero Rock High School Kumi | Government Aided | 1,201 | 1,112 | 31 | 67 |
| 925 | Kumi | Ongino S.S | Government Aided | 152 | 135 | 4 | 11 |
| 926 | Kumi | Wiggins S.S | Government Aided | 844 | 711 | 19 | 50 |
| 927 | Kween | Binyiny | Partnership | 390 | 388 | 5 | 16 |
| 928 | Kween | Chemanga Seed Sch. | Government Aided | 1,110 | 1,064 | 10 | 33 |
| 929 | Kween | Chemwania S.S | Government Aided | 1,282 | 1,071 | 23 | 44 |
| 930 | Kween | Kapkoch S.S | Government Aided | 218 | 166 | 5 | 20 |
| 931 | Kween | Kapkwata S.S | Partnership | 453 | 453 | 5 | 15 |
| 932 | Kween | Kworus S.S | Partnership | 501 | 400 | 7 | 14 |
| 933 | Kween | Kwosir Girls Boarding Ss | Government Aided | 168 | 111 | 3 | 13 |
| 934 | Kween | St Michael Girls' S.S Kapraron | Partnership | 310 | 266 | 5 | 15 |
| 935 | Kween | Toswo Prog Ss | Partnership | 526 | 385 | 6 | - |
| 936 | Kyankwanzi | Bright Future | Partnership | 409 | 358 | 4 | - |
| 937 | Kyankwanzi | Butemba College | Partnership | 395 | 343 | 4 | - |
| 938 | Kyankwanzi | Buyimbazi Ss | Government Aided | 485 | 399 | 7 | 14 |
| 939 | Kyankwanzi | Kiboga Parent's Sss | Government Aided | 615 | 562 | 9 | 18 |
| 940 | Kyankwanzi | Nankandula Ss | Government Aided | 81 | 63 | 6 | 13 |

Ministry of Education and Sports
National USE/UPPET and UPOLET Headcount 2014

| S/N | District | School | Ownership | Enrolment | USE Enrolment | Classes | Teachers |
|-----|------------|-------------------------------------|------------------|-----------|---------------|---------|----------|
| 941 | Kyankwanzi | Ntwetwe Citizen Ss | Partnership | 668 | 569 | 6 | 18 |
| 942 | Kyankwanzi | St Josephs S.S Kyankwanzi | Government Aided | 88 | 88 | 4 | 9 |
| 943 | Kyankwanzi | St Joseph's Ss Vvumba | Government Aided | 310 | 250 | 11 | 6 |
| 944 | Kyankwanzi | St Joseph's Vocational Sss, Kigando | Government Aided | 339 | 263 | 15 | 30 |
| 945 | Kyankwanzi | St Paul C.O.U Ss | Government Aided | 155 | 139 | 7 | 16 |
| 946 | Kyegegwa | Hapuyyo Sss | Government Aided | 455 | 411 | 11 | 10 |
| 947 | Kyegegwa | Humura Sec School | Government Aided | 740 | 623 | 10 | - |
| 948 | Kyegegwa | Kakabara Sss | Government Aided | 564 | 496 | 10 | - |
| 949 | Kyegegwa | Kasule Seed Sec Sch | Government Aided | 276 | 239 | 7 | 1 |
| 950 | Kyegegwa | Mpara Secondary School | Government Aided | 378 | 355 | 6 | - |
| 951 | Kyegegwa | St Lawrence Vocational Ss | Partnership | 221 | 206 | 4 | - |
| 952 | Kyegegwa | Wekomire Sec School | Government Aided | 582 | 492 | 11 | - |
| 953 | Kyenjojo | Bufunjo Seed Ss | Government Aided | 265 | 261 | 4 | 11 |
| 954 | Kyenjojo | Buhemba Sss | Government Aided | 276 | 247 | 4 | 10 |
| 955 | Kyenjojo | Butunduzi Sss | Partnership | 314 | 291 | 5 | 18 |
| 956 | Kyenjojo | Camel High School | Partnership | 468 | 378 | 6 | - |
| 957 | Kyenjojo | Dreamland Bugaaki High School | Partnership | 583 | 520 | 8 | - |
| 958 | Kyenjojo | Katooke Modern Ss | Partnership | 538 | 516 | 7 | - |
| 959 | Kyenjojo | Katooke Sss | Government Aided | 637 | 551 | 15 | 12 |
| 960 | Kyenjojo | Kisojo Sss | Government Aided | 537 | 504 | 6 | 18 |
| 961 | Kyenjojo | Kyarusizi Ss | Government Aided | 744 | 665 | 9 | 7 |
| 962 | Kyenjojo | Kyenjojo Integrated Ss | Partnership | 622 | 579 | 10 | - |
| 963 | Kyenjojo | Kyenjojo Ss | Government Aided | 886 | 774 | 5 | 25 |
| 964 | Kyenjojo | Maddox Sec Sch | Government Aided | 848 | 749 | 16 | 36 |
| 965 | Kyenjojo | Nyankwanzi High School | Government Aided | 516 | 455 | 6 | 17 |
| 966 | Kyenjojo | Nyarukoma Ss | Government Aided | 420 | 400 | - | - |
| 967 | Kyenjojo | St Adolf High School- Katoosa | Partnership | 690 | 617 | 9 | 26 |
| 968 | Lamwo | Kuc Kigen High School | Partnership | 202 | 152 | 6 | - |
| 969 | Lamwo | Lokung Ss | Government Aided | 411 | 381 | 4 | - |
| 970 | Lamwo | Padibe Girls Comprehensive Ss | Government Aided | 205 | 191 | 8 | 8 |
| 971 | Lamwo | Padibe Secondary | Government Aided | 494 | 428 | 10 | - |
| 972 | Lamwo | Palabek S.S | Government Aided | 457 | 365 | 7 | 10 |
| 973 | Lamwo | St Mary's Collmadi-Opei | Partnership | - | - | - | - |
| 974 | Lira | Agweng Ss | Government Aided | 451 | 440 | 14 | 26 |
| 975 | Lira | Amach Complex Ss | Government Aided | 868 | 840 | 16 | 40 |
| 976 | Lira | Amach Modern Ss | Partnership | 1,524 | 1,366 | 15 | 41 |
| 977 | Lira | Aromo Voc. Ss | Government Aided | 118 | 115 | 6 | 16 |
| 978 | Lira | Barr Ss | Government Aided | 236 | 122 | 2 | 5 |
| 979 | Lira | Bishop Tarantino College | Partnership | 453 | 407 | 8 | - |
| 980 | Lira | Bulluge Comprehensive H/S | Partnership | 1,284 | 1,143 | 14 | 28 |
| 981 | Lira | Comboni College | Government Aided | 595 | 484 | 12 | 8 |
| 982 | Lira | Djira Comprehensive Ss Akia | Partnership | 451 | 455 | 11 | 25 |
| 983 | Lira | Dr Obote College Boroboro | Government Aided | 1,136 | 793 | 24 | 9 |
| 984 | Lira | King James Comp. Ss | Partnership | 2,485 | 2,093 | 23 | 89 |
| 985 | Lira | Light Voc Ss | Partnership | 891 | 884 | 15 | 30 |
| 986 | Lira | Lira Ss | Government Aided | 525 | 423 | 9 | 26 |
| 987 | Lira | St Katherine Ss | Government Aided | 1,144 | 1,035 | 17 | 15 |
| 988 | Lira | Standard High School | Partnership | 453 | 422 | 4 | 20 |
| 989 | Lira | The Cranes Comprehensive Ss | Partnership | 218 | 143 | 4 | 12 |
| 990 | Lira Mc | Bright Light College | Partnership | 630 | 534 | 6 | 26 |

Ministry of Education and Sports
National USE/UPPET and UPOLET Headcount 2014

| S/N | District | School | Ownership | Enrolment | USE Enrolment | Classes | Teachers |
|------|----------|-----------------------------|------------------|-----------|---------------|---------|----------|
| 991 | Lira Mc | Faith Ss | Partnership | 273 | 215 | 8 | 16 |
| 992 | Lira Mc | Lango College | Government Aided | 831 | 543 | 16 | 52 |
| 993 | Lira Mc | Lira Town College | Government Aided | 1,726 | 1,232 | 20 | 69 |
| 994 | Lira Mc | Nancy Compr Ss For The Deaf | Partnership | 223 | 223 | 4 | 16 |
| 995 | Lira Mc | New Generation Ss | Partnership | 337 | 312 | 7 | 19 |
| 996 | Lira Mc | Royal Academy | Partnership | 579 | 367 | 12 | 29 |
| 997 | Lira Mc | Saviors Ss | Partnership | 1,266 | 1,029 | 10 | 25 |
| 998 | Luuka | Bukanga Seed School | Government Aided | 420 | 400 | 14 | 9 |
| 999 | Luuka | Busalamu S S | Government Aided | 1,442 | 1,301 | 19 | 5 |
| 1000 | Luuka | Busiuro S S S | Government Aided | 1,010 | 867 | 16 | 14 |
| 1001 | Luuka | Gonza Ss | Partnership | 684 | 604 | 9 | - |
| 1002 | Luuka | Ikumbya S S | Partnership | 636 | 636 | 4 | 18 |
| 1003 | Luuka | Kiyunga S S | Government Aided | 864 | 771 | 16 | 16 |
| 1004 | Luuka | Kyozira Ss | Partnership | 257 | 215 | 5 | - |
| 1005 | Luuka | Nakabaale H S | Partnership | 834 | 792 | 7 | - |
| 1006 | Luuka | Nakabugu Ss | Partnership | 603 | 660 | 12 | 22 |
| 1007 | Luuka | Nawansaga S S | Government Aided | 868 | 860 | 11 | 6 |
| 1008 | Luuka | Ndege College Butimbwa | Partnership | 771 | 610 | 6 | 24 |
| 1009 | Luuka | Nile H/S-Kiyunga | Partnership | 1,426 | 1,172 | 14 | - |
| 1010 | Luuka | St Paul College Nakabale | Partnership | 821 | 763 | 8 | - |
| 1011 | Luuka | St Stephen Kituuto Sss | Partnership | 639 | 530 | 7 | - |
| 1012 | Luuka | Walibo Seed Ss | Government Aided | 209 | 124 | 8 | 13 |
| 1013 | Luweero | Agape Christian High School | Partnership | 409 | 247 | 8 | - |
| 1014 | Luweero | Atlanta High School | Partnership | 993 | 993 | 7 | 46 |
| 1015 | Luweero | Berbra Hill Sss | Partnership | 479 | 418 | 8 | - |
| 1016 | Luweero | Bombo Army Ss | Government Aided | 1,707 | 1,421 | 20 | 36 |
| 1017 | Luweero | Brilliant College School | Partnership | 378 | 292 | 7 | - |
| 1018 | Luweero | Bulemeezi Ss Vvumba | Partnership | 327 | 327 | - | - |
| 1019 | Luweero | Butanza College | Partnership | 67 | 66 | 8 | 14 |
| 1020 | Luweero | Buzzibwera Ss | Government Aided | 349 | 244 | 14 | 28 |
| 1021 | Luweero | Ebony College | Partnership | 224 | 227 | 5 | - |
| 1022 | Luweero | Green Valley High School | Partnership | 231 | 233 | 4 | - |
| 1023 | Luweero | Kakoola High School | Partnership | 367 | 365 | 12 | - |
| 1024 | Luweero | Kalanamu S S | Partnership | 438 | 415 | 8 | - |
| 1025 | Luweero | Kalasa College | Government Aided | 240 | 205 | 7 | 21 |
| 1026 | Luweero | Kasana Ss | Partnership | 468 | 435 | 9 | - |
| 1027 | Luweero | Kasana Town Academy | Partnership | 478 | 420 | 12 | - |
| 1028 | Luweero | Kayindu Ss | Partnership | 210 | 210 | 8 | - |
| 1029 | Luweero | Kikyusa High School | Partnership | 579 | 517 | 9 | - |
| 1030 | Luweero | Kings College Bamunanika | Partnership | 571 | 600 | 5 | - |
| 1031 | Luweero | Kkubo Ss | Partnership | 156 | 133 | 5 | - |
| 1032 | Luweero | Lukole Ss | Partnership | 498 | 470 | 7 | - |
| 1033 | Luweero | Luteete Ss | Government Aided | 819 | 717 | 13 | 42 |
| 1034 | Luweero | Luweero Central Ss | Partnership | 594 | 395 | 8 | - |
| 1035 | Luweero | Luweero H.S | Partnership | 634 | 537 | 15 | 35 |
| 1036 | Luweero | Luweero Seed Ss | Government Aided | 313 | 259 | 8 | 20 |
| 1037 | Luweero | Luwube Muslim Ss | Partnership | 157 | 140 | 6 | - |
| 1038 | Luweero | Mazzi Voc Sss | Government Aided | 259 | 214 | 5 | 19 |
| 1039 | Luweero | Mpigi Ss | Government Aided | 310 | 291 | 6 | 27 |
| 1040 | Luweero | Nakatonya Islamic Sec Sch | Partnership | 310 | 260 | 7 | - |
| 1041 | Luweero | Naluvule College School | Partnership | 356 | 308 | 6 | 28 |
| 1042 | Luweero | Nambi Community Sec And | Partnership | 437 | 375 | 5 | - |

Ministry of Education and Sports
National USE/UPPET and UPOLET Headcount 2014

| S/N | District | School | Ownership | Enrolment | USE Enrolment | Classes | Teachers |
|------|-----------|---------------------------------------|------------------|-----------|---------------|---------|----------|
| | | Vocational School | | | | | |
| 1043 | Luweero | Nambi Sec & Vocational Skills | Partnership | 283 | 227 | 7 | - |
| 1044 | Luweero | Ndejje Day Voc.Ss | Partnership | 605 | 511 | 12 | - |
| 1045 | Luweero | New Life Ss | Partnership | 564 | 493 | 6 | - |
| 1046 | Luweero | Sekamuli C/U Ss | Partnership | 210 | 197 | 6 | - |
| 1047 | Luweero | Semu M Muwanguzi Sss | Government Aided | 141 | 141 | 4 | 15 |
| 1048 | Luweero | Shanamu Bombo High School | Partnership | 1,076 | 681 | 13 | - |
| 1049 | Luweero | Shine High School Kangavve | Partnership | 496 | 405 | 10 | - |
| 1050 | Luweero | St Daniel Comboni College Kasaala | Partnership | 305 | 206 | 5 | - |
| 1051 | Luweero | St John Voc Sch-Kalere | Partnership | 258 | 229 | 6 | 15 |
| 1052 | Luweero | St John's Nandere Ss | Government Aided | 598 | 507 | 12 | 25 |
| 1053 | Luweero | St Kalori Lwanga Ss Mulajje | Government Aided | 369 | 266 | 5 | 23 |
| 1054 | Luweero | St Kizito Katikamu Kisule Ss | Government Aided | 1,210 | 963 | 17 | 48 |
| 1055 | Luweero | St.Andrew Kaggwa's Sss | Government Aided | 777 | 665 | 13 | 32 |
| 1056 | Luweero | Sureland Academy | Partnership | 177 | 157 | 10 | - |
| 1057 | Luweero | Target Community College | Government Aided | 595 | 516 | 11 | 12 |
| 1058 | Luweero | Wakatayi Ss | Government Aided | 739 | 561 | 17 | 38 |
| 1059 | Luweero | Wobulenzi Prog Ss | Partnership | 342 | 340 | 6 | - |
| 1060 | Lwengo | Badru Kakungulu Mem Ss Kyazanga | Partnership | 606 | 526 | 20 | 26 |
| 1061 | Lwengo | Busibo Ss | Partnership | 239 | 205 | 4 | 14 |
| 1062 | Lwengo | Good Samaritan High School | Partnership | 473 | 458 | 11 | - |
| 1063 | Lwengo | Kaikolongo Seed Secondary School | Government Aided | 662 | 578 | 8 | 10 |
| 1064 | Lwengo | Kaswa H/S | Partnership | 259 | 193 | 5 | - |
| 1065 | Lwengo | Kinoni Integrated Ss | Partnership | 750 | 564 | 18 | - |
| 1066 | Lwengo | Mayira H/S | Partnership | 254 | 234 | 4 | 11 |
| 1067 | Lwengo | Mbiriizi High School | Partnership | 501 | 345 | 8 | 19 |
| 1068 | Lwengo | Modern High School | Partnership | 345 | 314 | 8 | 14 |
| 1069 | Lwengo | Modern Ss Mbirizi | Partnership | 379 | 87 | 2 | 8 |
| 1070 | Lwengo | Nakateete S.S | Government Aided | 543 | 484 | 13 | 13 |
| 1071 | Lwengo | Nakenyi S.S.S | Government Aided | 592 | 486 | 12 | 14 |
| 1072 | Lwengo | Ndagwe S.S | Government Aided | 554 | 433 | 11 | 10 |
| 1073 | Lwengo | Sseke S.S | Government Aided | 933 | 859 | 27 | 22 |
| 1074 | Lwengo | St Anthony Ss Kyazanga | Partnership | 447 | 406 | - | - |
| 1075 | Lwengo | St Bernards Ss Kiswera | Partnership | 1,198 | 959 | 12 | - |
| 1076 | Lwengo | St Clement S.S Nkoni | Government Aided | 779 | 653 | 14 | 28 |
| 1077 | Lwengo | St Edward Kingo S.S.S | Partnership | 197 | 166 | 2 | - |
| 1078 | Lwengo | St James Sec And Voc. School Kalugulu | Partnership | 185 | 175 | 4 | - |
| 1079 | Lwengo | St Joseph Mary Ss Mbirizi | Partnership | 678 | 606 | 10 | - |
| 1080 | Lwengo | St Paul Kyanukuzi Ss | Government Aided | 525 | 400 | 4 | 6 |
| 1081 | Lyantonde | Kasagama S.S | Partnership | 124 | 124 | 2 | - |
| 1082 | Lyantonde | Kinuuka Seed S.S | Government Aided | 240 | 228 | 8 | 9 |
| 1083 | Lyantonde | Lyantonde S.S.S | Government Aided | 521 | 434 | 7 | 15 |
| 1084 | Lyantonde | Mpumudde S.S.S | Partnership | 351 | 320 | 4 | 8 |
| 1085 | Lyantonde | St Gonzaga S.S.S | Government Aided | 945 | 774 | 18 | 21 |
| 1086 | Lyantonde | St Johns Kaliro Comp. S.S | Government Aided | 716 | 628 | 11 | 16 |
| 1087 | Manafwa | Africana S.S | Partnership | 366 | 286 | 9 | 18 |
| 1088 | Manafwa | Bubulo S.S | Government Aided | 1,478 | 1,406 | 18 | 10 |
| 1089 | Manafwa | Bubutu S.S | Government Aided | 721 | 667 | 8 | 10 |
| 1090 | Manafwa | Bugobero H.S | Government Aided | 732 | 687 | 16 | 16 |

Ministry of Education and Sports
National USE/UPPET and UPOLET Headcount 2014

| S/N | District | School | Ownership | Enrolment | USE Enrolment | Classes | Teachers |
|------|-----------|----------------------------------|------------------|-----------|---------------|---------|----------|
| 1091 | Manafwa | Bukokho S.S | Government Aided | 477 | 428 | - | - |
| 1092 | Manafwa | Bumbo S.S | Government Aided | 1,402 | 1,235 | 14 | 42 |
| 1093 | Manafwa | Butiru Christian Comp Ss | Partnership | 943 | 750 | 12 | 32 |
| 1094 | Manafwa | Butiru Model Comp. S.S | Government Aided | 484 | 412 | 4 | 1 |
| 1095 | Manafwa | Butiru S.S | Government Aided | 430 | 384 | 5 | 14 |
| 1096 | Manafwa | Buwagogo S.S | Partnership | 477 | 511 | 6 | 16 |
| 1097 | Manafwa | Buwesswa S.S | Government Aided | 725 | 660 | 10 | 8 |
| 1098 | Manafwa | Kimaluli High | Government Aided | 749 | 831 | 9 | 15 |
| 1099 | Manafwa | Lwakhakha S.S.S | Government Aided | 702 | 603 | 11 | 10 |
| 1100 | Manafwa | Magale Parents S.S.S | Partnership | 827 | 673 | 15 | 30 |
| 1101 | Manafwa | Magale Royal Integrated S.S | Partnership | 1,004 | 786 | 11 | 23 |
| 1102 | Manafwa | Magale S.S | Government Aided | 1,129 | 956 | 18 | 49 |
| 1103 | Manafwa | Manafa High School | Partnership | 933 | 843 | 8 | 24 |
| 1104 | Manafwa | Mandela Comprehensive H.S | Partnership | 460 | 408 | 7 | 24 |
| 1105 | Manafwa | Namirama Community Ss | Partnership | 227 | 199 | 4 | 15 |
| 1106 | Manafwa | Namisindwa S.S | Government Aided | 241 | 112 | 3 | 23 |
| 1107 | Manafwa | Riverside Compr Secondary School | Partnership | 692 | 652 | 9 | 24 |
| 1108 | Manafwa | Sibanga Polytechnic S.S | Partnership | 120 | 121 | 7 | - |
| 1109 | Manafwa | St Mary's College Mayenze | Partnership | 930 | 867 | 8 | 20 |
| 1110 | Manafwa | St Stephen's Comp Ss | Partnership | 696 | 647 | 7 | 24 |
| 1111 | Manafwa | Trinity College Maala | Partnership | 479 | 462 | 4 | 16 |
| 1112 | Manafwa | Wabwala S.S | Government Aided | 666 | 470 | 12 | 12 |
| 1113 | Maracha | All Saints S.S Oluvu | Partnership | 132 | 127 | 6 | - |
| 1114 | Maracha | Kijomoro S.S | Government Aided | 524 | 482 | 11 | 20 |
| 1115 | Maracha | Kololo Public Ss | Partnership | 415 | 382 | 6 | 17 |
| 1116 | Maracha | Maracha High School | Partnership | 280 | 277 | 1 | 15 |
| 1117 | Maracha | Maracha Secondary School | Government Aided | 602 | 360 | 15 | 25 |
| 1118 | Maracha | Oleba S.S | Government Aided | 752 | 720 | 12 | 17 |
| 1119 | Maracha | Otravu S.S | Government Aided | 618 | 535 | 13 | 39 |
| 1120 | Maracha | Yivu S.S | Government Aided | 293 | 267 | 6 | 24 |
| 1121 | Masaka | Ggulama Ss Nakateete | Partnership | 261 | 255 | 7 | 13 |
| 1122 | Masaka | Green Hill Ss Bukoto Masaka | Partnership | 324 | 282 | 6 | - |
| 1123 | Masaka | John Hill Ss | Partnership | 306 | 298 | 7 | 11 |
| 1124 | Masaka | Kaddugala S.S | Government Aided | 614 | 515 | 11 | 33 |
| 1125 | Masaka | Kikungwe S.S | Government Aided | 464 | 409 | 20 | 29 |
| 1126 | Masaka | Kirimya High School | Partnership | 473 | 289 | 10 | 18 |
| 1127 | Masaka | Kirimya Voc.S.S Mugendawala | Partnership | 563 | 457 | 6 | - |
| 1128 | Masaka | Kitengeesa Comprehensive | Partnership | 320 | 279 | 13 | 15 |
| 1129 | Masaka | Kizza Memorial Vocational S.S.S | Partnership | 198 | 175 | 10 | 21 |
| 1130 | Masaka | Lakes High Sch.Kalinga | Partnership | 231 | 186 | 7 | - |
| 1131 | Masaka | Lakeside S.S Nkoma | Partnership | 475 | 419 | 8 | 17 |
| 1132 | Masaka | Mawanda Hill Girls Ss | Partnership | 99 | 114 | 4 | 14 |
| 1133 | Masaka | Mivule Ss | Partnership | 199 | 138 | 8 | 13 |
| 1134 | Masaka | St Anthony S.S Kayunga | Government Aided | 924 | 816 | 13 | 31 |
| 1135 | Masaka | St Martin S.S Narozali | Partnership | 320 | 307 | 7 | - |
| 1136 | Masaka | St Maurice Lwaggulwe S.S.S | Government Aided | 509 | 454 | 10 | 18 |
| 1137 | Masaka | St Michael Vocational Ss Butende | Partnership | 314 | 281 | 6 | 20 |
| 1138 | Masaka | St Mugagga Voc School Kkindu | Partnership | 317 | 293 | 8 | - |
| 1139 | Masaka Mc | Bwala Ss | Partnership | 327 | 207 | 9 | 27 |

Ministry of Education and Sports
National USE/UPPET and UPOLET Headcount 2014

| S/N | District | School | Ownership | Enrolment | USE Enrolment | Classes | Teachers |
|------|------------|--------------------------------------|------------------|-----------|---------------|---------|----------|
| 1140 | Masaka Mc | Kijjabwemi S.S | Government Aided | 1,182 | 999 | 17 | 15 |
| 1141 | Masaka Mc | Masaka Academy | Partnership | 290 | 242 | 4 | - |
| 1142 | Masaka Mc | Masaka Islamic S.S | Partnership | 286 | 261 | 8 | - |
| 1143 | Masaka Mc | Masaka Parents | Partnership | 712 | 553 | 12 | - |
| 1144 | Masaka Mc | Mutesa Li Hs | Partnership | 83 | 14 | 6 | - |
| 1145 | Masaka Mc | Nelson Mandela Ss | Partnership | 641 | 637 | 8 | 18 |
| 1146 | Masaka Mc | Numasa Ss | Partnership | 773 | 701 | 10 | - |
| 1147 | Masaka Mc | Nyendo Mixed Ss | Partnership | 235 | 154 | 6 | - |
| 1148 | Masaka Mc | St Bruno Serunkuuma S.S | Partnership | 315 | 274 | 4 | - |
| 1149 | Masindi | Bwijanga S.S | Government Aided | 598 | 560 | 8 | 14 |
| 1150 | Masindi | Ikoba Girls S.S | Government Aided | 255 | 221 | 11 | 27 |
| 1151 | Masindi | Kinyara S.S.S | Government Aided | 881 | 765 | 21 | 35 |
| 1152 | Masindi | Kiyuya Seed S.S | Government Aided | 615 | 553 | 10 | 22 |
| 1153 | Masindi | St Paul's S.S Pakanyi | Government Aided | 422 | 388 | 7 | 20 |
| 1154 | Masindi Mc | Excel High School | Partnership | 539 | 421 | 9 | - |
| 1155 | Masindi Mc | Greenfield Ss | Partnership | 1,121 | 1,064 | 10 | - |
| 1156 | Masindi Mc | Keff Secondary School | Partnership | 656 | 640 | 7 | - |
| 1157 | Masindi Mc | Kings College Masindi | Partnership | 569 | 490 | 9 | - |
| 1158 | Masindi Mc | Masindi Academy | Partnership | 271 | 241 | 4 | - |
| 1159 | Masindi Mc | Masindi Army | Government Aided | 904 | 783 | 11 | 29 |
| 1160 | Masindi Mc | Masindi S.S.S | Government Aided | 1,200 | 1,066 | 27 | 38 |
| 1161 | Masindi Mc | Nyangahya Community S.S | Government Aided | 312 | 287 | 5 | 18 |
| 1162 | Masindi Mc | St Dominic Savio Boys' Ss | Partnership | 541 | 499 | - | - |
| 1163 | Mayuge | Bufulubi Ss | Partnership | 610 | 550 | 4 | 13 |
| 1164 | Mayuge | Bukabooli Seed Ss | Government Aided | 267 | 247 | 4 | - |
| 1165 | Mayuge | Bunya S.S | Government Aided | 1,849 | 1,583 | 25 | 14 |
| 1166 | Mayuge | Busoga S.S.S | Partnership | 816 | 656 | 12 | 21 |
| 1167 | Mayuge | Delta High School | Partnership | 1,413 | 1,092 | 14 | 18 |
| 1168 | Mayuge | Hillside Ss | Partnership | 919 | 917 | - | 27 |
| 1169 | Mayuge | Iganga Star College Busagwa | Partnership | 360 | 264 | 16 | - |
| 1170 | Mayuge | Kaluba H.S | Government Aided | 794 | 777 | 9 | - |
| 1171 | Mayuge | Kigandalo S.S.S | Government Aided | 841 | 780 | 12 | 12 |
| 1172 | Mayuge | Kityerera Ark Peas High School | Partnership | 398 | 272 | 8 | 15 |
| 1173 | Mayuge | Kyoga Sss | Partnership | 932 | 912 | 5 | 18 |
| 1174 | Mayuge | Little Rock High School (Mashaga) | Partnership | 731 | 729 | 7 | 19 |
| 1175 | Mayuge | Luubu S.S | Partnership | 758 | 724 | 7 | 19 |
| 1176 | Mayuge | Malongo Ark Peas High School, Mayuge | Partnership | 326 | 326 | 6 | 15 |
| 1177 | Mayuge | Malongo S.S | Government Aided | 511 | 491 | 8 | 24 |
| 1178 | Mayuge | Mayuge Central Ss | Partnership | 365 | 352 | 5 | - |
| 1179 | Mayuge | Mayuge Hill Ss | Partnership | 282 | 281 | 5 | - |
| 1180 | Mayuge | Sarah Ntiro Ss | Partnership | 534 | 499 | 9 | 17 |
| 1181 | Mayuge | St John Buwaaya S.S.S | Government Aided | 994 | 970 | 12 | 9 |
| 1182 | Mayuge | St Peters' Ss Iguluibi | Partnership | 212 | 195 | - | 14 |
| 1183 | Mayuge | Waitambogwe S.S | Government Aided | 776 | 685 | 12 | 7 |
| 1184 | Mayuge | Wante Muslim S.S | Partnership | 312 | 298 | 4 | 18 |
| 1185 | Mbale | Bubyangu Ss | Partnership | - | - | - | - |
| 1186 | Mbale | Bufumbo Sec.Sch. | Government Aided | 514 | 507 | 4 | - |
| 1187 | Mbale | Bugema Comprehensive Sec.Sch | Partnership | 1,061 | 995 | 15 | 36 |
| 1188 | Mbale | Bugisu Prog. Ss | Partnership | 578 | 587 | 7 | 18 |

Ministry of Education and Sports
National USE/UPPET and UPOLET Headcount 2014

| S/N | District | School | Ownership | Enrolment | USE Enrolment | Classes | Teachers |
|------|------------|---------------------------------|------------------|-----------|---------------|---------|----------|
| 1189 | Mbale | Bukonde Sec. Sch. | Government Aided | 667 | 590 | 7 | - |
| 1190 | Mbale | Bungokho Sec.Sch | Government Aided | 438 | 380 | 7 | 6 |
| 1191 | Mbale | Busano Sec .Sch | Government Aided | 511 | 418 | 6 | - |
| 1192 | Mbale | Busiu Central College | Partnership | 737 | 621 | 7 | 23 |
| 1193 | Mbale | Busiu Sec.Sch. | Government Aided | 817 | 739 | 19 | - |
| 1194 | Mbale | Maharishi Ss | Partnership | 58 | 52 | 7 | 13 |
| 1195 | Mbale | Makhai .S.S | Government Aided | 181 | 158 | 4 | - |
| 1196 | Mbale | Masaba High School | Partnership | 1,077 | 775 | 11 | - |
| 1197 | Mbale | Mbale School For The Deaf | Government Aided | 202 | 162 | 4 | 4 |
| 1198 | Mbale | Mulatsi Sec.Sch | Government Aided | 215 | 206 | 7 | 6 |
| 1199 | Mbale | Musese Sec.School | Government Aided | 1,202 | 1,026 | 9 | 28 |
| 1200 | Mbale | Nabumali Girls High School | Partnership | - | - | - | - |
| 1201 | Mbale | Nabumali Sec.Sch | Government Aided | 519 | 405 | 7 | 13 |
| 1202 | Mbale | Nakaloke Isamic Ss | Partnership | 1,135 | 978 | 10 | - |
| 1203 | Mbale | Nakaloke S.S | Government Aided | 1,292 | 1,122 | 22 | - |
| 1204 | Mbale | Noor Islamic Institute Ss | Partnership | 328 | 295 | 6 | - |
| 1205 | Mbale | Nyondo Ss | Government Aided | 1,782 | 1,398 | 26 | 25 |
| 1206 | Mbale | Semei Kakungulu High School | Partnership | 322 | 305 | 9 | 19 |
| 1207 | Mbale | St Thomas Comprehensive College | Partnership | 767 | 659 | 10 | 28 |
| 1208 | Mbale | Wanale Sec .Sch | Government Aided | 428 | 428 | 6 | 1 |
| 1209 | Mbale Mc | Maluku Secondary School | Partnership | 1,589 | 1,164 | 14 | 49 |
| 1210 | Mbale Mc | Mbale High School | Government Aided | 1,674 | 1,488 | 9 | 11 |
| 1211 | Mbale Mc | Mooni High School | Partnership | 446 | 427 | 8 | 21 |
| 1212 | Mbale Mc | Nkoma High School | Partnership | 346 | 346 | 4 | 15 |
| 1213 | Mbale Mc | Nkoma Ss. | Government Aided | 2,878 | 2,377 | 33 | 21 |
| 1214 | Mbale Mc | Oxford High School Mbale | Partnership | 2,717 | 2,120 | 25 | 50 |
| 1215 | Mbale Mc | Townside High School Mbale | Partnership | 1,095 | 1,014 | 9 | 19 |
| 1216 | Mbale Mc | Uni - Link High School | Partnership | 2,147 | 1,859 | 15 | 43 |
| 1217 | Mbarara | Bugamba Sss | Government Aided | 532 | 487 | 15 | 19 |
| 1218 | Mbarara | Kashaka High School | Partnership | 476 | 464 | 12 | 1 |
| 1219 | Mbarara | Kashari Ss | Partnership | 538 | 473 | 13 | 28 |
| 1220 | Mbarara | Kent Foundation College | Partnership | 135 | 91 | 11 | 22 |
| 1221 | Mbarara | Laki High School Bujaga | Government Aided | 277 | 180 | 6 | 28 |
| 1222 | Mbarara | Mwizi Sss | Government Aided | 408 | 394 | 10 | 25 |
| 1223 | Mbarara | New High School | Partnership | 388 | 295 | 7 | - |
| 1224 | Mbarara | Nombe Ss | Government Aided | 676 | 582 | 16 | 43 |
| 1225 | Mbarara | Nyakayojo Ss | Government Aided | 485 | 382 | 20 | 61 |
| 1226 | Mbarara | Rugando College | Partnership | 339 | 321 | 7 | - |
| 1227 | Mbarara | Rutooma Ss | Government Aided | 435 | 372 | 16 | 39 |
| 1228 | Mbarara | Rwantsinga High School | Government Aided | 430 | 389 | 10 | 33 |
| 1229 | Mbarara | Rwenyanga Ss | Partnership | 415 | 389 | 8 | 24 |
| 1230 | Mbarara | St Andrew's Rubindi Ss | Government Aided | 618 | 510 | 14 | 57 |
| 1231 | Mbarara | St Charles Lwanga Ss Akashanda | Partnership | 409 | 304 | 8 | - |
| 1232 | Mbarara | St Paul Biharwe High School | Partnership | 526 | 440 | 10 | 27 |
| 1233 | Mbarara | St Paul's Ss Kagongi | Government Aided | 644 | 584 | 10 | 31 |
| 1234 | Mbarara | St Peter Katukuru Ss | Government Aided | 440 | 390 | 11 | 35 |
| 1235 | Mbarara | Tropical Ss Bwizibwera | Partnership | 553 | 550 | 12 | 31 |
| 1236 | Mbarara | Western College Mbarara | Partnership | 612 | 441 | 14 | 32 |
| 1237 | Mbarara Mc | Maanji Memorial Academy | Partnership | 142 | 115 | 15 | 29 |
| 1238 | Mbarara Mc | Mbarara Army Boarding Ss | Government Aided | 1,249 | 1,053 | 16 | 42 |

Ministry of Education and Sports
National USE/UPPET and UPOLET Headcount 2014

| S/N | District | School | Ownership | Enrolment | USE Enrolment | Classes | Teachers |
|------|------------|----------------------------------|------------------|-----------|---------------|---------|----------|
| 1239 | Mbarara Mc | Mbarara College | Partnership | 247 | 203 | 10 | 15 |
| 1240 | Mbarara Mc | Mbarara Ss | Government Aided | 793 | 745 | 21 | 51 |
| 1241 | Mbarara Mc | Ngabo Academy Of Science And Dev | Partnership | 392 | 237 | 11 | 27 |
| 1242 | Mbarara Mc | Nyamitanga Ss | Government Aided | 425 | 318 | 5 | 36 |
| 1243 | Mitooma | Bitereko Voc Ss | Partnership | 232 | 171 | 5 | 14 |
| 1244 | Mitooma | Bubangizi S.S.S | Government Aided | 1,012 | 756 | 14 | 48 |
| 1245 | Mitooma | Ijumo Progressive Ss | Partnership | 585 | 565 | 9 | 25 |
| 1246 | Mitooma | Kanyabwanga S.S | Government Aided | 352 | 328 | 8 | 26 |
| 1247 | Mitooma | Kashenshero Girls S.S S | Government Aided | 537 | 448 | 12 | 33 |
| 1248 | Mitooma | Kigarama Mixed S.S | Government Aided | 601 | 555 | 12 | 28 |
| 1249 | Mitooma | Kins Ss | Partnership | 382 | 332 | 6 | 11 |
| 1250 | Mitooma | Kirembe High School | Partnership | 445 | 340 | 7 | 17 |
| 1251 | Mitooma | Kiyanga Voc. S.S | Partnership | 363 | 358 | 4 | - |
| 1252 | Mitooma | Mahungye S.S | Government Aided | 666 | 609 | 10 | 39 |
| 1253 | Mitooma | Mayanga Progressive Ss | Partnership | 378 | 353 | 8 | 17 |
| 1254 | Mitooma | Mitooma Voc. Ss | Partnership | 290 | 243 | 8 | 24 |
| 1255 | Mitooma | Nkinga Voc. S.S.S | Government Aided | 602 | 502 | 12 | 30 |
| 1256 | Mitooma | Nyakishojwa S.S | Government Aided | 612 | 557 | 19 | 37 |
| 1257 | Mitooma | Peas Bridge High School | Partnership | 249 | 241 | 8 | - |
| 1258 | Mitooma | Ruhinda S.S | Government Aided | 978 | 741 | 17 | 29 |
| 1259 | Mitooma | Ryakitanga Secondary School | Partnership | 212 | 203 | 6 | 14 |
| 1260 | Mitooma | St Noah S.S Mutara | Government Aided | 955 | 901 | 12 | 33 |
| 1261 | Mityana | Bujubi S.S | Government Aided | 460 | 388 | 7 | 26 |
| 1262 | Mityana | Busujju Ss | Partnership | 329 | 229 | 6 | 16 |
| 1263 | Mityana | Buyambi St John's S.S | Partnership | 534 | 455 | 11 | - |
| 1264 | Mityana | Kalangaalo S.S | Government Aided | 644 | 575 | 7 | 6 |
| 1265 | Mityana | Kiggwa S.S.S | Government Aided | 271 | 208 | 10 | - |
| 1266 | Mityana | King Faisal Bbuye Islamic | Partnership | 771 | 664 | 12 | - |
| 1267 | Mityana | Kiwawu S.S.S | Government Aided | 449 | 404 | 5 | 9 |
| 1268 | Mityana | Mityana College Kikumbi | Partnership | 839 | 724 | 17 | 38 |
| 1269 | Mityana | Mityana Trinity College | Partnership | 499 | 562 | 9 | 25 |
| 1270 | Mityana | Naama S.S | Government Aided | 350 | 297 | 8 | - |
| 1271 | Mityana | Nabbunga Parents | Partnership | 583 | 506 | 9 | 15 |
| 1272 | Mityana | Nakwaya S.S | Government Aided | 448 | 400 | 7 | - |
| 1273 | Mityana | Namutamba Sec School | Government Aided | 311 | 305 | 4 | 3 |
| 1274 | Mityana | Pioneer Ss | Partnership | 268 | 182 | 6 | - |
| 1275 | Mityana | Pride Ss | Partnership | 1,300 | 1,037 | 14 | - |
| 1276 | Mityana | Sekanyonyi Sss | Government Aided | 572 | 415 | 7 | - |
| 1277 | Mityana | St Francis Sss | Partnership | 830 | 708 | 15 | - |
| 1278 | Mityana | St Henry's S S Misigi | Partnership | 158 | 116 | 4 | - |
| 1279 | Mityana | St Joseph S.S Kakindu | Government Aided | 573 | 498 | 13 | 19 |
| 1280 | Mityana | St Jude Ss Mityana | Partnership | 14 | 13 | 5 | 8 |
| 1281 | Mityana | St Kizito Bukalammuli Ss | Partnership | 161 | 120 | 6 | 14 |
| 1282 | Mityana | St Kizito Sss Banda | Government Aided | 302 | 257 | 5 | - |
| 1283 | Mityana | St Peters S.S Busubizi | Partnership | 364 | 192 | 7 | - |
| 1284 | Mityana | Township S.S.S Mityana | Partnership | 614 | 517 | 6 | - |
| 1285 | Mityana | Wamala High School | Partnership | 213 | 171 | 6 | 16 |
| 1286 | Moroto | Nadunget S.S.S | Government Aided | 403 | 373 | 4 | - |
| 1287 | Moroto Mc | Moroto High School | Government Aided | 1,008 | 744 | 16 | 16 |
| 1288 | Moroto Mc | Moroto Parents Standard Academy | Partnership | 255 | 218 | 8 | 13 |

Ministry of Education and Sports
National USE/UPPET and UPOLET Headcount 2014

| S/N | District | School | Ownership | Enrolment | USE Enrolment | Classes | Teachers |
|------|----------|--|------------------|-----------|---------------|---------|----------|
| 1289 | Moyo | Bishop Asilli | Partnership | 972 | 839 | 16 | 22 |
| 1290 | Moyo | Itula Ss | Government Aided | 195 | 161 | 14 | 30 |
| 1291 | Moyo | Laropi Ss | Government Aided | 244 | 217 | 8 | 10 |
| 1292 | Moyo | Lefori Ss | Government Aided | 193 | 157 | 13 | 8 |
| 1293 | Moyo | Logoba Ss | Partnership | 217 | 183 | 4 | 12 |
| 1294 | Moyo | Lohwa Day Ss | Partnership | 475 | 400 | 5 | 17 |
| 1295 | Moyo | Metu Ss | Government Aided | 631 | 462 | 19 | 17 |
| 1296 | Moyo | Moyo Ss | Government Aided | 344 | 233 | 14 | 8 |
| 1297 | Moyo | Moyo Town Ss | Partnership | 681 | 536 | 12 | 22 |
| 1298 | Moyo | Obongi Ss | Government Aided | 327 | 296 | 12 | 10 |
| 1299 | Mpigi | Brain Trust College Kawumba Lci | Partnership | 204 | 185 | 4 | 11 |
| 1300 | Mpigi | Bulamu Sec.Sch. | Government Aided | 581 | 458 | 10 | 42 |
| 1301 | Mpigi | Bunjako Island | Partnership | 59 | 44 | 6 | 8 |
| 1302 | Mpigi | Buwama High School | Partnership | 197 | 172 | 10 | 25 |
| 1303 | Mpigi | Buyiga Seed Ss | Government Aided | 28 | 23 | 2 | 12 |
| 1304 | Mpigi | Cardinal Nsubuga S.S.S Kitakyusa | Government Aided | 383 | 374 | 10 | 31 |
| 1305 | Mpigi | Fisher Branch Kalagala High Sch. | Partnership | 480 | 353 | 11 | 27 |
| 1306 | Mpigi | Kayabwe High School | Partnership | 601 | 527 | 8 | 31 |
| 1307 | Mpigi | Kibuuka Memorial S.S.S | Government Aided | 568 | 463 | 15 | 43 |
| 1308 | Mpigi | Kikomeko S.S Kituntu | Partnership | 483 | 447 | 8 | 27 |
| 1309 | Mpigi | Lumuza H/S Katende | Partnership | 213 | 213 | 8 | 19 |
| 1310 | Mpigi | Mitala Maria Hill School | Partnership | 515 | 448 | 10 | 35 |
| 1311 | Mpigi | Mitala Maria Progressive Ss | Partnership | 442 | 428 | 7 | 16 |
| 1312 | Mpigi | Mpigi High Sch. | Partnership | 573 | 444 | 8 | 27 |
| 1313 | Mpigi | Mpigi Light College | Partnership | 178 | 179 | 6 | 26 |
| 1314 | Mpigi | Mpigi Modern Ss | Partnership | 100 | 73 | 6 | 18 |
| 1315 | Mpigi | St Francis Ss Kankobe | Partnership | 217 | 194 | 4 | 13 |
| 1316 | Mpigi | St John's Bujjo Ss | Partnership | 190 | 190 | 6 | 14 |
| 1317 | Mpigi | St John's Ss Muduuma | Partnership | 259 | 252 | 9 | 21 |
| 1318 | Mpigi | St Joseph S S Kkonge | Partnership | 270 | 256 | 11 | 18 |
| 1319 | Mpigi | St Joseph's High School Nakirebe | Partnership | 267 | 140 | 6 | 23 |
| 1320 | Mpigi | St Mark Sss Kamengo | Government Aided | 1,174 | 953 | 19 | 45 |
| 1321 | Mpigi | St Martin Ss Jjanya | Partnership | 150 | 133 | 8 | 22 |
| 1322 | Mpigi | St Mugaga S.S Jalamba | Partnership | 400 | 352 | 6 | 16 |
| 1323 | Mpigi | St Phillips Equatorial Sec Sch.Nabusanke | Government Aided | 390 | 313 | 6 | 33 |
| 1324 | Mpigi | St Theresa S.S Katende | Partnership | 751 | 563 | 10 | 35 |
| 1325 | Mpigi | Waggumbulizi Ss | Partnership | 162 | 147 | 10 | 17 |
| 1326 | Mubende | Bagezza Seed Ss | Government Aided | 890 | 840 | 11 | 26 |
| 1327 | Mubende | Bright Ss Kaweri | Partnership | 147 | 139 | 6 | - |
| 1328 | Mubende | Bukuya Ss | Government Aided | 513 | 396 | 17 | 2 |
| 1329 | Mubende | Butuloogo Seed Ss | Government Aided | 351 | 324 | 8 | 20 |
| 1330 | Mubende | Comprehensive High School Mubende Use | Partnership | 793 | 577 | 14 | 27 |
| 1331 | Mubende | Forest H/S | Partnership | 659 | 531 | 8 | 24 |
| 1332 | Mubende | Global Ss Madudu | Partnership | 124 | 113 | 5 | 9 |
| 1333 | Mubende | Highway Ss Kiganda | Partnership | 1,003 | 876 | 16 | 45 |
| 1334 | Mubende | Kabbo Seed Ss | Government Aided | 222 | 249 | 6 | 17 |
| 1335 | Mubende | Kakungube Ss | Government Aided | 349 | 251 | 16 | 29 |

Ministry of Education and Sports
National USE/UPPET and UPOLET Headcount 2014

| S/N | District | School | Ownership | Enrolment | USE Enrolment | Classes | Teachers |
|------|----------|-----------------------------------|------------------|-----------|---------------|---------|----------|
| 1336 | Mubende | Kalamba Hill Ss | Partnership | 714 | 487 | 14 | 22 |
| 1337 | Mubende | Kalwana Ss | Government Aided | 407 | 340 | 6 | 18 |
| 1338 | Mubende | Kasambya Parents | Government Aided | 855 | 819 | 11 | 28 |
| 1339 | Mubende | Kasenya Ss | Government Aided | 1,397 | 1,125 | 16 | 57 |
| 1340 | Mubende | Kassanda Ss | Government Aided | 482 | 335 | 11 | 23 |
| 1341 | Mubende | Kiganda Hs | Partnership | 1,017 | 774 | 14 | 35 |
| 1342 | Mubende | Kigando Ss | Partnership | 215 | 213 | 6 | 16 |
| 1343 | Mubende | Kitenga Ss | Government Aided | 411 | 346 | 7 | 28 |
| 1344 | Mubende | Kiyuni Ss | Government Aided | 239 | 200 | 4 | 17 |
| 1345 | Mubende | Mubende Army Ss | Government Aided | 999 | 799 | 23 | 32 |
| 1346 | Mubende | Mubende High School | Partnership | 611 | 537 | 10 | 17 |
| 1347 | Mubende | Mubende Light Sss | Government Aided | 803 | 712 | 10 | 39 |
| 1348 | Mubende | Myanzi Ss | Government Aided | 525 | 452 | 6 | 11 |
| 1349 | Mubende | Nabingoola Public School | Government Aided | 393 | 328 | 11 | 43 |
| 1350 | Mubende | Seesa H/S | Partnership | 685 | 557 | 14 | 25 |
| 1351 | Mubende | Silver Steps Ss | Partnership | 979 | 803 | 13 | 33 |
| 1352 | Mubende | St Andrew Kaggwa Madudu Ss | Government Aided | 322 | 283 | 5 | 18 |
| 1353 | Mubende | St Charles Lwanga Lwangiri Ss | Government Aided | 381 | 284 | 6 | 7 |
| 1354 | Mubende | St Matia Mulumba Mirembe-Maria Ss | Government Aided | 237 | 212 | 7 | 15 |
| 1355 | Mubende | St Mugaga Ss Kiganda | Government Aided | 479 | 425 | 14 | 27 |
| 1356 | Mubende | St Theresa Ss Kungu | Partnership | 609 | 583 | 10 | 20 |
| 1357 | Mukono | B.L.K Muwonge Ntunda | Government Aided | 591 | 506 | 13 | 4 |
| 1358 | Mukono | Bukerere College School | Partnership | 159 | 113 | 8 | 18 |
| 1359 | Mukono | Central College Kabimbiri | Partnership | 783 | 624 | 15 | 30 |
| 1360 | Mukono | Central View High School | Partnership | 384 | 342 | 7 | 20 |
| 1361 | Mukono | Dynamic Ss | Partnership | 2,068 | 1,348 | 10 | 23 |
| 1362 | Mukono | Greensteds H/S Kabanga | Partnership | 95 | 73 | 4 | 16 |
| 1363 | Mukono | Kamda Community S.S | Government Aided | 521 | 459 | 5 | 7 |
| 1364 | Mukono | Kasana Ss & Voc Sch | Government Aided | 645 | 526 | 12 | 6 |
| 1365 | Mukono | Kasawo Islamic School | Partnership | 1,712 | 1,403 | 22 | 83 |
| 1366 | Mukono | Kasawo S.S.S | Government Aided | 892 | 879 | 12 | 10 |
| 1367 | Mukono | Kawuku S.S.S | Partnership | 334 | 273 | 8 | 15 |
| 1368 | Mukono | Kisowera S.S.S | Government Aided | 913 | 791 | 19 | 11 |
| 1369 | Mukono | Kkome Seed S.S | Government Aided | 224 | 156 | 6 | - |
| 1370 | Mukono | Kojja S.S.S | Government Aided | 620 | 538 | 14 | 18 |
| 1371 | Mukono | Makerere Advanced School | Partnership | 378 | 379 | 6 | 8 |
| 1372 | Mukono | Mbalala S.S.S | Partnership | 1,169 | 1,038 | 17 | 40 |
| 1373 | Mukono | Mpunge Seed Ss | Government Aided | 80 | 80 | 8 | - |
| 1374 | Mukono | Mubanda Ss | Partnership | 1,094 | 1,049 | 10 | 26 |
| 1375 | Mukono | Nagoje Secondary School | Partnership | 334 | 252 | 4 | - |
| 1376 | Mukono | Nakanyonyi S.S.S | Government Aided | 773 | 699 | 10 | 41 |
| 1377 | Mukono | Nakifuma High School | Partnership | 975 | 792 | 12 | 38 |
| 1378 | Mukono | Namakwa S.S | Government Aided | 589 | 535 | 11 | 3 |
| 1379 | Mukono | Namasumbi Moslem Sch | Government Aided | 451 | 347 | 17 | 48 |
| 1380 | Mukono | Namataba S.S | Government Aided | 469 | 451 | 6 | - |
| 1381 | Mukono | Namirembe Standard Academy | Partnership | 298 | 249 | 4 | - |
| 1382 | Mukono | Namuganga S.S.S | Government Aided | 429 | 380 | 15 | 4 |
| 1383 | Mukono | New King David Ss | Partnership | 403 | 195 | 9 | - |
| 1384 | Mukono | Seeta College | Government Aided | 391 | 350 | 14 | 2 |
| 1385 | Mukono | Simex Vocational Ss | Partnership | 264 | 230 | 8 | 27 |
| 1386 | Mukono | Sir Apollo Kaggwa S.S | Government Aided | 298 | 284 | 16 | 2 |

Ministry of Education and Sports
National USE/UPPET and UPOLET Headcount 2014

| S/N | District | School | Ownership | Enrolment | USE Enrolment | Classes | Teachers |
|------|---------------|---|------------------|-----------|---------------|---------|----------|
| 1387 | Mukono | Spring College Kawongo | Partnership | 803 | 676 | 10 | 22 |
| 1388 | Mukono | St Charles College School, Nsagi | Partnership | 233 | 202 | 4 | 13 |
| 1389 | Mukono | St Charles Lwanga Ss Bukerere | Government Aided | 623 | 527 | 17 | 3 |
| 1390 | Mukono | St Kizito S.S Nakibano | Government Aided | 271 | 233 | 3 | 2 |
| 1391 | Mukono | Vision High School | Partnership | 558 | 511 | 13 | 28 |
| 1392 | Mukono Mc | Fairland High School | Partnership | 488 | 466 | 10 | 26 |
| 1393 | Mukono Mc | Mukono H.S | Government Aided | 1,572 | 1,287 | 33 | 11 |
| 1394 | Mukono Mc | Mukono Ss | Partnership | 905 | 894 | 8 | 17 |
| 1395 | Mukono Mc | St Peters Mixed Ss | Partnership | 792 | 641 | 12 | 32 |
| 1396 | Nakapiripirit | Arengesiep Sss | Government Aided | 313 | 210 | 9 | 8 |
| 1397 | Nakapiripirit | Nakapiripirit Sss | Government Aided | 242 | 227 | 4 | 7 |
| 1398 | Nakapiripirit | Namalu Ss | Government Aided | 217 | 213 | 13 | 6 |
| 1399 | Nakapiripirit | St Kizito Ss Lorengedwat | Government Aided | 415 | 396 | 4 | 1 |
| 1400 | Nakaseke | Kaloke Christian High School | Government Aided | 377 | 342 | 10 | 1 |
| 1401 | Nakaseke | Kapeeka S.S | Government Aided | 649 | 628 | 13 | 27 |
| 1402 | Nakaseke | Kasangombe S.S | Government Aided | 355 | 290 | 9 | 19 |
| 1403 | Nakaseke | Katalekammese Modern Ss | Government Aided | 199 | 198 | 7 | - |
| 1404 | Nakaseke | Kijaguzo S.S | Government Aided | 829 | 706 | - | - |
| 1405 | Nakaseke | Kinyogoga Seed S.S | Government Aided | 151 | 121 | 4 | 8 |
| 1406 | Nakaseke | Kiwoko S.S | Government Aided | 756 | 688 | 12 | 33 |
| 1407 | Nakaseke | Nakaseke Ss | Partnership | 396 | 339 | 9 | 20 |
| 1408 | Nakaseke | Ngoma Ss | Government Aided | 187 | 159 | 9 | 12 |
| 1409 | Nakaseke | Semuto S.S | Partnership | 399 | 390 | 8 | 18 |
| 1410 | Nakaseke | Standand High School Kapeeka | Partnership | 277 | 224 | 7 | - |
| 1411 | Nakaseke | Timuna Ss | Partnership | 416 | 366 | 6 | 24 |
| 1412 | Nakaseke | Wakyato Seed Ss | Government Aided | 73 | 55 | 4 | 12 |
| 1413 | Nakasongola | Kakooze S.S.S | Government Aided | 765 | 697 | 10 | 13 |
| 1414 | Nakasongola | Kalongo S.S | Government Aided | 825 | 737 | 12 | - |
| 1415 | Nakasongola | Kisaalizi S.S | Government Aided | 472 | 420 | 10 | 7 |
| 1416 | Nakasongola | Kisenyi Lake View S.S | Partnership | 753 | 738 | 9 | 22 |
| 1417 | Nakasongola | Lwabiyata Sec.Sch. | Government Aided | 662 | 662 | 8 | - |
| 1418 | Nakasongola | Migyera Uwesio S.S | Government Aided | 58 | 58 | 13 | 5 |
| 1419 | Nakasongola | Modern Ss Nakasongola | Partnership | 282 | 196 | 5 | 14 |
| 1420 | Nakasongola | Nabiswera Prog.S.S | Partnership | 311 | 282 | 4 | 12 |
| 1421 | Nakasongola | Nakasongola Army S.S | Government Aided | 622 | 544 | 12 | 8 |
| 1422 | Nakasongola | Nakasongola S.S. | Government Aided | 1,007 | 945 | 8 | - |
| 1423 | Nakasongola | Nakitoma Sec.Sch. | Partnership | 501 | 459 | 7 | 20 |
| 1424 | Nakasongola | St Joseph's Vocational High Sch.Nakasongola | Government Aided | 707 | 606 | 11 | - |
| 1425 | Namayingo | Banda S.S | Government Aided | 578 | 516 | 8 | 5 |
| 1426 | Namayingo | Bulyali Resurrection College | Partnership | 250 | 219 | 6 | 11 |
| 1427 | Namayingo | Buswale S.S | Government Aided | 1,017 | 842 | 14 | 11 |
| 1428 | Namayingo | Dede S.S | Partnership | 1,020 | 897 | 24 | 27 |
| 1429 | Namayingo | Sigulu S.S | Government Aided | 411 | 386 | 14 | 12 |
| 1430 | Namayingo | St Philip'sss Lwangsia | Government Aided | 425 | 350 | 7 | - |
| 1431 | Namayingo | Syoka S.S.S | Partnership | 344 | 293 | 4 | - |
| 1432 | Namutumba | Agape Ss | Partnership | 1,986 | 1,674 | 14 | 40 |
| 1433 | Namutumba | Bugobi H.S | Government Aided | 566 | 564 | 8 | 6 |
| 1434 | Namutumba | Bukonte S.S | Government Aided | 509 | 463 | 8 | 3 |
| 1435 | Namutumba | Destiny Ss | Partnership | 479 | 438 | 4 | 15 |
| 1436 | Namutumba | Ivukula S.S | Government Aided | 532 | 456 | 12 | 5 |

Ministry of Education and Sports
National USE/UPPET and UPOLET Headcount 2014

| S/N | District | School | Ownership | Enrolment | USE Enrolment | Classes | Teachers |
|------|-----------|--------------------------------|------------------|-----------|---------------|---------|----------|
| 1437 | Namutumba | Kangulumo Ss Namutumba | Partnership | 1,313 | 971 | 15 | 46 |
| 1438 | Namutumba | Kibaale High School | Partnership | 1,255 | 1,219 | 9 | - |
| 1439 | Namutumba | Kigalama Forward Ss Busembatia | Partnership | 1,073 | 797 | 8 | 23 |
| 1440 | Namutumba | Kisiki College Namutumba | Government Aided | 1,474 | 1,149 | 24 | 88 |
| 1441 | Namutumba | Kyabazinga Benevolent S.S | Partnership | 622 | 620 | 7 | 14 |
| 1442 | Namutumba | Nabinyonyi Parents S.S | Partnership | 514 | 514 | 4 | 22 |
| 1443 | Namutumba | Namutumba Central H/S | Partnership | 275 | 275 | 6 | - |
| 1444 | Namutumba | Namutumba Mixed Ss | Partnership | 254 | 254 | 4 | - |
| 1445 | Namutumba | Nangonde Ark Peas High School | Partnership | 340 | 265 | 2 | 12 |
| 1446 | Namutumba | Nkono Memorial S.S | Partnership | 582 | 530 | 4 | 15 |
| 1447 | Namutumba | St Mathias Magada S.S | Government Aided | 488 | 420 | 9 | - |
| 1448 | Napak | Kangole Girls' S.S.S | Government Aided | 671 | 568 | 13 | 36 |
| 1449 | Napak | St Andrews Ss Lotome | Government Aided | 228 | 208 | 5 | - |
| 1450 | Napak | St Daniel Comboni Sss Matany | Partnership | 383 | 380 | 6 | 18 |
| 1451 | Nebbi | Akworo Ss | Government Aided | 219 | 181 | 4 | 11 |
| 1452 | Nebbi | Angal Ss | Government Aided | 1,081 | 891 | 14 | 42 |
| 1453 | Nebbi | Erussi Ss | Government Aided | 762 | 700 | 16 | 35 |
| 1454 | Nebbi | Koch Awinga S.S | Partnership | 417 | 412 | 6 | 15 |
| 1455 | Nebbi | Mamba S.S | Partnership | 414 | 394 | 4 | 11 |
| 1456 | Nebbi | Martyrs College Pakwach | Partnership | 749 | 732 | 12 | 31 |
| 1457 | Nebbi | Nam High School | Partnership | 116 | 13 | 6 | 14 |
| 1458 | Nebbi | Nebbi Progressive Ss | Partnership | 293 | 185 | 4 | 18 |
| 1459 | Nebbi | Nebbi Town Ss | Government Aided | 660 | 560 | 10 | 29 |
| 1460 | Nebbi | Nyaravur Ss | Partnership | 368 | 271 | 6 | 12 |
| 1461 | Nebbi | Ogenda Girls School | Government Aided | 214 | 164 | 4 | 13 |
| 1462 | Nebbi | Pakwach Progressive | Partnership | - | - | - | - |
| 1463 | Nebbi | Pakwach Ss | Government Aided | 777 | 657 | 12 | 36 |
| 1464 | Nebbi | Panyango Ss | Government Aided | 243 | 225 | 4 | 21 |
| 1465 | Nebbi | Panyimur Ss | Government Aided | 171 | 139 | 4 | 13 |
| 1466 | Nebbi | Paraketo Ss | Partnership | 359 | 348 | 4 | 13 |
| 1467 | Nebbi | Parombo Ss | Government Aided | 332 | 302 | 8 | 21 |
| 1468 | Nebbi | Uringi Secondary School | Government Aided | 391 | 201 | 11 | 24 |
| 1469 | Nebbi | Wadelai Ss | Partnership | 220 | 170 | 4 | 14 |
| 1470 | Ngora | Kobwin S.S.S | Government Aided | 602 | 527 | 15 | - |
| 1471 | Ngora | Light College Ngora | Partnership | 352 | 304 | 5 | 17 |
| 1472 | Ngora | Mukura Mem.S.S.S | Government Aided | 1,366 | 1,199 | 16 | 20 |
| 1473 | Ngora | Ngora Girls' S.S | Government Aided | 343 | 321 | 8 | 5 |
| 1474 | Ngora | Ngora H.S | Government Aided | 1,266 | 987 | 23 | 15 |
| 1475 | Ngora | Ngora Peas High School | Partnership | 658 | 484 | 10 | 17 |
| 1476 | Ngora | Okapel High Sch. | Government Aided | 342 | 327 | 8 | 2 |
| 1477 | Ngora | St Stephens Akisim | Partnership | 310 | 280 | 4 | 14 |
| 1478 | Ntoroko | Kanara Seed Ss | Government Aided | 124 | 81 | 6 | 15 |
| 1479 | Ntoroko | Karugutu S.S | Government Aided | 671 | 573 | 11 | 25 |
| 1480 | Ntoroko | Rwebisengo S.S | Government Aided | 537 | 512 | 6 | - |
| 1481 | Ntungamo | Central Ss Ruhaama | Partnership | 364 | 352 | 8 | 18 |
| 1482 | Ntungamo | Hibiscus High School | Partnership | 547 | 398 | 10 | 23 |
| 1483 | Ntungamo | Ihunga-Magyera Basin Ss | Partnership | 980 | 841 | 14 | 39 |
| 1484 | Ntungamo | Kabezi Ss | Government Aided | 335 | 296 | 8 | - |
| 1485 | Ntungamo | Kagamba Ss | Government Aided | 908 | 833 | 14 | 27 |
| 1486 | Ntungamo | Kahengye Parents School | Partnership | 406 | 366 | 8 | - |

Ministry of Education and Sports
National USE/UPPET and UPOLET Headcount 2014

| S/N | District | School | Ownership | Enrolment | USE Enrolment | Classes | Teachers |
|------|-------------|--------------------------------|------------------|-----------|---------------|---------|----------|
| 1487 | Ntungamo | Kajara Sss Ntungamo | Partnership | 398 | 363 | - | - |
| 1488 | Ntungamo | Kibatsi High School | Government Aided | 608 | 560 | 8 | 15 |
| 1489 | Ntungamo | Kiyaga Sss | Partnership | 269 | 254 | 7 | 17 |
| 1490 | Ntungamo | Nyakyera Ss | Government Aided | 836 | 800 | 19 | 16 |
| 1491 | Ntungamo | Nyakyera United Ss | Partnership | 398 | 398 | 6 | 15 |
| 1492 | Ntungamo | Public Trust H/S N | Partnership | 427 | 387 | 8 | 26 |
| 1493 | Ntungamo | Rubaare Sss | Government Aided | 862 | 773 | 17 | 13 |
| 1494 | Ntungamo | Rugarama Ss | Government Aided | 404 | 370 | 10 | - |
| 1495 | Ntungamo | Ruhaama Ss | Government Aided | 552 | 523 | 8 | - |
| 1496 | Ntungamo | Ruhanga Sda Ss | Government Aided | 625 | 545 | 28 | 9 |
| 1497 | Ntungamo | Rukoni Sss | Government Aided | 305 | 254 | 14 | 24 |
| 1498 | Ntungamo | Ruyonza Seed Secondary School | Government Aided | 425 | 425 | 4 | 5 |
| 1499 | Ntungamo | Rwamanyonyi Ss | Government Aided | 414 | 395 | 7 | - |
| 1500 | Ntungamo | Rwashamaire H/S | Partnership | 527 | 492 | 10 | - |
| 1501 | Ntungamo | Rweikiniro S S | Government Aided | 355 | 348 | 7 | 12 |
| 1502 | Ntungamo | Rwentobo East Ss | Partnership | 201 | 129 | - | - |
| 1503 | Ntungamo | Rwentobo High School | Partnership | 842 | 768 | 17 | 40 |
| 1504 | Ntungamo | St Paul's High School Rushooka | Government Aided | 562 | 420 | 16 | 32 |
| 1505 | Ntungamo | St Paul's Voc Ss Kagarama | Partnership | 366 | 330 | 10 | - |
| 1506 | Ntungamo | St Peter's Sss Rwera | Government Aided | 271 | 255 | 7 | 11 |
| 1507 | Ntungamo | Westend Modern Sss | Partnership | 1,024 | 1,014 | 18 | - |
| 1508 | Ntungamo Mc | Kyamate Ss | Government Aided | 990 | 888 | 16 | 21 |
| 1509 | Ntungamo Mc | Muriisa Sss | Government Aided | 420 | 396 | 13 | - |
| 1510 | Nwoya | Alero Ss | Government Aided | 323 | 301 | 9 | 2 |
| 1511 | Nwoya | Koch Goma Ss | Government Aided | 399 | 374 | 10 | 13 |
| 1512 | Nwoya | Pope Paul Vi Anaka | Government Aided | 787 | 715 | 32 | 14 |
| 1513 | Nwoya | Purongo Seed Ss | Government Aided | 116 | 76 | 6 | 16 |
| 1514 | Otuke | Adwari Ss | Government Aided | 1,014 | 847 | 20 | 27 |
| 1515 | Otuke | Okwang Ss | Government Aided | 671 | 630 | 12 | 11 |
| 1516 | Otuke | Orum Ss | Government Aided | 225 | 203 | 10 | 13 |
| 1517 | Otuke | Otuke Ss | Government Aided | 128 | 128 | 8 | - |
| 1518 | Oyam | Abudala Anyuru Mem | Government Aided | 326 | 295 | 9 | 26 |
| 1519 | Oyam | Acabas S.S | Government Aided | 276 | 220 | 12 | 20 |
| 1520 | Oyam | Amwa Comp S.S | Government Aided | 207 | 181 | 10 | 18 |
| 1521 | Oyam | Atapara S.S.S | Government Aided | 1,268 | 1,035 | 21 | 69 |
| 1522 | Oyam | Dr Oryang S.S | Government Aided | 601 | 586 | 9 | 18 |
| 1523 | Oyam | Iceme Girls S.S | Government Aided | 464 | 421 | 13 | 20 |
| 1524 | Oyam | Loro S.S | Government Aided | 317 | 262 | 14 | 24 |
| 1525 | Oyam | Ngai S.S | Government Aided | 346 | 280 | 7 | 11 |
| 1526 | Oyam | Otwal S.S | Government Aided | 251 | 255 | 6 | 24 |
| 1527 | Pader | Acholi Bur Secondary School | Government Aided | 174 | 171 | 4 | 15 |
| 1528 | Pader | Achol-Pii Army S.S | Government Aided | 404 | 382 | 5 | 12 |
| 1529 | Pader | Atanga Girls S.S | Government Aided | 75 | 60 | 8 | 15 |
| 1530 | Pader | Atanga S.S | Government Aided | 238 | 238 | 9 | 29 |
| 1531 | Pader | Lagwai S.S | Government Aided | 617 | 595 | 8 | 27 |
| 1532 | Pader | Pajule College School | Partnership | 465 | 465 | 4 | 13 |
| 1533 | Pader | Pajule S.S | Government Aided | 527 | 456 | 10 | 28 |
| 1534 | Pader | Puranga S.S | Government Aided | 388 | 352 | 10 | 26 |
| 1535 | Pader | Rackoko Compressive S | Partnership | 217 | 195 | 15 | 15 |
| 1536 | Pallisa | Agule High School | Government Aided | 520 | 524 | 14 | 7 |
| 1537 | Pallisa | Apopong Ss | Government Aided | 739 | 718 | 8 | - |

Ministry of Education and Sports
National USE/UPPET and UPOLET Headcount 2014

| S/N | District | School | Ownership | Enrolment | USE Enrolment | Classes | Teachers |
|------|----------|------------------------------------|------------------|-----------|---------------|---------|----------|
| 1538 | Pallisa | Bright Light Coll | Partnership | 423 | 396 | 5 | - |
| 1539 | Pallisa | Butebo Ss | Government Aided | 110 | 380 | - | 5 |
| 1540 | Pallisa | Crane High School, Bolliso Ii | Partnership | 857 | 814 | 8 | - |
| 1541 | Pallisa | Eastern Vision College | Partnership | 1,066 | 852 | 14 | 29 |
| 1542 | Pallisa | Gogonyo Ss | Government Aided | 606 | 551 | 5 | 4 |
| 1543 | Pallisa | Kabwangasi Ss | Government Aided | 993 | 851 | 17 | - |
| 1544 | Pallisa | Kakoro Hs | Government Aided | 522 | 476 | 10 | 9 |
| 1545 | Pallisa | Kakoro Sda Ss | Partnership | 266 | 243 | 6 | 10 |
| 1546 | Pallisa | Kameke Ss | Government Aided | 515 | 448 | 4 | 5 |
| 1547 | Pallisa | Kamuge Hs | Government Aided | 519 | 472 | 14 | 8 |
| 1548 | Pallisa | Kasodo Ss | Partnership | 233 | 201 | 4 | 13 |
| 1549 | Pallisa | Kibale Ss | Government Aided | 587 | 557 | 4 | 7 |
| 1550 | Pallisa | Pal And Lisa Ss | Partnership | 480 | 325 | 27 | 20 |
| 1551 | Pallisa | Palisa H/S | Partnership | 1,241 | 1,086 | 14 | 42 |
| 1552 | Pallisa | Pallisa Complex Project Ss | Partnership | 460 | 434 | 6 | 20 |
| 1553 | Pallisa | Pallisa Skills Training Centre | Partnership | 101 | 70 | 8 | 14 |
| 1554 | Pallisa | Pallisa Ss | Government Aided | 1,526 | 1,237 | 19 | 21 |
| 1555 | Pallisa | Petete College | Partnership | 1,087 | 995 | 12 | - |
| 1556 | Pallisa | Rainer Modern Ss | Government Aided | 765 | 745 | 11 | 23 |
| 1557 | Pallisa | Spartan High School | Partnership | 388 | 427 | 6 | 20 |
| 1558 | Pallisa | St Paul H.S Petete | Partnership | 931 | 866 | 9 | 18 |
| 1559 | Rakai | Blessed Sacrament Ss Kayayumbe | Partnership | 170 | 150 | 7 | 9 |
| 1560 | Rakai | Buyamba S S S | Government Aided | 481 | 457 | 15 | 22 |
| 1561 | Rakai | Community College School Kalisizo | Partnership | 380 | 347 | 8 | 16 |
| 1562 | Rakai | Gayaza S S & Vocational School | Partnership | 253 | 233 | 9 | 15 |
| 1563 | Rakai | Heroes Voc Ss | Partnership | 635 | 593 | 9 | - |
| 1564 | Rakai | Holy Family Nazareth S S | Government Aided | 390 | 339 | 8 | 16 |
| 1565 | Rakai | Homeland College Kyotera | Partnership | 255 | 226 | 4 | 16 |
| 1566 | Rakai | Kabale Sanje S S | Government Aided | 1,365 | 1,157 | 15 | 39 |
| 1567 | Rakai | Kabuwoko S S S | Government Aided | 863 | 693 | 16 | 39 |
| 1568 | Rakai | Kacheera High School | Partnership | 256 | 227 | 3 | - |
| 1569 | Rakai | Kakabagyo | Government Aided | 358 | 216 | 9 | 23 |
| 1570 | Rakai | Kakoma S S S | Government Aided | 464 | 367 | 13 | 24 |
| 1571 | Rakai | Kalisizo Prog Ss | Partnership | 578 | 570 | 5 | 16 |
| 1572 | Rakai | Kalisizo Seed Ss | Government Aided | 396 | 386 | 3 | 19 |
| 1573 | Rakai | Katereero S S S | Government Aided | 146 | 105 | 8 | 16 |
| 1574 | Rakai | Kibaale S S S | Government Aided | 313 | 272 | 10 | 20 |
| 1575 | Rakai | Kifamba Comp. Ss | Government Aided | 383 | 352 | 4 | 14 |
| 1576 | Rakai | Kimuli S S S | Government Aided | 536 | 436 | 9 | 19 |
| 1577 | Rakai | Kiziba High School | Government Aided | 274 | 255 | 4 | 12 |
| 1578 | Rakai | Kyakago S S S | Government Aided | 245 | 261 | 4 | 15 |
| 1579 | Rakai | Kyotera Central S S | Government Aided | 611 | 418 | 9 | 28 |
| 1580 | Rakai | Kyotera Parents Ss | Partnership | 543 | 398 | 6 | 18 |
| 1581 | Rakai | Kyotera Town School | Partnership | 253 | 215 | 11 | 25 |
| 1582 | Rakai | Matale C/U Sec School | Government Aided | 852 | 708 | 12 | 66 |
| 1583 | Rakai | Nakasoga | Government Aided | 942 | 757 | 14 | 29 |
| 1584 | Rakai | Samson Kalibala Kamya Memorial S S | Partnership | 223 | 124 | 4 | 10 |
| 1585 | Rakai | Sserinya S S S | Government Aided | 97 | 72 | 10 | 11 |
| 1586 | Rakai | St Adrian Kasozi S S | Government Aided | 330 | 292 | 6 | 18 |

Ministry of Education and Sports
National USE/UPPET and UPOLET Headcount 2014

| S/N | District | School | Ownership | Enrolment | USE Enrolment | Classes | Teachers |
|------|--------------|-------------------------------------|------------------|-----------|---------------|---------|----------|
| 1587 | Rakai | St Aloysious S S | Partnership | 799 | 857 | 8 | 23 |
| 1588 | Rakai | St Bernard Many S S S | Government Aided | 755 | 639 | 21 | 11 |
| 1589 | Rakai | St Herman Lwankoni | Government Aided | 232 | 180 | 7 | 5 |
| 1590 | Rakai | St James Ss Kyotera | Partnership | 751 | 607 | 9 | 17 |
| 1591 | Rakai | St John Mary Muzeeyi's Bigada S S | Government Aided | 257 | 257 | 8 | 24 |
| 1592 | Rakai | St Joseph's Tech. Ss | Partnership | 486 | 392 | 9 | 27 |
| 1593 | Rakai | St Mary's S S Ssanje | Government Aided | 1,346 | 1,159 | 20 | 16 |
| 1594 | Rakai | St Monica H/S Kabwoko | Partnership | 458 | 419 | 6 | 17 |
| 1595 | Rakai | St Peregrin Ss Nakatoogo | Partnership | 227 | 138 | 4 | 8 |
| 1596 | Rakai | St Raphael's Kabira S S S | Government Aided | 683 | 635 | 9 | 21 |
| 1597 | Rakai | St Sebastian Sss Bethlehem | Partnership | 594 | 616 | 7 | - |
| 1598 | Rubirizi | Archbishop Bakyenga Voc. S.S | Partnership | 369 | 334 | 15 | - |
| 1599 | Rubirizi | Katerera Comprehensive High School | Partnership | 724 | 552 | 12 | 29 |
| 1600 | Rubirizi | Katunguru Seed Ss | Government Aided | 99 | 91 | - | 10 |
| 1601 | Rubirizi | Kichwamba High School | Partnership | 782 | 643 | 11 | 39 |
| 1602 | Rubirizi | Kirugu S.S | Government Aided | 294 | 274 | 12 | 24 |
| 1603 | Rubirizi | Mwongyera Ss | Partnership | 388 | 364 | 6 | 17 |
| 1604 | Rubirizi | Ndekye S.S.S | Government Aided | 756 | 702 | 16 | 16 |
| 1605 | Rubirizi | St Michael H.S Rugazi | Government Aided | 680 | 614 | 13 | 10 |
| 1606 | Rukungiri | Bishop Robert Voc Ss Rwamagaya | Government Aided | 349 | 322 | 8 | 10 |
| 1607 | Rukungiri | Bishop Ruhindi Kebisoni High School | Government Aided | 560 | 490 | 13 | 12 |
| 1608 | Rukungiri | Blesses P.V.S.S | Partnership | 493 | 386 | 11 | - |
| 1609 | Rukungiri | Bugangari S.S | Government Aided | 600 | 534 | 11 | 24 |
| 1610 | Rukungiri | Buyanja Grammar Sch. | Partnership | 689 | 516 | 19 | 24 |
| 1611 | Rukungiri | Bwambara S.S | Government Aided | 318 | 195 | 5 | - |
| 1612 | Rukungiri | Bwanga S.S | Government Aided | 434 | 415 | 10 | 6 |
| 1613 | Rukungiri | Kashenyi S.S | Government Aided | 735 | 619 | 15 | 20 |
| 1614 | Rukungiri | Katurika S.S | Government Aided | 403 | 391 | 13 | 11 |
| 1615 | Rukungiri | Kyabugashe High School | Partnership | 358 | 300 | 6 | 15 |
| 1616 | Rukungiri | Kyamakanda S.S | Government Aided | 956 | 853 | 17 | 16 |
| 1617 | Rukungiri | Nyabiteete S.S | Government Aided | 560 | 531 | 18 | - |
| 1618 | Rukungiri | Nyakagyeme S.S | Government Aided | 625 | 597 | 17 | 9 |
| 1619 | Rukungiri | Nyakishenyi High Sch. | Government Aided | 305 | 305 | 2 | 4 |
| 1620 | Rukungiri | Nyarushanje High School | Partnership | 302 | 279 | 5 | - |
| 1621 | Rukungiri | Rubirizi S.S | Government Aided | 406 | 342 | 15 | 1 |
| 1622 | Rukungiri | Rukungiri Voc.S.S Karukaata | Government Aided | 207 | 171 | 7 | 4 |
| 1623 | Rukungiri | Rwabukoba S.S | Government Aided | 239 | 196 | 10 | 5 |
| 1624 | Rukungiri | St Anthony Mabanga S.S | Partnership | 317 | 286 | 7 | - |
| 1625 | Rukungiri | St Francis Buhunga H.S | Government Aided | 582 | 547 | 8 | 10 |
| 1626 | Rukungiri | St Jerome S.S Ndama | Government Aided | 1,188 | 993 | 17 | 25 |
| 1627 | Rukungiri | St Joseph Vocational S S Rushasha | Partnership | 393 | 360 | 10 | - |
| 1628 | Rukungiri | St Mathias Nyakishenyi Voc.Sch. | Government Aided | 361 | 355 | 6 | 9 |
| 1629 | Rukungiri | St Michael H/S | Partnership | 232 | 139 | 5 | 14 |
| 1630 | Rukungiri | St Paul's Vocational S.S Buyanja | Government Aided | 655 | 599 | 15 | 13 |
| 1631 | Rukungiri | St Peter's S.S Nyarushanje | Government Aided | 918 | 784 | 12 | - |
| 1632 | Rukungiri | St William's S.S Rwengiri | Government Aided | 252 | 251 | 6 | - |
| 1633 | Rukungiri Mc | Kagunga S.S.S | Government Aided | 567 | 515 | 10 | 12 |

Ministry of Education and Sports
National USE/UPPET and UPOLET Headcount 2014

| S/N | District | School | Ownership | Enrolment | USE Enrolment | Classes | Teachers |
|------|--------------|---|------------------|-----------|---------------|---------|----------|
| 1634 | Rukungiri Mc | St Gerald's Nyakibale | Government Aided | 868 | 700 | 28 | 8 |
| 1635 | Sembabule | Kawanda Church Of Uganda Secondary School | Government Aided | 168 | 160 | 10 | 3 |
| 1636 | Sembabule | Lwemiyaga Ss | Government Aided | 475 | 381 | 8 | 14 |
| 1637 | Sembabule | Mateete College School | Partnership | 483 | 429 | 9 | - |
| 1638 | Sembabule | Mateete Comprehensive Ss | Government Aided | 918 | 848 | 11 | 17 |
| 1639 | Sembabule | Mawogola High S Bukulula | Government Aided | 561 | 466 | 11 | 9 |
| 1640 | Sembabule | Sembabule Cou Ss | Government Aided | 312 | 277 | 8 | - |
| 1641 | Sembabule | St Andrews Mitete Ss | Partnership | 204 | 199 | 6 | 13 |
| 1642 | Sembabule | St Ann's Ss Ntuusi | Government Aided | 324 | 276 | 6 | 5 |
| 1643 | Sembabule | St Charles Lwanga Lwebitakuli | Government Aided | 575 | 486 | 7 | 19 |
| 1644 | Sembabule | St Paul Citizen High School-Kalukungu | Partnership | 681 | 540 | 19 | - |
| 1645 | Sembabule | Uganda Marty's Ss Kikoma | Partnership | 166 | 161 | 4 | 11 |
| 1646 | Sembabule | Uganda Marty's Ss Sembabule | Partnership | 334 | 307 | 9 | 22 |
| 1647 | Serere | Atiira Ss | Partnership | 478 | 457 | 4 | 17 |
| 1648 | Serere | Bishop Wandera Girls Ss | Partnership | 73 | 40 | 4 | 14 |
| 1649 | Serere | Kadungulu .S | Government Aided | 706 | 698 | 8 | 7 |
| 1650 | Serere | Kamod S.S | Government Aided | 684 | 575 | 10 | 7 |
| 1651 | Serere | Kateta Hill View S.S | Government Aided | 473 | 466 | 4 | 5 |
| 1652 | Serere | Kyere S.S | Government Aided | 907 | 844 | 10 | 10 |
| 1653 | Serere | Ojetenyanga Seed S.S | Government Aided | 697 | 697 | 10 | 8 |
| 1654 | Serere | Pigire S.S | Government Aided | 303 | 270 | 4 | 3 |
| 1655 | Serere | Sagich Royal S.S | Partnership | 410 | 334 | 5 | 16 |
| 1656 | Serere | Serere S.S | Government Aided | 1,146 | 1,045 | 26 | - |
| 1657 | Serere | Serere Township S.S | Partnership | 782 | 664 | 10 | - |
| 1658 | Serere | St Elizabeth's Girls S.S.S Kidetok | Government Aided | 611 | 555 | 11 | 5 |
| 1659 | Serere | Sunrise High School | Partnership | 824 | 685 | 10 | - |
| 1660 | Sheema | Bugongi S.S | Government Aided | 774 | 632 | 16 | 20 |
| 1661 | Sheema | Butsibo S.S | Government Aided | 1,070 | 912 | 4 | 45 |
| 1662 | Sheema | Hillside Voc Ss Kitagata | Partnership | 222 | 189 | 11 | 20 |
| 1663 | Sheema | Kabwohe S.S | Government Aided | 410 | 277 | 6 | 12 |
| 1664 | Sheema | Kalera Seed Ss | Government Aided | 250 | 176 | 4 | 18 |
| 1665 | Sheema | Kasaana H/S Kitagata | Partnership | 757 | 739 | 13 | - |
| 1666 | Sheema | Kateete High School | Partnership | 740 | 718 | 4 | 10 |
| 1667 | Sheema | Kibingo Girls S.S.S | Government Aided | 709 | 649 | 27 | 16 |
| 1668 | Sheema | Kigarama Peas High School | Partnership | 394 | 511 | - | 18 |
| 1669 | Sheema | Kihunda Parents Ss | Partnership | 570 | 538 | 8 | 20 |
| 1670 | Sheema | Kitagata S.S.S | Government Aided | 1,406 | 916 | 23 | 18 |
| 1671 | Sheema | Kyangyenyei H.S | Government Aided | 327 | 295 | 6 | 4 |
| 1672 | Sheema | Masyoro Vocational Ss | Partnership | 295 | 241 | 8 | 18 |
| 1673 | Sheema | Ruyonza Riverside School | Partnership | 439 | 301 | 8 | 22 |
| 1674 | Sheema | Rweibaare S.S.S | Government Aided | 413 | 352 | 14 | 11 |
| 1675 | Sheema | Ryakasinga Center Of High Educ | Partnership | 1,003 | 928 | 20 | - |
| 1676 | Sheema | St Charles Lwanga Kashekuro | Government Aided | 614 | 553 | 11 | 18 |
| 1677 | Sheema | St John's Nyabwina | Government Aided | 871 | 635 | 16 | 16 |
| 1678 | Sironko | Buboolo Ss | Partnership | 109 | 108 | 5 | - |
| 1679 | Sironko | Budadiri Girls Ss | Government Aided | 300 | 231 | 8 | 7 |
| 1680 | Sironko | Bugambi Ss | Government Aided | 367 | 303 | 4 | 7 |
| 1681 | Sironko | Bugobbiro Ss | Government Aided | 436 | 387 | 10 | 8 |
| 1682 | Sironko | Bugunzu Seed School | Government Aided | 631 | 594 | 12 | 14 |

Ministry of Education and Sports
National USE/UPPET and UPOLET Headcount 2014

| S/N | District | School | Ownership | Enrolment | USE Enrolment | Classes | Teachers |
|------|-----------|------------------------------------|------------------|-----------|---------------|---------|----------|
| 1683 | Sironko | Buhugu Ss | Government Aided | 537 | 390 | 10 | 9 |
| 1684 | Sironko | Bumasifa Seed School | Government Aided | 679 | 460 | 8 | 3 |
| 1685 | Sironko | Busamaga Ss | Partnership | 378 | 342 | 5 | 19 |
| 1686 | Sironko | Highways Ss | Partnership | 759 | 479 | 15 | - |
| 1687 | Sironko | Masaba Sss | Government Aided | 1,073 | 935 | 20 | 12 |
| 1688 | Sironko | Mt Elgon Sss | Partnership | 266 | 242 | 4 | 12 |
| 1689 | Sironko | Nalusala Seed Secondary School | Government Aided | 256 | 213 | 4 | 1 |
| 1690 | Sironko | Nambulu Sss | Government Aided | 154 | 154 | 7 | - |
| 1691 | Sironko | Sironko High School | Government Aided | 533 | 488 | 5 | 2 |
| 1692 | Sironko | Sironko Parents Ss | Partnership | 1,414 | 1,087 | 8 | 38 |
| 1693 | Sironko | Sironko Prog Ss | Partnership | 1,140 | 857 | 8 | - |
| 1694 | Sironko | Sironko Standard Ss | Partnership | 438 | 432 | 9 | 27 |
| 1695 | Sironko | St Mathews College Buhugu | Partnership | 161 | 139 | 5 | 13 |
| 1696 | Sironko | St Paul Ss Nampanga | Partnership | 451 | 403 | 6 | 15 |
| 1697 | Soroti | Alliance H/S | Partnership | 604 | 525 | 11 | 40 |
| 1698 | Soroti | Erimu College | Partnership | 463 | 355 | 9 | 30 |
| 1699 | Soroti | Gweri S.S | Government Aided | 798 | 801 | 9 | 22 |
| 1700 | Soroti | Kamuda Parents S.S | Partnership | 131 | 95 | 4 | 13 |
| 1701 | Soroti | Katine Sen. Sec. School | Partnership | 478 | 429 | 6 | 22 |
| 1702 | Soroti | Light S.S.S | Partnership | 2,574 | 2,185 | 25 | 80 |
| 1703 | Soroti | St Stephen S.S Soroti | Partnership | 521 | 412 | 12 | 28 |
| 1704 | Soroti | Teso College Aloet | Government Aided | 1,573 | 1,212 | 24 | 10 |
| 1705 | Soroti | Tubur S.S | Government Aided | 434 | 378 | 7 | 9 |
| 1706 | Soroti Mc | Bethany Girls Comprehensive Ss | Partnership | 190 | 184 | 4 | 20 |
| 1707 | Soroti Mc | Olila High School | Partnership | 2,214 | 1,874 | 14 | 39 |
| 1708 | Soroti Mc | Soroti Ss | Government Aided | 3,878 | 3,224 | 41 | 105 |
| 1709 | Soroti Mc | St Francis S.S For The Blind | Government Aided | 88 | 77 | 6 | 4 |
| 1710 | Soroti Mc | St Mary's Girls S.S Madera | Government Aided | 566 | 507 | 12 | 37 |
| 1711 | Tororo | Asinge Sss | Government Aided | 1,299 | 1,207 | 18 | 5 |
| 1712 | Tororo | Atiri Ss | Government Aided | 1,070 | 945 | 14 | 49 |
| 1713 | Tororo | Bukedi Ss | Government Aided | 392 | 335 | 8 | 5 |
| 1714 | Tororo | Great Aubrey Memorial College | Partnership | 1,117 | 989 | 12 | 43 |
| 1715 | Tororo | Helping Hands Ss | Partnership | 565 | 535 | 6 | 14 |
| 1716 | Tororo | Hereigns Ss | Partnership | 406 | 372 | 6 | 16 |
| 1717 | Tororo | High Way Integrated Ss | Partnership | 533 | 488 | 5 | 17 |
| 1718 | Tororo | James Ochola Mem Ss | Government Aided | 412 | 279 | 13 | 5 |
| 1719 | Tororo | Kanah High School | Partnership | 442 | 418 | 10 | 14 |
| 1720 | Tororo | Katerema Ss | Government Aided | 1,142 | 1,052 | 9 | 13 |
| 1721 | Tororo | Kidoko Ss | Government Aided | 303 | 293 | 4 | - |
| 1722 | Tororo | Kirewa Ss | Government Aided | 454 | 445 | 5 | - |
| 1723 | Tororo | Kiyeyi High Sch | Government Aided | 359 | 351 | 3 | - |
| 1724 | Tororo | Mahanga Ss | Government Aided | 394 | 386 | 6 | - |
| 1725 | Tororo | Malaba Ss | Partnership | 304 | 265 | 4 | 15 |
| 1726 | Tororo | Mella Seed Ss | Government Aided | - | - | - | - |
| 1727 | Tororo | Merikit Sss | Government Aided | 359 | 357 | 4 | 3 |
| 1728 | Tororo | Millenium Universal College Tororo | Partnership | 674 | 607 | 10 | - |
| 1729 | Tororo | Mulanda Parents Ss | Partnership | 1,154 | 1,152 | 10 | - |
| 1730 | Tororo | Mulanda Ss | Government Aided | 570 | 505 | 5 | 16 |
| 1731 | Tororo | Paya Ss | Government Aided | 381 | 235 | 8 | - |

Ministry of Education and Sports
National USE/UPPET and UPOLET Headcount 2014

| S/N | District | School | Ownership | Enrolment | USE Enrolment | Classes | Teachers |
|------|-----------|-----------------------------------|------------------|-----------|---------------|---------|----------|
| 1732 | Tororo | Petta Community Ss | Partnership | 1,156 | 1,072 | 11 | - |
| 1733 | Tororo | Rainer H.S | Government Aided | 239 | 225 | 6 | - |
| 1734 | Tororo | Rubongi Army Ss | Government Aided | 1,511 | 1,305 | 19 | 6 |
| 1735 | Tororo | Rubongi Ss | Government Aided | 575 | 551 | 14 | 6 |
| 1736 | Tororo | St Lawrence Ss Kwapa | Partnership | 413 | 298 | 5 | 17 |
| 1737 | Tororo | St Mary Assumpta Mella Ss | Government Aided | 712 | 712 | - | - |
| 1738 | Tororo | Tororo Central Academy | Partnership | 451 | 431 | 8 | - |
| 1739 | Tororo | Tororo Comp. S.S. | Partnership | 393 | 375 | 4 | 13 |
| 1740 | Tororo | Tororo Universal College | Partnership | 983 | 807 | 13 | 28 |
| 1741 | Tororo Mc | Eastside H/S | Partnership | 97 | 94 | 8 | 13 |
| 1742 | Tororo Mc | Helping Hands Ss Tororo | Partnership | 649 | 577 | 7 | 15 |
| 1743 | Tororo Mc | Tropical College Tororo | Partnership | 70 | 56 | 8 | 12 |
| 1744 | Wakiso | Aggrey Memorial Ss | Government Aided | 1,006 | 725 | 14 | 41 |
| 1745 | Wakiso | Agrolinks Academy Namasuba | Partnership | 719 | 714 | 7 | 23 |
| 1746 | Wakiso | Awegys Christian Comprehensive Ss | Partnership | 69 | 69 | 4 | 18 |
| 1747 | Wakiso | Balibaseka Ss | Government Aided | 501 | 362 | 10 | 32 |
| 1748 | Wakiso | Bbembe Ss | Partnership | 37 | 34 | 2 | 5 |
| 1749 | Wakiso | Bright Future Voc Sss | Partnership | 933 | 741 | 12 | 26 |
| 1750 | Wakiso | Bulasio Konde Mem. Ss Bukasa | Partnership | 309 | 286 | 6 | 14 |
| 1751 | Wakiso | Bussi Ss | Government Aided | 250 | 155 | 8 | 27 |
| 1752 | Wakiso | Buwagga Ss | Partnership | 248 | 192 | 6 | 22 |
| 1753 | Wakiso | Buwambo Seed Secondary School | Government Aided | 502 | 442 | 6 | 25 |
| 1754 | Wakiso | Comprehensive College Kitetika | Partnership | - | 641 | 15 | 47 |
| 1755 | Wakiso | Conerstone High School | Partnership | 406 | 354 | 8 | 23 |
| 1756 | Wakiso | Entebbe Kings Ss | Partnership | 284 | 280 | 8 | - |
| 1757 | Wakiso | Global Harvest Ss | Partnership | 792 | 639 | 10 | 19 |
| 1758 | Wakiso | Henry Kasule Mem Coll | Partnership | 725 | 647 | 10 | 45 |
| 1759 | Wakiso | Holy Family Ss | Partnership | 205 | 143 | 5 | 16 |
| 1760 | Wakiso | Hope Boarding Ss -Lutembe | Partnership | 465 | 331 | 8 | 25 |
| 1761 | Wakiso | Iqra High School | Partnership | 508 | 414 | 8 | 26 |
| 1762 | Wakiso | Jjungo Sss | Government Aided | 338 | 324 | 8 | 14 |
| 1763 | Wakiso | Kampala City School | Partnership | 475 | 475 | 10 | 22 |
| 1764 | Wakiso | Kasengejje Ss | Government Aided | 525 | 506 | 11 | 33 |
| 1765 | Wakiso | Kawuku Sss | Partnership | 171 | 168 | 5 | - |
| 1766 | Wakiso | Kira Ss | Government Aided | 840 | 696 | 15 | 45 |
| 1767 | Wakiso | Kirinya Cou Ss | Government Aided | 731 | 642 | 8 | 43 |
| 1768 | Wakiso | Kitala Ss | Government Aided | 1,032 | 900 | 8 | 45 |
| 1769 | Wakiso | Kitende Sss | Government Aided | 1,325 | 1,004 | 20 | 63 |
| 1770 | Wakiso | Lubugumu Jamia High School | Government Aided | 596 | 516 | 7 | 32 |
| 1771 | Wakiso | Lugoba Ss | Partnership | 1,259 | 894 | 16 | 27 |
| 1772 | Wakiso | Masooli Ss | Partnership | 126 | 117 | 6 | 21 |
| 1773 | Wakiso | Masulita Sss | Government Aided | 671 | 555 | 18 | 31 |
| 1774 | Wakiso | Matugga Girls Sss | Partnership | 648 | 540 | 9 | 25 |
| 1775 | Wakiso | Mende Kalema Memorial Sss | Government Aided | 595 | 484 | 10 | 34 |
| 1776 | Wakiso | Mirembe Sss Bunaddu | Partnership | 314 | 256 | 4 | 10 |
| 1777 | Wakiso | Mmanze Sss | Government Aided | 579 | 483 | 8 | 35 |
| 1778 | Wakiso | Mwereerwe Ss | Government Aided | 583 | 500 | 13 | 38 |
| 1779 | Wakiso | Nabitalo Ss | Partnership | 458 | 434 | 6 | 24 |
| 1780 | Wakiso | Naggulu Seed Ss | Government Aided | 719 | 587 | 10 | 33 |

Ministry of Education and Sports
National USE/UPPET and UPOLET Headcount 2014

| S/N | District | School | Ownership | Enrolment | USE Enrolment | Classes | Teachers |
|------|----------|-----------------------------------|------------------|-----------|---------------|---------|----------|
| 1781 | Wakiso | Nampungwe Community High School | Government Aided | 658 | 534 | 14 | 35 |
| 1782 | Wakiso | Namulonge Ss | Partnership | 309 | 274 | - | 19 |
| 1783 | Wakiso | Nanziga Parents' Secondary School | Partnership | 399 | 304 | 8 | 21 |
| 1784 | Wakiso | Nsangi Secondary School | Government Aided | 1,592 | 1,337 | 13 | 58 |
| 1785 | Wakiso | Rines Ss | Partnership | 1,114 | 870 | 16 | 48 |
| 1786 | Wakiso | Sam Iga Memorial College | Partnership | 1,418 | 1,103 | - | 44 |
| 1787 | Wakiso | Spire H/S Gayaza | Partnership | 300 | 196 | 7 | 19 |
| 1788 | Wakiso | St Edwards College Galamba | Government Aided | 336 | 246 | 8 | 29 |
| 1789 | Wakiso | St Gerald's College | Partnership | 86 | 75 | 4 | 11 |
| 1790 | Wakiso | St James High School | Partnership | 74 | 68 | 4 | 13 |
| 1791 | Wakiso | St John's Ntebetebe | Partnership | 365 | 308 | - | - |
| 1792 | Wakiso | St Peters Ss Bukalango | Partnership | 333 | 304 | 6 | 16 |
| 1793 | Wakiso | St Pius Sss Kiziba | Partnership | 966 | 768 | 14 | - |
| 1794 | Wakiso | St Roza College School | Partnership | 318 | 310 | 8 | 15 |
| 1795 | Wakiso | Stafford H/S | Partnership | 528 | 523 | 5 | 20 |
| 1796 | Wakiso | Standard Ss Bweyogerere | Partnership | 1,086 | 842 | 10 | 27 |
| 1797 | Wakiso | Top Times High School Kyengera | Partnership | 372 | 300 | 4 | 17 |
| 1798 | Wakiso | Wakiso Muslim Ss | Partnership | 785 | 611 | 13 | 38 |
| 1799 | Wakiso | Wakiso Ss For The Deaf | Government Aided | 190 | 78 | 4 | 27 |
| 1800 | Yumbe | Apo Seed Ss | Government Aided | 21 | 20 | 8 | 13 |
| 1801 | Yumbe | Aringa S.S | Government Aided | 862 | 764 | 22 | 15 |
| 1802 | Yumbe | Drajini Hill Sec School | Partnership | 187 | 183 | 4 | 15 |
| 1803 | Yumbe | Green Valley College | Partnership | 844 | 642 | 8 | 24 |
| 1804 | Yumbe | Kings Modern College Yumbe | Partnership | 84 | 9 | 7 | 10 |
| 1805 | Yumbe | Kuru S.S | Government Aided | 782 | 643 | 8 | 10 |
| 1806 | Yumbe | Limidia High S.S | Partnership | 426 | 374 | 5 | 18 |
| 1807 | Yumbe | Loil S.S | Partnership | 486 | 593 | 6 | 16 |
| 1808 | Yumbe | Lomunga S.S | Partnership | 359 | 343 | 4 | 17 |
| 1809 | Yumbe | Midigo S.S | Partnership | 914 | 875 | 7 | 21 |
| 1810 | Yumbe | Odravu S.S | Government Aided | 406 | 383 | 6 | 11 |
| 1811 | Yumbe | Romogi Seed S.S | Government Aided | 495 | 478 | 6 | 5 |
| 1812 | Yumbe | Yumbe S.S | Government Aided | 516 | 394 | 10 | 11 |
| 1813 | Yumbe | Yumbe Town View College | Partnership | 452 | 520 | 5 | 14 |
| 1814 | Zombo | Aluka Sss | Government Aided | 501 | 424 | 6 | 4 |
| 1815 | Zombo | Charity College | Partnership | 346 | 291 | 4 | 14 |
| 1816 | Zombo | Jangokoro Seed Ss | Government Aided | 73 | 76 | 8 | 6 |
| 1817 | Zombo | Negrini Memorial Ss | Partnership | 140 | 130 | 4 | - |
| 1818 | Zombo | Paidha S S S | Partnership | 926 | 836 | 10 | 28 |
| 1819 | Zombo | Pakadha Seed Ss | Government Aided | 379 | 325 | 10 | 5 |
| 1820 | Zombo | St Aloysious College Nyapea | Partnership | 185 | 54 | 12 | 24 |
| 1821 | Zombo | St Gregory's College, Paidha | Partnership | 25 | 21 | 4 | 9 |
| 1822 | Zombo | Warr Girls S. S.S | Government Aided | 251 | 207 | 17 | - |
| 1823 | Zombo | Zeul Sec Sch | Government Aided | 429 | 376 | 9 | 11 |

Annex 10 **Government Schools admitting students above 29 aggregates**

| S/N | District | School | Level Status | M | F | T |
|-----|----------------|----------------------------------|--------------|-----|-----|------|
| 1 | Manafwa | Bubulo S.S | USE/UPOLET | 557 | 565 | 1122 |
| 2 | Masindi Mc | Masindi Army | USE/UPOLET | 328 | 225 | 553 |
| 3 | Pallisa | Butebo Ss | USE | 169 | 97 | 266 |
| 4 | Bushenyi | Bishop Ogez H/S | USE/UPOLET | 137 | 118 | 255 |
| 5 | Luuka | Nawansega S.S | USE/UPOLET | 123 | 118 | 241 |
| 6 | Rukungiri | Bwambara S.S | USE | 112 | 88 | 200 |
| 7 | Fort Portal Mc | Kagote Seed | USE/UPOLET | 92 | 104 | 196 |
| 8 | Hoima | Bugambe Ss | USE/UPOLET | 99 | 85 | 184 |
| 9 | Kabarole | Rubona S.S | USE/UPOLET | 91 | 78 | 169 |
| 10 | Namayingo | Buswale S.S | USE/UPOLET | 103 | 61 | 164 |
| 11 | Soroti Mc | St Mary's Girls S.S Madera | USE/UPOLET | 157 | 0 | 157 |
| 12 | Adjumani | Alere S.S.S | USE/UPOLET | 107 | 45 | 152 |
| 13 | Luuka | Busalamu S.S | USE/UPOLET | 70 | 81 | 151 |
| 14 | Manafwa | Kimaluli High | USE | 71 | 74 | 145 |
| 15 | Bududa | Bushika S.S | USE/UPOLET | 54 | 80 | 134 |
| 16 | Lwengo | St Paul Kyanukuzi Ss | USE | 58 | 67 | 125 |
| 17 | Koboko | St Charles Lwanga College Koboko | USE/UPOLET | 120 | 0 | 120 |
| 18 | Koboko | Nyarilo S.S | USE/UPOLET | 68 | 50 | 118 |
| 19 | Mbale | Nakaloke S.S | USE/UPOLET | 62 | 55 | 117 |
| 20 | Mityana | Sekanyonyi Sss | USE/UPOLET | 52 | 65 | 117 |
| 21 | Iganga | Kigulu College | USE/UPOLET | 59 | 57 | 116 |
| 22 | Mubende | Kassanda Ss | USE/UPOLET | 70 | 46 | 116 |
| 23 | Kalungu | Kyagambiddwa | USE/UPOLET | 39 | 75 | 114 |
| 24 | Kamuli | Buzaaya Ss | USE/UPOLET | 53 | 59 | 112 |
| 25 | Ibanda | Rwenkobwa Sec.Sch. | USE/UPOLET | 50 | 53 | 103 |
| 26 | Pallisa | Kabwangasi Ss | USE/UPOLET | 44 | 58 | 102 |
| 27 | Butaleja | Kangalaba | USE/UPOLET | 75 | 26 | 101 |
| 28 | Butambala | Butawuka Magezi Ntake | USE/UPOLET | 40 | 54 | 94 |
| 29 | Wakiso | Wakiso Ss For The Deaf | USE/UPOLET | 50 | 44 | 94 |
| 30 | Mubende | Bukuya Ss | USE/UPOLET | 37 | 55 | 92 |
| 31 | Kamuli | St Peter's Namwendwa Ss | USE/UPOLET | 43 | 46 | 89 |
| 32 | Kibaale | Mpeefu Seed Ss | USE/UPOLET | 53 | 34 | 87 |
| 33 | Arua Mc | Arua Ss | USE/UPOLET | 48 | 38 | 86 |
| 34 | Kamuli | Luzinga Sss | USE/UPOLET | 45 | 40 | 85 |
| 35 | Butambala | Budde S.S.S | USE/UPOLET | 34 | 50 | 84 |
| 36 | Kalungu | St Balikuddembe S.S Lwabenge | USE/UPOLET | 36 | 45 | 81 |
| 37 | Kamuli | Bugulumbya Ss | USE/UPOLET | 30 | 51 | 81 |
| 38 | Tororo | James Ochola Mem Ss | USE/UPOLET | 43 | 37 | 80 |
| 39 | Butaleja | Bugalo College Bwiryra | USE/UPOLET | 33 | 46 | 79 |
| 40 | Butambala | Kitagobwa S.S | USE/UPOLET | 26 | 52 | 78 |
| 41 | Buyende | Kidera Ss | USE/UPOLET | 35 | 42 | 77 |
| 42 | Moyo | Metu Ss | USE/UPOLET | 51 | 26 | 77 |
| 43 | Bukomansimbi | Misanvu S.S | USE/UPOLET | 29 | 46 | 75 |

Ministry of Education and Sports
National USE/UPPET and UPOLET Headcount 2014

| S/N | District | School | Level Status | M | F | T |
|-----|--------------|---------------------------------|--------------|----|----|----|
| 44 | Kamwenge | Kyabenda Ss | USE/UPOLET | 34 | 40 | 74 |
| 45 | Kasese | Rugendebara Ymca Voc S.S | USE/UPOLET | 24 | 50 | 74 |
| 46 | Kibaale | St Joseph Ss Kasambya | USE/UPOLET | 42 | 32 | 74 |
| 47 | Mbale | Nabumali Sec.Sch | USE/UPOLET | 44 | 30 | 74 |
| 48 | Namutumba | Ivukula S.S | USE/UPOLET | 26 | 48 | 74 |
| 49 | Nebbi | Nebbi Town Ss | USE/UPOLET | 40 | 34 | 74 |
| 50 | Wakiso | Naggulu Seed Ss | USE/UPOLET | 30 | 44 | 74 |
| 51 | Wakiso | Nsangi Secondary School | USE/UPOLET | 42 | 31 | 73 |
| 52 | Lwengo | Ndagwe S.S | USE/UPOLET | 39 | 33 | 72 |
| 53 | Adjumani | Biyaya S.S.S | USE/UPOLET | 33 | 38 | 71 |
| 54 | Mityana | Bujubi S.S | USE/UPOLET | 40 | 30 | 70 |
| 55 | Kibaale | St Adolf Tibeyalirwa S.S | USE/UPOLET | 44 | 25 | 69 |
| 56 | Kalungu | Kabungo S.S | USE/UPOLET | 20 | 48 | 68 |
| 57 | Manafwa | Namisindwa S.S | USE/UPOLET | 37 | 31 | 68 |
| 58 | Namutumba | St Mathias Magada S.S | USE | 42 | 26 | 68 |
| 59 | Manafwa | Butiru Model Comp. S.S | USE | 39 | 28 | 67 |
| 60 | Rakai | St Mary's S S Sanje | USE/UPOLET | 32 | 35 | 67 |
| 61 | Ntoroko | Karugutu S.S | USE/UPOLET | 36 | 30 | 66 |
| 62 | Buikwe | Sacred Heart Najja S.S | USE/UPOLET | 36 | 29 | 65 |
| 63 | Nebbi | Ogenda Girls School | USE | 0 | 65 | 65 |
| 64 | Rakai | St Herman Lwankoni | USE | 24 | 41 | 65 |
| 65 | Bukomansimbi | Mbulire S.S | USE/UPOLET | 28 | 36 | 64 |
| 66 | Kaliro | Namwima Sss | USE/UPOLET | 34 | 30 | 64 |
| 67 | Luweero | Wakatayi Ss | USE/UPOLET | 35 | 29 | 64 |
| 68 | Nakaseke | Kasangombe S.S | USE/UPOLET | 26 | 38 | 64 |
| 69 | Nakasongola | Kalongo S.S | USE/UPOLET | 26 | 38 | 64 |
| 70 | Alebtong | Akii Bua Comp.Ss | USE/UPOLET | 42 | 21 | 63 |
| 71 | Luuka | Busiir S S S | USE/UPOLET | 35 | 28 | 63 |
| 72 | Mubende | Myanzi Ss | USE/UPOLET | 31 | 32 | 63 |
| 73 | Wakiso | Nampungwe Community High School | USE/UPOLET | 27 | 35 | 62 |
| 74 | Mubende | Kakungube Ss | USE/UPOLET | 31 | 30 | 61 |
| 75 | Kalungu | Kyato S.S | USE | 21 | 39 | 60 |
| 76 | Rakai | Kakabagyo | USE/UPOLET | 35 | 25 | 60 |
| 77 | Zombo | Aluka Sss | USE/UPOLET | 31 | 29 | 60 |
| 78 | Luweero | St Kalori Lwanga Ss Mulajje | USE | 29 | 30 | 59 |
| 79 | Pallisa | Kameke Ss | USE | 24 | 35 | 59 |
| 80 | Kalungu | Holy Family Kyamulibwa | USE/UPOLET | 42 | 16 | 58 |
| 81 | Kanungu | Kambuga Sss | USE/UPOLET | 18 | 40 | 58 |
| 82 | Mukono | B.L.K Muwonge Ntunda | USE/UPOLET | 24 | 34 | 58 |
| 83 | Tororo | Mulanda Ss | USE | 33 | 25 | 58 |
| 84 | Gomba | Kasaka S.S | USE/UPOLET | 20 | 37 | 57 |
| 85 | Kween | Kwosir Girls Boarding Ss | USE | 0 | 57 | 57 |
| 86 | Tororo | Bukedi Ss | USE | 31 | 26 | 57 |
| 87 | Buikwe | Nyenga S.S Kigudu | USE/UPOLET | 25 | 31 | 56 |
| 88 | Bukomansimbi | Misanvucomprehensive S.S | USE/UPOLET | 31 | 25 | 56 |

Ministry of Education and Sports
National USE/UPPET and UPOLET Headcount 2014

| S/N | District | School | Level Status | M | F | T |
|-----|--------------|--|--------------|----|----|----|
| 89 | Gulu Mc | Sacred Heart Ss | USE/UPOLET | 0 | 56 | 56 |
| 90 | Kaliro | Bulamogi College Gadumire | USE | 22 | 34 | 56 |
| 91 | Masindi | Bwijanga S.S | USE/UPOLET | 24 | 32 | 56 |
| 92 | Bukomansimbi | St Peter's S.S Kigumba | USE/UPOLET | 26 | 29 | 55 |
| 93 | Bukwo | Chesower S.S | USE/UPOLET | 22 | 33 | 55 |
| 94 | Pallisa | Gogonyo Ss | USE | 31 | 24 | 55 |
| 95 | Bugiri | Buwunga S.S | USE/UPOLET | 28 | 26 | 54 |
| 96 | Kyankwanzi | Buyimbazi Ss | USE/UPOLET | 19 | 35 | 54 |
| 97 | Kyegegwa | Wekomire Sec School | USE/UPOLET | 24 | 30 | 54 |
| 98 | Luweero | Luweero Seed Ss | USE | 24 | 30 | 54 |
| 99 | Mpigi | Bulamu Sec.Sch. | USE/UPOLET | 24 | 30 | 54 |
| 100 | Nakaseke | Kiwoko S.S | USE/UPOLET | 27 | 27 | 54 |
| 101 | Namayingo | Sigulu S.S | USE/UPOLET | 35 | 19 | 54 |
| 102 | Luweero | Mpigi Ss | USE/UPOLET | 28 | 25 | 53 |
| 103 | Mpigi | St Phillips Equatorial Sec Sch.Nabusanke | USE/UPOLET | 27 | 26 | 53 |
| 104 | Tororo | Asinge Sss | USE/UPOLET | 31 | 22 | 53 |
| 105 | Wakiso | Balibaseka Ss | USE/UPOLET | 23 | 30 | 53 |
| 106 | Bundibugyo | Semuliki High School | USE/UPOLET | 30 | 22 | 52 |
| 107 | Kamwenge | Kamwenge Ss | USE/UPOLET | 17 | 35 | 52 |
| 108 | Mityana | Naama S.S | USE/UPOLET | 20 | 32 | 52 |
| 109 | Rakai | Nakasoga | USE/UPOLET | 27 | 25 | 52 |
| 110 | Sembabule | St Charles Lwanga Lwebitakuli | USE/UPOLET | 22 | 30 | 52 |
| 111 | Isingiro | Bukanga S.S | USE/UPOLET | 21 | 30 | 51 |
| 112 | Kalungu | Kabukunge Moslem S.S | USE/UPOLET | 16 | 35 | 51 |
| 113 | Mpigi | Kibuuka Memorial S.S.S | USE/UPOLET | 24 | 27 | 51 |
| 114 | Lwengo | Nakyenzi S.S.S | USE/UPOLET | 21 | 29 | 50 |
| 115 | Moyo | Moyo Ss | USE/UPOLET | 34 | 16 | 50 |
| 116 | Mubende | St Charles Lwanga Lwangiri Ss | USE/UPOLET | 14 | 36 | 50 |
| 117 | Zombo | Zeus Sec Sch | USE/UPOLET | 30 | 20 | 50 |
| 118 | Bududa | Bukalasi S.S | USE/UPOLET | 20 | 29 | 49 |
| 119 | Kibaale | Mabaale Ss | USE/UPOLET | 22 | 27 | 49 |
| 120 | Manafwa | Bukokho S.S | USE | 31 | 18 | 49 |
| 121 | Namayingo | St Philip's Lwangosia | USE/UPOLET | 30 | 19 | 49 |
| 122 | Kyegegwa | Humura Sec School | USE/UPOLET | 20 | 28 | 48 |
| 123 | Mpigi | St Mark Sss Kamengo | USE/UPOLET | 25 | 23 | 48 |
| 124 | Ibanda | Ishongororo H.S | USE/UPOLET | 26 | 21 | 47 |
| 125 | Mbale | Bungokho Sec.Sch | USE/UPOLET | 20 | 27 | 47 |
| 126 | Namayingo | Banda S.S | USE/UPOLET | 31 | 16 | 47 |
| 127 | Rakai | Kyotera Central S S | USE/UPOLET | 21 | 26 | 47 |
| 128 | Tororo | Katerema Ss | USE/UPOLET | 13 | 34 | 47 |
| 129 | Kasese | Munkunyu S.S | USE/UPOLET | 18 | 28 | 46 |
| 130 | Kyenjojo | Kyarusizi Ss | USE/UPOLET | 22 | 24 | 46 |
| 131 | Mukono | Sir Apollo Kaggwa S.S | USE/UPOLET | 5 | 41 | 46 |
| 132 | Yumbe | Yumbe S.S | USE/UPOLET | 28 | 18 | 46 |
| 133 | Budaka | Naboa S.S.S | USE/UPOLET | 15 | 30 | 45 |

Ministry of Education and Sports
National USE/UPPET and UPOLET Headcount 2014

| S/N | District | School | Level Status | M | F | T |
|-----|--------------|-----------------------------------|--------------|----|----|----|
| 134 | Kamuli | Kamuli Girls' College | USE/UPOLET | 0 | 45 | 45 |
| 135 | Manafwa | Butiru S.S | USE | 18 | 27 | 45 |
| 136 | Kabale | St Charles Lwanga Ss Muko | USE/UPOLET | 11 | 33 | 44 |
| 137 | Kamuli | Balawoli Ss | USE/UPOLET | 28 | 16 | 44 |
| 138 | Kibaale | Buyanja Ss | USE/UPOLET | 17 | 27 | 44 |
| 139 | Rakai | Kimuli S S S | USE/UPOLET | 19 | 25 | 44 |
| 140 | Iganga | Bulunguli Seed Ss | USE | 15 | 28 | 43 |
| 141 | Masaka Mc | Kijabwemi S.S | USE/UPOLET | 13 | 30 | 43 |
| 142 | Rakai | St John Mary Muzeeyi's Bigada S S | USE | 19 | 24 | 43 |
| 143 | Rakai | Holy Family Nazareth S S | USE | 17 | 26 | 43 |
| 144 | Bundibugyo | Bundikahungu Seed Ss | USE | 21 | 21 | 42 |
| 145 | Kamwenge | Mahyoro Ss | USE/UPOLET | 12 | 30 | 42 |
| 146 | Bugiri | Nalubaale S.S Nankoma | USE | 23 | 18 | 41 |
| 147 | Bukwo | Kapyoyon High School | USE/UPOLET | 19 | 22 | 41 |
| 148 | Bundibugyo | Bubandi Seed S.S | USE | 32 | 9 | 41 |
| 149 | Butaleja | Busabi Ss | USE | 19 | 22 | 41 |
| 150 | Maracha | Kijomoro S.S | USE/UPOLET | 20 | 21 | 41 |
| 151 | Rakai | Katereero S S S | USE | 17 | 24 | 41 |
| 152 | Kyankwanzi | Kiboga Parent's Sss | USE/UPOLET | 18 | 22 | 40 |
| 153 | Maracha | Otravu S.S | USE/UPOLET | 25 | 15 | 40 |
| 154 | Sironko | Nalusala Seed Secondary School | USE | 20 | 20 | 40 |
| 155 | Wakiso | Mmanze Sss | USE/UPOLET | 17 | 23 | 40 |
| 156 | Wakiso | St Edwards College Galamba | USE/UPOLET | 16 | 24 | 40 |
| 157 | Iganga | Busembatia S S | USE/UPOLET | 20 | 19 | 39 |
| 158 | Kayunga | Kitatya S.S | USE/UPOLET | 17 | 22 | 39 |
| 159 | Masaka | St Maurice Lwaggulwe S.S.S | USE/UPOLET | 15 | 24 | 39 |
| 160 | Mubende | Kiyuni Ss | USE | 19 | 20 | 39 |
| 161 | Sembabule | St Ann's Ss Ntuusi | USE/UPOLET | 11 | 28 | 39 |
| 162 | Bukomansimbi | Kiryasaaka Sec. | USE/UPOLET | 22 | 16 | 38 |
| 163 | Mukono | Kojja S.S.S | USE/UPOLET | 17 | 21 | 38 |
| 164 | Mukono | St Kizito S.S Nakibano | USE | 16 | 22 | 38 |
| 165 | Nebbi | Akworo Ss | USE | 23 | 15 | 38 |
| 166 | Bulambuli | Bukhalu Seed Ss | USE | 24 | 13 | 37 |
| 167 | Isingiro | Kigaragara Voc S.S | USE | 7 | 30 | 37 |
| 168 | Mubende | St Mugaga Ss Kiganda | USE/UPOLET | 13 | 24 | 37 |
| 169 | Nakasongola | Kisaalizi S.S | USE/UPOLET | 10 | 27 | 37 |
| 170 | Buikwe | Namwezi Ss | USE/UPOLET | 17 | 19 | 36 |
| 171 | Kayunga | Galiraya Seed S.S | USE | 15 | 21 | 36 |
| 172 | Luweero | Mazzi Voc Sss | USE | 18 | 18 | 36 |
| 173 | Mityana | St Kizito Sss Banda | USE | 16 | 20 | 36 |
| 174 | Mubende | Nabingoola Public School | USE/UPOLET | 16 | 20 | 36 |
| 175 | Adjumani | Adjumani S.S.S | USE/UPOLET | 25 | 10 | 35 |
| 176 | Hoima | Munteme Fatima College | USE | 15 | 20 | 35 |
| 177 | Hoima Mc | Buhanika Seed S.S | USE/UPOLET | 12 | 23 | 35 |
| 178 | Zombo | Pakadha Seed Ss | USE/UPOLET | 22 | 13 | 35 |

Ministry of Education and Sports
National USE/UPPET and UPOLET Headcount 2014

| S/N | District | School | Level Status | M | F | T |
|-----|--------------|-------------------------------------|--------------|----|----|----|
| 179 | Arua | Arivu Ss | USE/UPOLET | 18 | 16 | 34 |
| 180 | Kyankwanzi | St Joseph's Vocational Sss, Kigando | USE/UPOLET | 12 | 22 | 34 |
| 181 | Kyenjojo | Nyankwanzi High School | USE/UPOLET | 18 | 16 | 34 |
| 182 | Luuka | Walibo Seed Ss | USE | 15 | 19 | 34 |
| 183 | Moyo | Itula Ss | USE/UPOLET | 22 | 12 | 34 |
| 184 | Rakai | Kakoma S S S | USE/UPOLET | 15 | 19 | 34 |
| 185 | Rakai | St Raphael's Kabira S S S | USE/UPOLET | 13 | 21 | 34 |
| 186 | Butambala | Cardinal Wamala Ss | USE | 13 | 20 | 33 |
| 187 | Iganga | Nakigo S S | USE/UPOLET | 14 | 19 | 33 |
| 188 | Kyenjojo | Kyenjojo Ss | USE/UPOLET | 14 | 19 | 33 |
| 189 | Masaka | Kikungwe S.S | USE/UPOLET | 14 | 19 | 33 |
| 190 | Mbale | Nyondo Ss | USE/UPOLET | 16 | 17 | 33 |
| 191 | Pallisa | Pallisa Ss | USE/UPOLET | 14 | 19 | 33 |
| 192 | Serere | Kamod S.S | USE/UPOLET | 16 | 17 | 33 |
| 193 | Arua | Awara College Etori | USE | 18 | 14 | 32 |
| 194 | Bukomansimbi | Uganda Martyrs S.S Buyoga | USE/UPOLET | 15 | 17 | 32 |
| 195 | Serere | Pigire S.S | USE | 18 | 14 | 32 |
| 196 | Zombo | Warr Girls S. S.S | USE | 0 | 32 | 32 |
| 197 | Arua | Ogoko Seed Secondary School | USE | 20 | 11 | 31 |
| 198 | Bugiri | St Stephen Bugiri S.S | USE/UPOLET | 7 | 24 | 31 |
| 199 | Kabarole | Rusekere S.S | USE/UPOLET | 12 | 19 | 31 |
| 200 | Kasese | Saad Memorial S.S | USE/UPOLET | 12 | 19 | 31 |
| 201 | Masindi Mc | Masindi S.S.S | USE/UPOLET | 17 | 14 | 31 |
| 202 | Moyo | Obongi Ss | USE | 18 | 13 | 31 |
| 203 | Oyam | Loro S.S | USE/UPOLET | 18 | 13 | 31 |
| 204 | Rakai | Kifamba Comp. Ss | USE | 13 | 18 | 31 |
| 205 | Rukungiri | Rukungiri Voc.S.S Karukaata | USE | 13 | 18 | 31 |
| 206 | Isingiro | Kisyoro S.S | USE/UPOLET | 16 | 14 | 30 |
| 207 | Kibaale | Uganda Martyrs Cen Ss | USE/UPOLET | 5 | 25 | 30 |
| 208 | Masaka | Kaddugala S.S | USE/UPOLET | 19 | 11 | 30 |
| 209 | Mbarara | St Paul's Ss Kagongi | USE/UPOLET | 13 | 17 | 30 |
| 210 | Moyo | Lefori Ss | USE | 15 | 15 | 30 |
| 211 | Mukono | Namasumbi Moslem Sch | USE/UPOLET | 11 | 19 | 30 |
| 212 | Pallisa | Kibale Ss | USE/UPOLET | 15 | 15 | 30 |
| 213 | Rakai | Kalisizo Seed Ss | USE | 17 | 13 | 30 |
| 214 | Jinja | Pilkington College Muguluka | USE/UPOLET | 16 | 13 | 29 |
| 215 | Kyegegwa | Kakabara Sss | USE/UPOLET | 9 | 20 | 29 |
| 216 | Kyenjojo | Buhemba Sss | USE | 6 | 23 | 29 |
| 217 | Kyenjojo | Katooke Sss | USE/UPOLET | 15 | 14 | 29 |
| 218 | Luweero | Kalasa College | USE/UPOLET | 10 | 19 | 29 |
| 219 | Mukono | Kamda Community S.S | USE | 14 | 15 | 29 |
| 220 | Buikwe | 3 Rs S.S | USE | 9 | 19 | 28 |
| 221 | Butaleja | Hasahya Ss | USE/UPOLET | 17 | 11 | 28 |
| 222 | Butaleja | Busolwe Ss | USE/UPOLET | 16 | 12 | 28 |
| 223 | Iganga | Nkuutu Memorial School | USE/UPOLET | 9 | 19 | 28 |

Ministry of Education and Sports
National USE/UPPET and UPOLET Headcount 2014

| S/N | District | School | Level Status | M | F | T |
|-----|---------------|---------------------------------------|--------------|----|----|----|
| 224 | Isingiro | Kihanda S.S | USE/UPOLET | 11 | 17 | 28 |
| 225 | Kiryandongo | Kigumba S.S.S | USE/UPOLET | 12 | 16 | 28 |
| 226 | Lyantonde | St Johns Kaliiro Comp. S.S | USE/UPOLET | 12 | 16 | 28 |
| 227 | Nakaseke | Ngoma Ss | USE | 15 | 13 | 28 |
| 228 | Nebbi | Parombo Ss | USE/UPOLET | 15 | 13 | 28 |
| 229 | Serere | Kyere S.S | USE/UPOLET | 16 | 12 | 28 |
| 230 | Wakiso | Bussi Ss | USE/UPOLET | 9 | 19 | 28 |
| 231 | Bududa | Shitumi S.S | USE | 12 | 15 | 27 |
| 232 | Butaleja | Mugulu Hs | USE/UPOLET | 14 | 13 | 27 |
| 233 | Buyende | Baligeya Mem.Seed School | USE/UPOLET | 9 | 18 | 27 |
| 234 | Iganga | Nakalama | USE/UPOLET | 11 | 16 | 27 |
| 235 | Jinja | St Gonzaga Senior Secondary School | USE/UPOLET | 15 | 12 | 27 |
| 236 | Kabale | Rubaya S S | USE/UPOLET | 8 | 19 | 27 |
| 237 | Kaliro | Namugongo Seed Ss | USE/UPOLET | 14 | 13 | 27 |
| 238 | Kanungu | Rugyeo Sss | USE | 6 | 21 | 27 |
| 239 | Lwengo | Kaikolongo Seed Secondary School | USE/UPOLET | 12 | 15 | 27 |
| 240 | Moyo | Laropi Ss | USE/UPOLET | 15 | 12 | 27 |
| 241 | Gomba | Mpenja Sec.Sch. | USE/UPOLET | 16 | 10 | 26 |
| 242 | Isingiro | Isingiro S.S | USE/UPOLET | 17 | 9 | 26 |
| 243 | Kabale | Rukore H S | USE/UPOLET | 16 | 10 | 26 |
| 244 | Mukono | St Charles Lwanga Ss Bukerere | USE/UPOLET | 16 | 10 | 26 |
| 245 | Nakapiripirit | Arengesiep Sss | USE/UPOLET | 5 | 21 | 26 |
| 246 | Sembabule | Mawogola High S Bukulula | USE/UPOLET | 12 | 14 | 26 |
| 247 | Amolatar | Agwingiri Girl's Secondary School | USE | 0 | 25 | 25 |
| 248 | Amuru | Lwani Memorial College | USE | 2 | 23 | 25 |
| 249 | Arua | Okollo S.S | USE/UPOLET | 18 | 7 | 25 |
| 250 | Buikwe | Victoria Ss Ssi | USE/UPOLET | 3 | 22 | 25 |
| 251 | Butaleja | St Mary's Ss Kapisa | USE | 11 | 14 | 25 |
| 252 | Kibaale | Bwikara S.S | USE/UPOLET | 16 | 9 | 25 |
| 253 | Kibaale | St Albert Sss Kakindo | USE/UPOLET | 12 | 13 | 25 |
| 254 | Kibaale | Uganda Martyrs Ss Mugalike | USE | 9 | 16 | 25 |
| 255 | Kiboga | Kapeke Seed Ss | USE | 10 | 15 | 25 |
| 256 | Masindi | Kiyuya Seed S.S | USE/UPOLET | 14 | 11 | 25 |
| 257 | Masindi Mc | Nyangahya Community S.S | USE/UPOLET | 7 | 18 | 25 |
| 258 | Nakaseke | Kinyogoga Seed S.S | USE | 15 | 10 | 25 |
| 259 | Rakai | Sserinya S S S | USE | 13 | 12 | 25 |
| 260 | Rukungiri | Rwabukoba S.S | USE/UPOLET | 4 | 21 | 25 |
| 261 | Adjumani | Ofua S.S | USE | 16 | 8 | 24 |
| 262 | Arua | Mt Wati S.S | USE/UPOLET | 12 | 12 | 24 |
| 263 | Buliisa | Bugungu S.S.S | USE/UPOLET | 12 | 12 | 24 |
| 264 | Iganga | Bubinga H S | USE/UPOLET | 12 | 12 | 24 |
| 265 | Isingiro | Masha Seed Secondary School | USE/UPOLET | 12 | 12 | 24 |
| 266 | Kanungu | St Pius Nyamwegabira | USE/UPOLET | 5 | 19 | 24 |
| 267 | Kapchorwa | St Paul Comprehensive S.S Kapchesombe | USE | 13 | 11 | 24 |
| 268 | Kiboga | Lwamata Seed Ss | USE | 5 | 19 | 24 |

Ministry of Education and Sports
National USE/UPPET and UPOLET Headcount 2014

| S/N | District | School | Level Status | M | F | T |
|-----|---------------|---|--------------|----|----|----|
| 269 | Kisoro | Nyamirembe Sss | USE | 14 | 10 | 24 |
| 270 | Rakai | Buyamba S S S | USE | 10 | 14 | 24 |
| 271 | Gomba | Kabulasoke Sec.Sch. | USE | 11 | 12 | 23 |
| 272 | Ibanda | Kagongo S.S | USE/UPOLET | 10 | 13 | 23 |
| 273 | Kibaale | Kisiita Seed Ss | USE/UPOLET | 13 | 10 | 23 |
| 274 | Kisoro | Muhanga Ss | USE | 8 | 15 | 23 |
| 275 | Kyenjojo | Kisojo Sss | USE | 13 | 10 | 23 |
| 276 | Mbale | Makhai .S.S | USE | 10 | 13 | 23 |
| 277 | Mitooma | Nkinga Voc. S.S.S | USE/UPOLET | 13 | 10 | 23 |
| 278 | Mityana | Kiggwa S.S.S | USE | 13 | 10 | 23 |
| 279 | Nakasongola | Kakooge S.S.S | USE/UPOLET | 7 | 16 | 23 |
| 280 | Arua | Aria S.S | USE/UPOLET | 14 | 8 | 22 |
| 281 | Kabale | St Francis Coll Kyanamira | USE/UPOLET | 6 | 16 | 22 |
| 282 | Kyankwanzi | St Paul C.O.U Ss | USE/UPOLET | 8 | 14 | 22 |
| 283 | Mbale | Mbale School For The Deaf | USE/UPOLET | 14 | 8 | 22 |
| 284 | Mityana | Nakwaya S.S | USE/UPOLET | 7 | 15 | 22 |
| 285 | Rubirizi | St Michael H.S Rugazi | USE/UPOLET | 11 | 11 | 22 |
| 286 | Bundibugyo | Bumadu Seed Secondary School | USE/UPOLET | 10 | 11 | 21 |
| 287 | Kabale | St Josephs Mparo S S | USE/UPOLET | 7 | 14 | 21 |
| 288 | Kasese | Kuruhe High Sch | USE/UPOLET | 11 | 10 | 21 |
| 289 | Kibuku | Kagumu Ss | USE | 6 | 15 | 21 |
| 290 | Kisoro | Muramba Seed Sss | USE | 11 | 10 | 21 |
| 291 | Koboko | Longira S.S.S | USE | 15 | 6 | 21 |
| 292 | Luweero | Luteete Ss | USE/UPOLET | 10 | 11 | 21 |
| 293 | Ntungamo | Rugarama Ss | USE/UPOLET | 6 | 15 | 21 |
| 294 | Pallisa | Apopong Ss | USE | 8 | 13 | 21 |
| 295 | Rukungiri | St William's S.S Rwengiri | USE/UPOLET | 8 | 13 | 21 |
| 296 | Hoima | Buseruka S.S | USE | 13 | 7 | 20 |
| 297 | Kampala | Natete Muslim H.S | USE/UPOLET | 6 | 14 | 20 |
| 298 | Kasese | Nyakiyumbu Sec Sch | USE/UPOLET | 8 | 12 | 20 |
| 299 | Kibaale | St Margret Mary Girls Ss | USE/UPOLET | 0 | 20 | 20 |
| 300 | Mayuge | Bukabooli Seed Ss | USE | 13 | 7 | 20 |
| 301 | Ntungamo | Rukoni Sss | USE/UPOLET | 7 | 13 | 20 |
| 302 | Rakai | Kabuwoko S S S | USE/UPOLET | 10 | 10 | 20 |
| 303 | Bukomansimbi | St Victor's Kitaasa S.S. | USE/UPOLET | 9 | 10 | 19 |
| 304 | Hoima | Kiziranfumbi Ss | USE/UPOLET | 5 | 14 | 19 |
| 305 | Kabale | Bufundi College Kacereere | USE/UPOLET | 5 | 14 | 19 |
| 306 | Lyantonde | Lyantonde S.S.S | USE/UPOLET | 10 | 9 | 19 |
| 307 | Masindi | St Paul's S.S Pakanyi | USE/UPOLET | 7 | 12 | 19 |
| 308 | Mbale | Musese Sec.School | USE/UPOLET | 10 | 9 | 19 |
| 309 | Mbale Mc | Nkoma Ss. | USE/UPOLET | 10 | 9 | 19 |
| 310 | Mubende | Kitenga Ss | USE/UPOLET | 12 | 7 | 19 |
| 311 | Nakapiripirit | St Kizito Ss Lorengedwat | USE/UPOLET | 10 | 9 | 19 |
| 312 | Nakasongola | St Joseph's Vocational High Sch.Nakasongola | USE | 7 | 12 | 19 |
| 313 | Pallisa | Kamuge Hs | USE/UPOLET | 9 | 10 | 19 |

Ministry of Education and Sports
National USE/UPPET and UPOLET Headcount 2014

| S/N | District | School | Level Status | M | F | T |
|-----|------------|---------------------------------|--------------|----|----|----|
| 314 | Rakai | Kiziba High School | USE | 10 | 9 | 19 |
| 315 | Amuria | Morungatuny Sss | USE | 11 | 7 | 18 |
| 316 | Busia | Bukalika | USE/UPOLET | 6 | 12 | 18 |
| 317 | Kamwenge | Mpanga Parents Ss | USE | 8 | 10 | 18 |
| 318 | Katakwi | Magoro Comprehensive S.S.S | USE/UPOLET | 12 | 6 | 18 |
| 319 | Kween | Kapkoch S.S | USE/UPOLET | 9 | 9 | 18 |
| 320 | Kyankwanzi | Nankandula Ss | USE | 5 | 13 | 18 |
| 321 | Kyegegwa | Hapuuoyo Sss | USE/UPOLET | 8 | 10 | 18 |
| 322 | Nebbi | Panyango Ss | USE | 11 | 7 | 18 |
| 323 | Pader | Atanga S.S | USE | 17 | 1 | 18 |
| 324 | Adjumani | Dzaipi S.S | USE/UPOLET | 11 | 6 | 17 |
| 325 | Bukedea | Bukedea S.S | USE/UPOLET | 9 | 8 | 17 |
| 326 | Busia | Kayoro S.S | USE | 11 | 6 | 17 |
| 327 | Jinja | St Stephen S.S Budondo | USE/UPOLET | 6 | 11 | 17 |
| 328 | Kanungu | Nyamirama Seed Secondary School | USE | 10 | 7 | 17 |
| 329 | Kitgum | Lagoro Seed Secondary School | USE | 2 | 15 | 17 |
| 330 | Lwengo | Sseke S.S | USE/UPOLET | 8 | 9 | 17 |
| 331 | Mayuge | Waitambogwe S.S | USE/UPOLET | 10 | 7 | 17 |
| 332 | Mukono | Seeta College | USE/UPOLET | 15 | 2 | 17 |
| 333 | Rukungiri | Bishop Robert Voc Ss Rwamagaya | USE | 4 | 13 | 17 |
| 334 | Tororo | Atiri Ss | USE/UPOLET | 8 | 9 | 17 |
| 335 | Wakiso | Masulita Sss | USE/UPOLET | 7 | 10 | 17 |
| 336 | Amuria | St Paul Abarilela Ss | USE/UPOLET | 11 | 5 | 16 |
| 337 | Arua | Uleppi Secondary School | USE | 12 | 4 | 16 |
| 338 | Bugiri | Naminyagwe Muslim S.S | USE/UPOLET | 6 | 10 | 16 |
| 339 | Gomba | Kisozi Seed Ss | USE | 3 | 13 | 16 |
| 340 | Hoima | Kakindo Ss | USE | 6 | 10 | 16 |
| 341 | Kabale | St Barnabas S S S Karujanga | USE/UPOLET | 11 | 5 | 16 |
| 342 | Kabarole | Ibaale S.S | USE | 13 | 3 | 16 |
| 343 | Kampala | Kampala H.S | USE/UPOLET | 6 | 10 | 16 |
| 344 | Kibaale | Nalweyo Ss | USE | 9 | 7 | 16 |
| 345 | Kyankwanzi | St Joseph's Ss Vvumba | USE/UPOLET | 5 | 11 | 16 |
| 346 | Mpigi | Buyiga Seed Ss | USE | 8 | 8 | 16 |
| 347 | Mubende | Mubende Army Ss | USE/UPOLET | 11 | 5 | 16 |
| 348 | Mukono | Kkome Seed S.S | USE/UPOLET | 10 | 6 | 16 |
| 349 | Mukono | Nakanyonyi S.S.S | USE/UPOLET | 9 | 7 | 16 |
| 350 | Tororo | Paya Ss | USE | 12 | 4 | 16 |
| 351 | Butaleja | Busaba Ss | USE | 9 | 6 | 15 |
| 352 | Buvuma | Buvuma College | USE/UPOLET | 5 | 10 | 15 |
| 353 | Ibanda | Mwamba Sec.Sch. | USE/UPOLET | 8 | 7 | 15 |
| 354 | Kabale | St Andrew's S S Rubanda | USE | 7 | 8 | 15 |
| 355 | Kabarole | Bukuuku Community S.S | USE | 8 | 7 | 15 |
| 356 | Kamwenge | Kicwamba Ss | USE/UPOLET | 4 | 11 | 15 |
| 357 | Katakwi | Kapujan Community S.S | USE | 4 | 11 | 15 |
| 358 | Kayunga | Ndeeba S.S.S | USE/UPOLET | 5 | 10 | 15 |

Ministry of Education and Sports
National USE/UPPET and UPOLET Headcount 2014

| S/N | District | School | Level Status | M | F | T |
|-----|-------------|------------------------------------|--------------|----|----|----|
| 359 | Kisoro | Kabami Sss | USE/UPOLET | 4 | 11 | 15 |
| 360 | Koboko | Nyai S.S.S | USE/UPOLET | 5 | 10 | 15 |
| 361 | Koboko | Millenium College | USE | 9 | 6 | 15 |
| 362 | Masaka | St Anthony S.S Kayunga | USE/UPOLET | 3 | 12 | 15 |
| 363 | Mityana | Kalangaalo S.S | USE/UPOLET | 7 | 8 | 15 |
| 364 | Nebbi | Pakwach Ss | USE/UPOLET | 9 | 6 | 15 |
| 365 | Rukungiri | Nyakagyeme S.S | USE/UPOLET | 11 | 4 | 15 |
| 366 | Wakiso | Jjungo Sss | USE | 7 | 8 | 15 |
| 367 | Wakiso | Kitala Ss | USE/UPOLET | 6 | 9 | 15 |
| 368 | Amuria | St Peters Ss Acowa | USE/UPOLET | 3 | 11 | 14 |
| 369 | Budaka | Kaderuna S.S | USE/UPOLET | 2 | 12 | 14 |
| 370 | Bukwo | St Joseph's S.S | USE/UPOLET | 3 | 11 | 14 |
| 371 | Busia | Masaba College Busia | USE/UPOLET | 4 | 10 | 14 |
| 372 | Busia | Masinya S.S | USE/UPOLET | 7 | 7 | 14 |
| 373 | Buyende | St Peter's Ss Namulikya | USE/UPOLET | 6 | 8 | 14 |
| 374 | Kaberamaido | Olomet Ss | USE | 7 | 7 | 14 |
| 375 | Kasese | Hamukungu Parents Sch | USE/UPOLET | 5 | 9 | 14 |
| 376 | Kayunga | Kangulumira Public S.S | USE/UPOLET | 6 | 8 | 14 |
| 377 | Kiruhura | Lake Mburo Senior Secondary School | USE/UPOLET | 4 | 10 | 14 |
| 378 | Mubende | St Matia Mulumba Mirembe-Maria Ss | USE/UPOLET | 7 | 7 | 14 |
| 379 | Mukono | Kasana Ss & Voc Sch | USE/UPOLET | 10 | 4 | 14 |
| 380 | Nakaseke | Kijaguzo S.S | USE/UPOLET | 5 | 9 | 14 |
| 381 | Rakai | Kyakago S S S | USE | 8 | 6 | 14 |
| 382 | Sembabule | Lwemiyaga Ss | USE/UPOLET | 7 | 7 | 14 |
| 383 | Tororo | Kidoko Ss | USE | 8 | 6 | 14 |
| 384 | Tororo | Rainer H.S | USE | 5 | 9 | 14 |
| 385 | Bushenyi | Kakanju Voc. S.S | USE/UPOLET | 11 | 2 | 13 |
| 386 | Ibanda | Ryabatenga S.S | USE | 3 | 10 | 13 |
| 387 | Manafwa | Bubutu S.S | USE/UPOLET | 5 | 8 | 13 |
| 388 | Mubende | St Andrew Kaggwa Madudu Ss | USE | 6 | 7 | 13 |
| 389 | Mukono | Kasawo S.S.S | USE | 7 | 6 | 13 |
| 390 | Nakasongola | Lwabiyata Sec.Sch. | USE/UPOLET | 5 | 8 | 13 |
| 391 | Ntungamo | Kibatsi High School | USE/UPOLET | 3 | 10 | 13 |
| 392 | Sheema | Kabwohe S.S | USE | 2 | 11 | 13 |
| 393 | Bukedea | Kidongole Seed Ss | USE/UPOLET | 6 | 6 | 12 |
| 394 | Gomba | St Leonard's S.S | USE/UPOLET | 7 | 5 | 12 |
| 395 | Kaabong | Kaabong S.S | USE/UPOLET | 3 | 9 | 12 |
| 396 | Kabale | Butanda S.S | USE | 4 | 8 | 12 |
| 397 | Kanungu | St Augustine Rutenga | USE | 6 | 6 | 12 |
| 398 | Kibaale | Nyamarwa Ss | USE | 5 | 7 | 12 |
| 399 | Kibuku | Buseta Ss | USE/UPOLET | 7 | 5 | 12 |
| 400 | Kisoro | St Peters Rwanzu Ss | USE | 4 | 8 | 12 |
| 401 | Kumi | Atutur Seed Ss | USE | 8 | 4 | 12 |
| 402 | Kyegegwa | Kasule Seed Sec Sch | USE/UPOLET | 7 | 5 | 12 |
| 403 | Kyenjojo | Nyarukoma Ss | USE/UPOLET | 7 | 5 | 12 |

Ministry of Education and Sports
National USE/UPPET and UPOLET Headcount 2014

| S/N | District | School | Level Status | M | F | T |
|-----|----------------|---|--------------|---|----|----|
| 404 | Luweero | St.Andrew Kaggwa's Sss | USE/UPOLET | 4 | 8 | 12 |
| 405 | Luweero | Target Community College | USE/UPOLET | 4 | 8 | 12 |
| 406 | Lyantonde | Kinuuka Seed S.S | USE | 6 | 6 | 12 |
| 407 | Mubende | Mubende Light Sss | USE/UPOLET | 8 | 4 | 12 |
| 408 | Sembabule | Kawanda Church Of Uganda Secondary School | USE/UPOLET | 5 | 7 | 12 |
| 409 | Alebtong | Fatima Alooi Comp.Girls Ss | USE/UPOLET | 0 | 11 | 11 |
| 410 | Amuria | St Francis Acumet | USE/UPOLET | 6 | 5 | 11 |
| 411 | Arua | Otumbari | USE/UPOLET | 3 | 8 | 11 |
| 412 | Budaka | Lyama S.S | USE | 9 | 2 | 11 |
| 413 | Buhweju | Karungu S.S | USE/UPOLET | 5 | 6 | 11 |
| 414 | Buikwe | Ngogwe Baskerville S.S | USE/UPOLET | 7 | 4 | 11 |
| 415 | Bukedea | Kolir Comprehensive Ss | USE | 3 | 8 | 11 |
| 416 | Buliisa | Biiso War Memorial S.S | USE/UPOLET | 1 | 10 | 11 |
| 417 | Entebbe Mc | Airforce Ss | USE/UPOLET | 6 | 5 | 11 |
| 418 | Gomba | Bukandula Mixed S.S | USE/UPOLET | 3 | 8 | 11 |
| 419 | Gulu | St Thomas Moore Ss Gulu | USE | 4 | 7 | 11 |
| 420 | Isingiro | Ngarama S.S.S | USE/UPOLET | 9 | 2 | 11 |
| 421 | Isingiro | Kyezimbire S.S | USE/UPOLET | 6 | 5 | 11 |
| 422 | Isingiro | Kabingo Seed Ss | USE | 1 | 10 | 11 |
| 423 | Kabale | Rwesasi Ss | USE | 2 | 9 | 11 |
| 424 | Kanungu | Burema Sss | USE/UPOLET | 5 | 6 | 11 |
| 425 | Kiruhura | Kaaro High School | USE | 3 | 8 | 11 |
| 426 | Nebbi | Erussi Ss | USE/UPOLET | 8 | 3 | 11 |
| 427 | Yumbe | Kuru S.S | USE/UPOLET | 4 | 7 | 11 |
| 428 | Fort Portal Mc | Kitumba S.S.S | USE/UPOLET | 6 | 4 | 10 |
| 429 | Kabale | Kamuganguzi Janan Luwum | USE/UPOLET | 4 | 6 | 10 |
| 430 | Kabale | St Thomas Aquinas S S S Kashaki | USE | 1 | 9 | 10 |
| 431 | Kabale | St Agatha's S S Kakore | USE/UPOLET | 0 | 10 | 10 |
| 432 | Kabale | Bukinda S S | USE/UPOLET | 3 | 7 | 10 |
| 433 | Kaberaido | Kalaki Ss | USE/UPOLET | 2 | 8 | 10 |
| 434 | Kamwenge | Nyabbani Ss | USE/UPOLET | 6 | 4 | 10 |
| 435 | Kanungu | Rushoroza Seed School | USE/UPOLET | 3 | 7 | 10 |
| 436 | Katakwi | Ngariam Seed S.S | USE | 4 | 6 | 10 |
| 437 | Alebtong | Alooi Ss | USE | 2 | 7 | 9 |
| 438 | Amuru | Keyo Ss | USE/UPOLET | 3 | 6 | 9 |
| 439 | Iganga | Makuutu Seed Ss | USE | 4 | 5 | 9 |
| 440 | Jinja | Kakira High School | USE/UPOLET | 4 | 5 | 9 |
| 441 | Jinja | Mpumudde Seed Ss | USE | 4 | 5 | 9 |
| 442 | Kamuli | Kabukye Ss | USE/UPOLET | 4 | 5 | 9 |
| 443 | Kanungu | Nyamiyaga Ss | USE/UPOLET | 4 | 5 | 9 |
| 444 | Kibaale | St Joseph Ss Nkooko | USE | 3 | 6 | 9 |
| 445 | Kibuku | Kibuku Ss | USE | 6 | 3 | 9 |
| 446 | Kibuku | Nabiswa Ss | USE/UPOLET | 6 | 3 | 9 |
| 447 | Mityana | Kiwawu S.S.S | USE/UPOLET | 3 | 6 | 9 |
| 448 | Mubende | Butuloogo Seed Ss | USE/UPOLET | 5 | 4 | 9 |

Ministry of Education and Sports
National USE/UPPET and UPOLET Headcount 2014

| S/N | District | School | Level Status | M | F | T |
|-----|-------------|------------------------------------|--------------|---|---|---|
| 449 | Nebbi | Panyimur Ss | USE | 5 | 4 | 9 |
| 450 | Nebbi | Uringi Secondary School | USE/UPOLET | 3 | 6 | 9 |
| 451 | Rakai | St Bernard Many S S S | USE/UPOLET | 3 | 6 | 9 |
| 452 | Rubirizi | Kirugu S.S | USE/UPOLET | 6 | 3 | 9 |
| 453 | Sironko | Budadiri Girls Ss | USE/UPOLET | 0 | 9 | 9 |
| 454 | Sironko | Bugunzu Seed School | USE/UPOLET | 5 | 4 | 9 |
| 455 | Zombo | Jangokoro Seed Ss | USE | 7 | 2 | 9 |
| 456 | Arua | Oriajini S.S | USE/UPOLET | 2 | 6 | 8 |
| 457 | Bulambuli | Nabbongo Ss | USE/UPOLET | 1 | 7 | 8 |
| 458 | Busia | Lunyo Hill S.S | USE/UPOLET | 3 | 5 | 8 |
| 459 | Butaleja | Butaleja Ss | USE/UPOLET | 3 | 5 | 8 |
| 460 | Isingiro | Endiizi High Sch. | USE | 5 | 3 | 8 |
| 461 | Kaabong | Jubilee S.S Karenga | USE/UPOLET | 0 | 8 | 8 |
| 462 | Kampala | Kitebi S.S | USE/UPOLET | 3 | 5 | 8 |
| 463 | Kamwenge | Kamwege College School | USE/UPOLET | 4 | 4 | 8 |
| 464 | Kasese | St Thereza Girls S.S | USE/UPOLET | 0 | 8 | 8 |
| 465 | Kasese | Mahango.S.S | USE/UPOLET | 5 | 3 | 8 |
| 466 | Manafwa | Bugobero H.S | USE/UPOLET | 3 | 5 | 8 |
| 467 | Mukono | Namataba S.S | USE/UPOLET | 2 | 6 | 8 |
| 468 | Ntungamo Mc | Muriisa Sss | USE/UPOLET | 2 | 6 | 8 |
| 469 | Rubirizi | Katunguru Seed Ss | USE | 6 | 2 | 8 |
| 470 | Serere | St Elizabeth's Girls S.S.S Kidetok | USE/UPOLET | 0 | 8 | 8 |
| 471 | Tororo | Kiyeyi High Sch | USE/UPOLET | 4 | 4 | 8 |
| 472 | Amuria | Amuria Ss | USE/UPOLET | 4 | 3 | 7 |
| 473 | Bugiri | Namasere Hs | USE/UPOLET | 2 | 5 | 7 |
| 474 | Buikwe | St Peters Nkokonjeru S.S | USE/UPOLET | 3 | 4 | 7 |
| 475 | Busia | Busiime S.S | USE | 2 | 5 | 7 |
| 476 | Kabale | Kahondo S.S | USE | 5 | 2 | 7 |
| 477 | Kabale | Bubaare S S | USE/UPOLET | 5 | 2 | 7 |
| 478 | Kaberaido | St Paul Ss Ocheru | USE | 0 | 7 | 7 |
| 479 | Kampala | Upper Prison Inmates Ss Luzira | USE/UPOLET | 7 | 0 | 7 |
| 480 | Kamuli | Namasagali College | USE/UPOLET | 5 | 2 | 7 |
| 481 | Kamwenge | Stella Maris Girls Ss Bunena | USE | 0 | 7 | 7 |
| 482 | Kiryandongo | Masindi Port S.S | USE | 0 | 7 | 7 |
| 483 | Kumi | Ongino S.S | USE | 2 | 5 | 7 |
| 484 | Mbale | Bufumbo Sec.Sch. | USE | 5 | 2 | 7 |
| 485 | Mbale | Busiu Sec.Sch. | USE/UPOLET | 3 | 4 | 7 |
| 486 | Alebtong | St Theresa Girls Ss | USE/UPOLET | 0 | 6 | 6 |
| 487 | Bududa | Bulucheke S.S | USE/UPOLET | 6 | 0 | 6 |
| 488 | Ibanda | Bigyera S.S | USE/UPOLET | 3 | 3 | 6 |
| 489 | Iganga | St Paul S S Nasuti | USE/UPOLET | 1 | 5 | 6 |
| 490 | Isingiro | St John Rustya S.S | USE/UPOLET | 3 | 3 | 6 |
| 491 | Kamwenge | Biguli Ss | USE/UPOLET | 4 | 2 | 6 |
| 492 | Kasese | Lake Katwe Sec Sch | USE | 4 | 2 | 6 |
| 493 | Kasese Mc | Mt Rwenzori Girls S.S | USE/UPOLET | 0 | 6 | 6 |

Ministry of Education and Sports
National USE/UPPET and UPOLET Headcount 2014

| S/N | District | School | Level Status | M | F | T |
|-----|---------------|----------------------------------|--------------|---|---|---|
| 494 | Kiruhura | Kashongi High School | USE/UPOLET | 2 | 4 | 6 |
| 495 | Kyegegwa | Mpara Secondary School | USE/UPOLET | 5 | 1 | 6 |
| 496 | Kyenjojo | Maddox Sec Sch | USE/UPOLET | 1 | 5 | 6 |
| 497 | Lamwo | Padibe Girls Comprehensive Ss | USE/UPOLET | 1 | 5 | 6 |
| 498 | Luweero | St John's Nandere Ss | USE/UPOLET | 5 | 1 | 6 |
| 499 | Manafwa | Lwakhakha S.S.S | USE/UPOLET | 1 | 5 | 6 |
| 500 | Mayuge | Bunya S.S | USE/UPOLET | 2 | 4 | 6 |
| 501 | Mbarara | Rwantsinga High School | USE/UPOLET | 1 | 5 | 6 |
| 502 | Ntoroko | Kanara Seed Ss | USE | 6 | 0 | 6 |
| 503 | Sironko | Buhugu Ss | USE/UPOLET | 2 | 4 | 6 |
| 504 | Tororo | Mahanga Ss | USE/UPOLET | 3 | 3 | 6 |
| 505 | Yumbe | Romogi Seed S.S | USE/UPOLET | 3 | 3 | 6 |
| 506 | Adjumani | St Mary Assumpta S.S.S | USE/UPOLET | 0 | 5 | 5 |
| 507 | Alebtong | Omoro Ss | USE/UPOLET | 2 | 3 | 5 |
| 508 | Amudat | Pokot Ss | USE/UPOLET | 2 | 3 | 5 |
| 509 | Arua | Modern Ss Ocoko | USE/UPOLET | 1 | 4 | 5 |
| 510 | Bududa | Bududa S.S | USE/UPOLET | 4 | 1 | 5 |
| 511 | Buhweju | Bihanga S.S | USE | 1 | 4 | 5 |
| 512 | Busia | Buhehe S.S | USE | 1 | 4 | 5 |
| 513 | Entebbe Mc | Entebbe Comprehensive Ss | USE/UPOLET | 2 | 3 | 5 |
| 514 | Isingiro | Ntungu S.S | USE | 2 | 3 | 5 |
| 515 | Kabale | Nyaruhanga High Sch | USE/UPOLET | 0 | 5 | 5 |
| 516 | Kabale | Kyogo Ss | USE | 2 | 3 | 5 |
| 517 | Kiryandongo | Kibanda S.S.S | USE/UPOLET | 2 | 3 | 5 |
| 518 | Kisoro | Kanaba Ss | USE | 4 | 1 | 5 |
| 519 | Luweero | Buzzibwera Ss | USE/UPOLET | 2 | 3 | 5 |
| 520 | Mitooma | St Noah S.S Mutara | USE/UPOLET | 0 | 5 | 5 |
| 521 | Mpigi | Cardinal Nsubuga S.S.S Kitakyusa | USE/UPOLET | 4 | 1 | 5 |
| 522 | Mukono | Namakwa S.S | USE/UPOLET | 0 | 5 | 5 |
| 523 | Nakapiripirit | Namalu Ss | USE/UPOLET | 4 | 1 | 5 |
| 524 | Ntungamo | Kabezi Ss | USE/UPOLET | 3 | 2 | 5 |
| 525 | Oyam | Amwa Comp S.S | USE | 0 | 5 | 5 |
| 526 | Pader | Achol-Pii Army S.S | USE | 3 | 2 | 5 |
| 527 | Pader | Lagwai S.S | USE | 4 | 1 | 5 |
| 528 | Rukungiri | Kashenyi S.S | USE/UPOLET | 1 | 4 | 5 |
| 529 | Wakiso | Buwambo Seed Secondary School | USE | 0 | 5 | 5 |
| 530 | Wakiso | Kira Ss | USE/UPOLET | 2 | 3 | 5 |
| 531 | Wakiso | Lubugumu Jamia High School | USE/UPOLET | 2 | 3 | 5 |
| 532 | Amuria | Kuju Seed Ss | USE | 0 | 4 | 4 |
| 533 | Arua | Offaka Ss | USE | 1 | 3 | 4 |
| 534 | Arua | Aripea S.S | USE/UPOLET | 1 | 3 | 4 |
| 535 | Arua | Ombatini S.S.S | USE | 1 | 3 | 4 |
| 536 | Bukedea | Kongunga High School | USE/UPOLET | 2 | 2 | 4 |
| 537 | Busia Mc | Busia S.S | USE/UPOLET | 3 | 1 | 4 |
| 538 | Ibanda | Nyamarebe Seed S.S | USE/UPOLET | 2 | 2 | 4 |

Ministry of Education and Sports
National USE/UPPET and UPOLET Headcount 2014

| S/N | District | School | Level Status | M | F | T |
|-----|----------------|-------------------------------|--------------|---|---|---|
| 539 | Kaberaido | Anyara Ss | USE | 1 | 3 | 4 |
| 540 | Kalangala | Bishop Dunstan S.S.S | USE | 1 | 3 | 4 |
| 541 | Kanungu | Nyakabungo G.B Sss | USE/UPOLET | 0 | 4 | 4 |
| 542 | Kiboga | Bukomero Secondary School | USE/UPOLET | 1 | 3 | 4 |
| 543 | Kiruhura | Rwemikoma Seed S S S | USE | 2 | 2 | 4 |
| 544 | Kisoro | Iryaruvumba H.S | USE/UPOLET | 1 | 3 | 4 |
| 545 | Kitgum | Orom Seed Secondary School | USE | 2 | 2 | 4 |
| 546 | Kyenjojo | Bufunjo Seed Ss | USE | 2 | 2 | 4 |
| 547 | Lamwo | Lokung Ss | USE | 1 | 3 | 4 |
| 548 | Lyantonde | St Gonzaga S.S.S | USE/UPOLET | 3 | 1 | 4 |
| 549 | Masindi | Ikoba Girls S.S | USE/UPOLET | 0 | 4 | 4 |
| 550 | Mitooma | Kashenshero Girls S.S S | USE/UPOLET | 0 | 4 | 4 |
| 551 | Mukono | Namuganga S.S.S | USE/UPOLET | 1 | 3 | 4 |
| 552 | Nakaseke | Wakyato Seed Ss | USE | 2 | 2 | 4 |
| 553 | Napak | St Andrews Ss Lotome | USE | 0 | 4 | 4 |
| 554 | Nwoya | Koch Goma Ss | USE/UPOLET | 2 | 2 | 4 |
| 555 | Pallisa | Kakoro Hs | USE/UPOLET | 0 | 4 | 4 |
| 556 | Rukungiri | Bwanga S.S | USE/UPOLET | 0 | 4 | 4 |
| 557 | Rukungiri Mc | Kagunga S.S.S | USE/UPOLET | 0 | 4 | 4 |
| 558 | Sheema | Kalera Seed Ss | USE | 2 | 2 | 4 |
| 559 | Arua | Bondo Army Ss | USE | 1 | 2 | 3 |
| 560 | Bukedea | St Theresa Ss Okunguro | USE/UPOLET | 0 | 3 | 3 |
| 561 | Bundibugyo | Burambagira S.S | USE/UPOLET | 2 | 1 | 3 |
| 562 | Fort Portal Mc | Kamengo S.S | USE/UPOLET | 2 | 1 | 3 |
| 563 | Gulu | Opit Sss | USE/UPOLET | 1 | 2 | 3 |
| 564 | Hoima | St Thomas Moore Ss Hoima | USE/UPOLET | 1 | 2 | 3 |
| 565 | Isingiro | Birere S.S | USE/UPOLET | 0 | 3 | 3 |
| 566 | Kabarole | Ruteete S.S | USE/UPOLET | 0 | 3 | 3 |
| 567 | Kapchorwa | Kaserem S.S | USE/UPOLET | 0 | 3 | 3 |
| 568 | Kayunga | Busaana S.S.S | USE/UPOLET | 0 | 3 | 3 |
| 569 | Kiruhura | Kikatsi Seed Secondary School | USE | 2 | 1 | 3 |
| 570 | Lira | Aromo Voc. Ss | USE | 0 | 3 | 3 |
| 571 | Mubende | Kalwana Ss | USE/UPOLET | 1 | 2 | 3 |
| 572 | Nakapiripirit | Nakapiripirit Sss | USE/UPOLET | 2 | 1 | 3 |
| 573 | Ntungamo | Ruhaama Ss | USE/UPOLET | 1 | 2 | 3 |
| 574 | Ntungamo | Rweikiniro S S | USE | 1 | 2 | 3 |
| 575 | Pader | Acholi Bur Secondary School | USE | 1 | 2 | 3 |
| 576 | Pader | Puranga S.S | USE | 1 | 2 | 3 |
| 577 | Rakai | St Adrian Kasozi S S | USE | 0 | 3 | 3 |
| 578 | Rukungiri | Katurika S.S | USE/UPOLET | 0 | 3 | 3 |
| 579 | Amuru | St Mary's College Lacor | USE/UPOLET | 0 | 2 | 2 |
| 580 | Apac | Chegere S.S | USE | 1 | 1 | 2 |
| 581 | Arua | Rhino Camp Ss | USE | 1 | 1 | 2 |
| 582 | Bundibugyo | Kakuka Hill S.S | USE | 0 | 2 | 2 |
| 583 | Busia | Riverside High School | USE/UPOLET | 0 | 2 | 2 |

Ministry of Education and Sports
National USE/UPPET and UPOLET Headcount 2014

| S/N | District | School | Level Status | M | F | T |
|-----|-------------|-------------------------------|--------------|---|---|---|
| 584 | Butambala | Lukalu S.S | USE/UPOLET | 1 | 1 | 2 |
| 585 | Buyende | Budiope Ss | USE/UPOLET | 1 | 1 | 2 |
| 586 | Hoima | Kabwoya S.S | USE | 1 | 1 | 2 |
| 587 | Kabale | Buranga Ss | USE/UPOLET | 1 | 1 | 2 |
| 588 | Kaberamaido | Lwala Girls Ss | USE | 0 | 2 | 2 |
| 589 | Kaberamaido | Kaberamaido Comp.Ss | USE/UPOLET | 1 | 1 | 2 |
| 590 | Kalangala | Sserwanga Lwanga Mem S.S.S | USE/UPOLET | 0 | 2 | 2 |
| 591 | Kanungu | Bishop Calist Sss Mpungu | USE | 2 | 0 | 2 |
| 592 | Kasese | Mutanywana Sec Sch | USE/UPOLET | 0 | 2 | 2 |
| 593 | Kiruhura | Sanga Sen Sec School | USE | 2 | 0 | 2 |
| 594 | Mbarara | Nombe Ss | USE/UPOLET | 2 | 0 | 2 |
| 595 | Moroto | Nadunget S.S.S | USE | 0 | 2 | 2 |
| 596 | Ngora | Kobwin S.S.S | USE/UPOLET | 1 | 1 | 2 |
| 597 | Ntungamo | Ruhanga Sda Ss | USE/UPOLET | 0 | 2 | 2 |
| 598 | Rukungiri | Bugangari S.S | USE/UPOLET | 1 | 1 | 2 |
| 599 | Rukungiri | St Francis Buhunga H.S | USE/UPOLET | 2 | 0 | 2 |
| 600 | Sheema | Bugongi S.S | USE/UPOLET | 1 | 1 | 2 |
| 601 | Amuria | John Eluru Mem Ss | USE | 0 | 1 | 1 |
| 602 | Buhweju | Butare S.S | USE/UPOLET | 1 | 0 | 1 |
| 603 | Bukwo | Chepkwasta S.S.S | USE | 0 | 1 | 1 |
| 604 | Bushenyi Mc | Ishaka Adventist College | USE/UPOLET | 1 | 0 | 1 |
| 605 | Gulu | Lalogi Sss | USE | 0 | 1 | 1 |
| 606 | Gulu | Koch Ongako Ss | USE | 0 | 1 | 1 |
| 607 | Hoima Mc | St Andrea Kaahwa's College | USE/UPOLET | 1 | 0 | 1 |
| 608 | Kabale | Lake Bunyonyi S S | USE | 1 | 0 | 1 |
| 609 | Kasese | Karambi S.S | USE/UPOLET | 1 | 0 | 1 |
| 610 | Kasese | Kitolhu S.S | USE/UPOLET | 0 | 1 | 1 |
| 611 | Katakwi | Ongongonja S.S | USE | 0 | 1 | 1 |
| 612 | Katakwi | Usuk S.S | USE/UPOLET | 1 | 0 | 1 |
| 613 | Kiruhura | Buremba S S | USE/UPOLET | 0 | 1 | 1 |
| 614 | Kiruhura | Burunga Seed Secondary School | USE | 1 | 0 | 1 |
| 615 | Kitgum | Y.Y Okot Memorial College | USE/UPOLET | 0 | 1 | 1 |
| 616 | Kumi | Kanyum Comprehensive S.S | USE/UPOLET | 0 | 1 | 1 |
| 617 | Kyankwanzi | St Josephs S.S Kyankwanzi | USE | 1 | 0 | 1 |
| 618 | Lamwo | Palabek S.S | USE/UPOLET | 0 | 1 | 1 |
| 619 | Lira | Barr Ss | USE | 0 | 1 | 1 |
| 620 | Luweero | St Kizito Katikamu Kisule Ss | USE/UPOLET | 1 | 0 | 1 |
| 621 | Mbale | Wanale Sec .Sch | USE | 0 | 1 | 1 |
| 622 | Mbarara | Mwizi Sss | USE/UPOLET | 0 | 1 | 1 |
| 623 | Mbarara | Laki High School Bujaga | USE | 0 | 1 | 1 |
| 624 | Mbarara | Nyakayojo Ss | USE/UPOLET | 1 | 0 | 1 |
| 625 | Mbarara Mc | Nyamitanga Ss | USE/UPOLET | 0 | 1 | 1 |
| 626 | Nakaseke | Kapeeka S.S | USE/UPOLET | 1 | 0 | 1 |
| 627 | Nakaseke | Katalekammese Modern Ss | USE | 1 | 0 | 1 |
| 628 | Ntoroko | Rwebisengo S.S | USE/UPOLET | 1 | 0 | 1 |

Ministry of Education and Sports
National USE/UPPET and UPOLET Headcount 2014

| S/N | District | School | Level Status | M | F | T |
|-----|-----------|--------------------------|--------------|---|---|---|
| 629 | Otuke | Orum Ss | USE | 1 | 0 | 1 |
| 630 | Oyam | Iceme Girls S.S | USE | 0 | 1 | 1 |
| 631 | Sembabule | Mateete Comprehensive Ss | USE/UPOLET | 0 | 1 | 1 |
| 632 | Sironko | Bumasifa Seed School | Use/Upolet | 0 | 1 | 1 |
| 633 | Soroti | Gweri S.S | Use/Upolet | 0 | 1 | 1 |

Annex 11 *Secondary schools with high proven absentees*

| S/N | District | School | Ownership | School Enrolment | USE Enrolment | Absentees M | Absentees F | Absentees T |
|-----|----------------|-----------------------------------|------------------|------------------|---------------|-------------|-------------|-------------|
| 1 | Kaliro | Kaliro Vocational Ss | Partnership | 1008 | 1008 | 235 | 205 | 440 |
| 2 | Kayunga | Greenvine College | Partnership | 900 | 740 | 200 | 175 | 375 |
| 3 | Kitgum | Kitgum Progressive College | Partnership | 498 | 704 | 174 | 106 | 280 |
| 4 | Lira | Standard High School | Partnership | 453 | 422 | 159 | 101 | 260 |
| 5 | Kaliro | Kaliro High School | Government Aided | 2803 | 2431 | 165 | 94 | 259 |
| 6 | Mayuge | Delta High School | Partnership | 1413 | 1092 | 143 | 111 | 254 |
| 7 | Manafwa | Lwakhakha S.S.S | Government Aided | 702 | 603 | 119 | 108 | 227 |
| 8 | Manafwa | St Stephen's Comp Ss | Partnership | 696 | 647 | 111 | 111 | 222 |
| 9 | Kampala | Crane Hill S.S Makerere | Partnership | 1246 | 1127 | 104 | 116 | 220 |
| 10 | Kayunga | Kitatya S.S | Government Aided | 621 | 558 | 116 | 95 | 211 |
| 11 | Mbale | Bugisu Prog. Ss | Partnership | 578 | 587 | 120 | 85 | 205 |
| 12 | Namutumba | Kigalama Forward Ss Busembatia | Partnership | 1073 | 797 | 86 | 117 | 203 |
| 13 | Buikwe | Excel High School Mbikko | Partnership | 492 | 492 | 92 | 107 | 199 |
| 14 | Abim | Alerek Progressive Academy | Partnership | 615 | 493 | 126 | 71 | 197 |
| 15 | Mbale | Nakaloke S.S | Government Aided | 1292 | 1122 | 104 | 92 | 196 |
| 16 | Bukedea | Bukedea S.S | Government Aided | 1121 | 982 | 98 | 93 | 191 |
| 17 | Soroti Mc | Soroti Ss | Government Aided | 3878 | 3224 | 126 | 64 | 190 |
| 18 | Kabarole | Rubona S.S | Government Aided | 858 | 1012 | 99 | 86 | 185 |
| 19 | Kabale | Kamwezi High School | Government Aided | 675 | 654 | 101 | 82 | 183 |
| 20 | Kayunga | Uganda Martyrs Ss Kangulumira | Partnership | 1406 | 1103 | 106 | 75 | 181 |
| 21 | Mpigi | St Mark Sss Kamengo | Government Aided | 1174 | 953 | 94 | 84 | 178 |
| 22 | Kaliro | Kanambatiko Ss | Government Aided | 1406 | 1297 | 110 | 66 | 176 |
| 23 | Iganga | Bubinga H S | Government Aided | 715 | 589 | 75 | 93 | 168 |
| 24 | Wakiso | Aggrey Memorial Ss | Government Aided | 1006 | 725 | 61 | 103 | 164 |
| 25 | Soroti Mc | Olila High School | Partnership | 2214 | 1874 | 80 | 78 | 158 |
| 26 | Iganga | Agape International Ss Busembatia | Partnership | 926 | 726 | 101 | 55 | 156 |
| 27 | Lira Mc | Nancy Compr Ss For The Deaf | Partnership | 223 | 223 | 82 | 74 | 156 |
| 28 | Budaka | Iki Iki S.S | Government Aided | 1003 | 984 | 87 | 67 | 154 |
| 29 | Sironko | Highways Ss | Partnership | 759 | 479 | 82 | 69 | 151 |
| 30 | Kitgum | Kitgum Town College | Partnership | 1611 | 1467 | 109 | 39 | 148 |
| 31 | Fort Portal Mc | Mpanga S.S. | Government Aided | 2714 | 2227 | 96 | 49 | 145 |
| 32 | Nwoya | Pope Paul Vi Anaka | Government Aided | 787 | 715 | 90 | 55 | 145 |
| 33 | Bundibugyo | St Mary's Simbya S.S | Government Aided | 617 | 574 | 86 | 58 | 144 |
| 34 | Kamuli | Royal College Kamuli | Partnership | 444 | 311 | 88 | 56 | 144 |
| 35 | Arua Mc | Arua Public Ss | Government Aided | 1737 | 1430 | 99 | 44 | 143 |
| 36 | Mbale Mc | Oxford High School Mbale | Partnership | 2717 | 2120 | 86 | 57 | 143 |
| 37 | Lira | Bulluge Comprehensive H/S | Partnership | 1284 | 1143 | 114 | 28 | 142 |
| 38 | Mayuge | St John Buwaaya S.S.S | Government Aided | 994 | 970 | 79 | 63 | 142 |
| 39 | Kamuli | Kamuli Progressive College | Partnership | 2215 | 1903 | 87 | 53 | 140 |
| 40 | Iganga | Namungalwe Parents' Ss | Partnership | 587 | 516 | 87 | 51 | 138 |

Ministry of Education and Sports
National USE/UPPET and UPOLET Headcount 2014

| | | | | | | | | |
|----|------------|---|------------------|------|------|----|----|-----|
| 41 | Manafwa | Mandela Comprehensive H.S | Partnership | 460 | 408 | 67 | 71 | 138 |
| 42 | Rakai | Kabuwoko S.S.S | Government Aided | 863 | 693 | 67 | 71 | 138 |
| 43 | Agago | Akwang S.S | Government Aided | 642 | 639 | 94 | 43 | 137 |
| 44 | Buikwe | Lweru S.S | Government Aided | 789 | 708 | 81 | 55 | 136 |
| 45 | Kalungu | St Benedict's Sss Mukoko | Partnership | 531 | 475 | 62 | 73 | 135 |
| 46 | Kampala | Kololo Hs | Government Aided | 2497 | 2183 | 79 | 56 | 135 |
| 47 | Iganga | Country Side S.S | Partnership | 878 | 784 | 75 | 59 | 134 |
| 48 | Manafwa | Wabwala S.S | Government Aided | 666 | 470 | 66 | 67 | 133 |
| 49 | Arua Mc | Arua Ss | Government Aided | 810 | 687 | 84 | 47 | 131 |
| 50 | Kampala | Fahia High School | Partnership | 1563 | 939 | 44 | 87 | 131 |
| 51 | Manafwa | Magale S.S | Government Aided | 1129 | 956 | 64 | 67 | 131 |
| 52 | Agago | Patongo S.S | Government Aided | 414 | 414 | 83 | 46 | 129 |
| 53 | Kamwenge | Biguli Ss | Government Aided | 818 | 747 | 69 | 60 | 129 |
| 54 | Masindi Mc | Masindi S.S.S | Government Aided | 1200 | 1066 | 72 | 57 | 129 |
| 55 | Kampala | Pal And Lisa Ss | Partnership | 383 | 253 | 53 | 74 | 127 |
| 56 | Kamuli | Kamuli College | Partnership | 1174 | 745 | 78 | 48 | 126 |
| 57 | Kyenjojo | Katooke Sss | Government Aided | 637 | 551 | 65 | 61 | 126 |
| 58 | Manafwa | Kimaluli High | Government Aided | 749 | 831 | 71 | 55 | 126 |
| 59 | Bukedea | Malera Ss | Partnership | 682 | 555 | 78 | 47 | 125 |
| 60 | Masaka Mc | Masaka Academy | Partnership | 290 | 242 | 53 | 72 | 125 |
| 61 | Kole | Abeli Girls S.S | Partnership | 185 | 185 | 44 | 80 | 124 |
| 62 | Tororo | Atiri Ss | Government Aided | 1070 | 945 | 65 | 59 | 124 |
| 63 | Soroti | Light S.S.S | Partnership | 2574 | 2185 | 81 | 42 | 123 |
| 64 | Luweero | Nambi Community Sec And Vocational School | Partnership | 437 | 375 | 55 | 66 | 121 |
| 65 | Kaliro | Muna-Bulumba Ss | Partnership | 528 | 499 | 70 | 50 | 120 |
| 66 | Lwengo | Nakyenya S.S.S | Government Aided | 592 | 486 | 64 | 56 | 120 |
| 67 | Moyo | Bishop Asilli | Partnership | 972 | 839 | 65 | 54 | 119 |
| 68 | Sironko | Bugambi Ss | Government Aided | 367 | 303 | 53 | 66 | 119 |
| 69 | Moroto Mc | Moroto High School | Government Aided | 1008 | 744 | 78 | 40 | 118 |
| 70 | Buikwe | Hill College School Bugolo | Partnership | 304 | 298 | 67 | 50 | 117 |
| 71 | Kampala | Our Lady Of Fatima Ss Nakulabye | Partnership | 335 | 318 | 41 | 76 | 117 |
| 72 | Luuka | St Stephen Kituuto Sss | Partnership | 639 | 530 | 72 | 45 | 117 |
| 73 | Buyende | Lunar International College | Partnership | 961 | 761 | 46 | 69 | 115 |
| 74 | Mbale | Nakaloke Isamic Ss | Partnership | 1135 | 978 | 70 | 45 | 115 |
| 75 | Buikwe | Lugazi Progressive | Partnership | 1132 | 1010 | 59 | 55 | 114 |
| 76 | Wakiso | St Pius Sss Kiziba | Partnership | 966 | 768 | 50 | 64 | 114 |
| 77 | Kyenjojo | Dreamland Bugaaki High School | Partnership | 583 | 520 | 59 | 54 | 113 |
| 78 | Jinja | St Monica Sec Sch Jinja | Partnership | 537 | 466 | 50 | 62 | 112 |
| 79 | Kyenjojo | Kyenjojo Ss | Government Aided | 886 | 774 | 58 | 54 | 112 |
| 80 | Luweero | Agape Christian High School | Partnership | 409 | 247 | 71 | 41 | 112 |
| 81 | Kabarole | Kibiito S.S | Government Aided | 2064 | 1775 | 59 | 52 | 111 |
| 82 | Luweero | New Life Ss | Partnership | 564 | 493 | 49 | 62 | 111 |
| 83 | Yumbe | Lomunga S.S | Partnership | 359 | 343 | 83 | 28 | 111 |
| 84 | Ntoroko | Karugutu S.S | Government Aided | 671 | 573 | 77 | 32 | 109 |
| 85 | Iganga | Comprehensive Ss Bubogo | Partnership | 547 | 494 | 42 | 66 | 108 |
| 86 | Masaka Mc | Nelson Mandela Ss | Partnership | 641 | 637 | 43 | 64 | 107 |

Ministry of Education and Sports
National USE/UPPET and UPOLET Headcount 2014

| | | | | | | | | |
|-----|---------------|---|------------------|------|------|----|----|-----|
| 87 | Buyende | Irundu Central Academy | Partnership | 458 | 410 | 62 | 44 | 106 |
| 88 | Bududa | Bududa S.S | Government Aided | 1441 | 1237 | 53 | 51 | 104 |
| 89 | Bugiri | Butema Baptist | Partnership | 428 | 425 | 68 | 36 | 104 |
| 90 | Bukwo | St Joseph's S.S | Government Aided | 706 | 626 | 57 | 47 | 104 |
| 91 | Rubirizi | St Michael H.S Rugazi | Government Aided | 680 | 614 | 53 | 51 | 104 |
| 92 | Iganga | Bugweri College | Partnership | 527 | 454 | 61 | 42 | 103 |
| 93 | Lira | Lira Ss | Government Aided | 525 | 423 | 47 | 56 | 103 |
| 94 | Budaka | Kaderuna S.S | Government Aided | 680 | 601 | 61 | 41 | 102 |
| 95 | Butambala | Kibibi Muslim Sec.Sch. | Partnership | 1394 | 1142 | 56 | 46 | 102 |
| 96 | Wakiso | Kampala City School | Partnership | 475 | 475 | 46 | 56 | 102 |
| 97 | Bukedea | St Theresa Ss Okunguro | Government Aided | 805 | 762 | 49 | 52 | 101 |
| 98 | Masindi Mc | Kings College Masindi | Partnership | 569 | 490 | 55 | 46 | 101 |
| 99 | Abim | Abim S.S | Government Aided | 1124 | 746 | 60 | 40 | 100 |
| 100 | Bundibugyo | Good Hope S.S | Partnership | 354 | 302 | 60 | 40 | 100 |
| 101 | Buyende | Kidera Ss | Government Aided | 730 | 604 | 60 | 40 | 100 |
| 102 | Bukedea | Triangle High School Bukedea | Partnership | 438 | 438 | 53 | 46 | 99 |
| 103 | Kabale | Kyogo Ss | Government Aided | 251 | 246 | 37 | 62 | 99 |
| 104 | Masaka | Kirimya High School | Partnership | 473 | 289 | 30 | 69 | 99 |
| 105 | Kween | Chemanga Seed Sch. | Government Aided | 1110 | 1064 | 38 | 59 | 97 |
| 106 | Soroti | Alliance H/S | Partnership | 604 | 525 | 74 | 23 | 97 |
| 107 | Lira | Light Voc Ss | Partnership | 891 | 884 | 57 | 39 | 96 |
| 108 | Buikwe | Equator College | Partnership | 809 | 652 | 51 | 44 | 95 |
| 109 | Bukwo | Peace High School Kapkoros | Partnership | 148 | 135 | 65 | 30 | 95 |
| 110 | Manafwa | Bumbo S.S | Government Aided | 1402 | 1235 | 51 | 43 | 94 |
| 111 | Wakiso | Henry Kasule Mem Coll | Partnership | 725 | 647 | 58 | 36 | 94 |
| 112 | Butambala | Ntanda College School - Butambala | Partnership | 379 | 325 | 44 | 49 | 93 |
| 113 | Hoima Mc | Kings High School | Partnership | 1040 | 1000 | 45 | 48 | 93 |
| 114 | Mukono | Spring College Kawongo | Partnership | 803 | 676 | 43 | 50 | 93 |
| 115 | Namutumba | Bugobi H.S | Government Aided | 566 | 564 | 44 | 49 | 93 |
| 116 | Amuru | Keyo Ss | Government Aided | 632 | 561 | 66 | 26 | 92 |
| 117 | Lira Mc | Saviors Ss | Partnership | 1266 | 1029 | 61 | 31 | 92 |
| 118 | Mayuge | Mayuge Central Ss | Partnership | 365 | 352 | 37 | 55 | 92 |
| 119 | Nakapiripirit | Nakapiripirit Sss | Government Aided | 242 | 227 | 49 | 43 | 92 |
| 120 | Pader | Pajule S.S | Government Aided | 527 | 456 | 55 | 37 | 92 |
| 121 | Sembabule | St Paul Citizen High School- Kalukungu | Partnership | 681 | 540 | 49 | 43 | 92 |
| 122 | Luuka | Ndege College Butimbwa | Partnership | 771 | 610 | 45 | 46 | 91 |
| 123 | Otuke | Adwari Ss | Government Aided | 1014 | 847 | 49 | 41 | 90 |
| 124 | Abim | Morulem Girls' S.S | Government Aided | 587 | 567 | 0 | 89 | 89 |
| 125 | Kamuli | St Paul S.S Mbulamuti | Government Aided | 870 | 858 | 45 | 44 | 89 |
| 126 | Kitgum | Kitgum Girls' School | Partnership | 270 | 216 | 40 | 49 | 89 |
| 127 | Kitgum | Kitgum Alliance College | Partnership | 865 | 794 | 34 | 55 | 89 |
| 128 | Bugiri | Bukooli College | Government Aided | 2043 | 1672 | 53 | 35 | 88 |
| 129 | Busia Mc | Busia S.S | Government Aided | 1958 | 1518 | 63 | 25 | 88 |
| 130 | Mbale Mc | Maluku Secondary School | Partnership | 1589 | 1164 | 49 | 39 | 88 |
| 131 | Bugiri | Namasere Hs | Government Aided | 790 | 701 | 48 | 39 | 87 |
| 132 | Wakiso | Comprehensive College Kitetika | Partnership | 0 | 641 | 47 | 40 | 87 |

Ministry of Education and Sports
National USE/UPPET and UPOLET Headcount 2014

| | | | | | | | | |
|-----|-------------|-------------------------------|------------------|------|------|----|----|----|
| 133 | Bugiri | Nalubaale S.S Nankoma | Government Aided | 327 | 256 | 59 | 27 | 86 |
| 134 | Iganga | Itanda S.S | Government Aided | 589 | 482 | 49 | 37 | 86 |
| 135 | Amuria | Amuria High School | Partnership | 1442 | 1201 | 64 | 21 | 85 |
| 136 | Bugiri | St Stephen Bugiri S.S | Government Aided | 767 | 681 | 63 | 22 | 85 |
| 137 | Kibaale | Kagadi Academy | Partnership | 671 | 643 | 55 | 30 | 85 |
| 138 | Luweero | Kasana Town Academy | Partnership | 478 | 420 | 12 | 73 | 85 |
| 139 | Mpigi | St Francis Ss Kankobe | Partnership | 217 | 194 | 36 | 49 | 85 |
| 140 | Yumbe | Limidia High S.S | Partnership | 426 | 374 | 80 | 5 | 85 |
| 141 | Jinja Mc | Gloryland Christian College | Partnership | 1080 | 1004 | 41 | 43 | 84 |
| 142 | Kabarole | Nyakigumba Parents School | Partnership | 1358 | 1189 | 45 | 39 | 84 |
| 143 | Kamuli | Buzaaya Ss | Government Aided | 1265 | 915 | 43 | 41 | 84 |
| 144 | Manafwa | Bukokho S.S | Government Aided | 477 | 428 | 62 | 22 | 84 |
| 145 | Manafwa | Manafa High School | Partnership | 933 | 843 | 41 | 43 | 84 |
| 146 | Buikwe | St Mark Naminya S.S | Partnership | 293 | 292 | 41 | 42 | 83 |
| 147 | Busia | Masaba College Busia | Government Aided | 1033 | 875 | 56 | 27 | 83 |
| 148 | Iganga | Pragmatic S.S Nabitende | Partnership | 1039 | 933 | 46 | 37 | 83 |
| 149 | Iganga | United College Nabitende | Partnership | 404 | 393 | 48 | 35 | 83 |
| 150 | Lira Mc | Lira Town College | Government Aided | 1726 | 1232 | 63 | 20 | 83 |
| 151 | Mityana | Mityana Trinity College | Partnership | 499 | 562 | 44 | 39 | 83 |
| 152 | Bugiri | Boston College | Partnership | 945 | 981 | 37 | 45 | 82 |
| 153 | Butambala | Kayenje S.S | Partnership | 722 | 572 | 33 | 49 | 82 |
| 154 | Kaberamaido | Midland High Sch | Partnership | 816 | 666 | 70 | 12 | 82 |
| 155 | Kampala | St Margret College Makerere | Partnership | 602 | 467 | 40 | 42 | 82 |
| 156 | Mayuge | Waitambogwe S.S | Government Aided | 776 | 685 | 52 | 30 | 82 |
| 157 | Ngora | Ngora Peas High School | Partnership | 658 | 484 | 37 | 45 | 82 |
| 158 | Rakai | Holy Family Nazareth S.S | Government Aided | 390 | 339 | 51 | 31 | 82 |
| 159 | Zombo | Paidha S.S S | Partnership | 926 | 836 | 45 | 37 | 82 |
| 160 | Kaberamaido | Kaberamaido Ss | Government Aided | 531 | 293 | 58 | 23 | 81 |
| 161 | Kitgum | Y.Y Okot Memorial College | Government Aided | 751 | 522 | 0 | 81 | 81 |
| 162 | Kitgum | Crane Integrated Ss | Partnership | 222 | 98 | 45 | 36 | 81 |
| 163 | Luweero | Bulemeezi Ss Vvumba | Partnership | 327 | 327 | 38 | 43 | 81 |
| 164 | Manafwa | Magale Royal Integrated S.S | Partnership | 1004 | 786 | 38 | 43 | 81 |
| 165 | Masaka | Kirimya Voc.S.S Mugendawala | Partnership | 563 | 457 | 55 | 26 | 81 |
| 166 | Iganga Mc | Iganga Dynamic S.S | Partnership | 1163 | 1161 | 38 | 42 | 80 |
| 167 | Nebbi | Pakwach Ss | Government Aided | 777 | 657 | 54 | 26 | 80 |
| 168 | Rakai | St Sebastian Sss Bethlehem | Partnership | 594 | 616 | 39 | 41 | 80 |
| 169 | Bugiri | Town View Ss Bugiri | Partnership | 627 | 559 | 35 | 44 | 79 |
| 170 | Kaberamaido | Abalang Ss | Partnership | 313 | 288 | 52 | 27 | 79 |
| 171 | Kamuli | Community Ss Bupadhengo | Partnership | 1061 | 984 | 39 | 40 | 79 |
| 172 | Manafwa | St Mary's College Mayenze | Partnership | 930 | 867 | 34 | 45 | 79 |
| 173 | Mukono | St Charles Lwanga Ss Bukerere | Government Aided | 623 | 527 | 47 | 32 | 79 |
| 174 | Pallisa | Kibale Ss | Government Aided | 587 | 557 | 58 | 21 | 79 |
| 175 | Pallisa | Pallisa Ss | Government Aided | 1526 | 1237 | 49 | 30 | 79 |
| 176 | Butaleja | Butaleja Ss | Government Aided | 873 | 806 | 59 | 19 | 78 |
| 177 | Kibuku | Nabiswa Ss | Government Aided | 1070 | 906 | 56 | 22 | 78 |
| 178 | Soroti | St Stephen S.S Soroti | Partnership | 521 | 412 | 43 | 35 | 78 |
| 179 | Amuru | Pabbo Ss | Government Aided | 769 | 687 | 63 | 14 | 77 |

Ministry of Education and Sports
National USE/UPPET and UPOLET Headcount 2014

| | | | | | | | | |
|-----|--------------|--------------------------------|------------------|------|------|----|----|----|
| 180 | Iganga | Kigulu College | Government Aided | 1596 | 1392 | 41 | 36 | 77 |
| 181 | Rakai | St Raphael's Kabira S S S | Government Aided | 683 | 635 | 51 | 26 | 77 |
| 182 | Kiryandongo | Kibanda S.S.S | Government Aided | 679 | 590 | 61 | 15 | 76 |
| 183 | Kyenjojo | Kyarusenzi Ss | Government Aided | 744 | 665 | 61 | 15 | 76 |
| 184 | Luuka | Busalamu S S | Government Aided | 1442 | 1301 | 39 | 37 | 76 |
| 185 | Nakaseke | Kapeeka S.S | Government Aided | 649 | 628 | 37 | 39 | 76 |
| 186 | Wakiso | Matugga Girls Sss | Partnership | 648 | 540 | 31 | 45 | 76 |
| 187 | Yumbe | Kuru S.S | Government Aided | 782 | 643 | 45 | 31 | 76 |
| 188 | Busia | Ebenezer Prog.Ss | Partnership | 592 | 518 | 61 | 14 | 75 |
| 189 | Buyende | Irundu Modern Ss | Partnership | 861 | 720 | 41 | 34 | 75 |
| 190 | Kiboga | Lwamata Seed Ss | Government Aided | 238 | 282 | 39 | 36 | 75 |
| 191 | Mukono | Mubanda Ss | Partnership | 1094 | 1049 | 40 | 35 | 75 |
| 192 | Pallisa | Eastern Vision College | Partnership | 1066 | 852 | 33 | 42 | 75 |
| 193 | Jinja | Nsuube Sda Ss | Partnership | 368 | 356 | 42 | 32 | 74 |
| 194 | Katakwi | Toroma H.S | Partnership | 270 | 262 | 41 | 33 | 74 |
| 195 | Kitgum | Orom Seed Secondary School | Government Aided | 224 | 219 | 58 | 16 | 74 |
| 196 | Masaka Mc | St Bruno Serunkuma S.S | Partnership | 315 | 274 | 33 | 41 | 74 |
| 197 | Mbale | Busiu Sec.Sch. | Government Aided | 817 | 739 | 36 | 38 | 74 |
| 198 | Sironko | St Paul Ss Nampanga | Partnership | 451 | 403 | 36 | 38 | 74 |
| 199 | Wakiso | Standard Ss Bweyogerere | Partnership | 1086 | 842 | 33 | 41 | 74 |
| 200 | Bukomansimbi | St Peter College School Kisojo | Partnership | 285 | 262 | 30 | 43 | 73 |
| 201 | Kitgum | Kitgum Vision College | Partnership | 1048 | 965 | 44 | 29 | 73 |
| 202 | Kitgum | Lagoro Seed Secondary School | Government Aided | 261 | 227 | 61 | 12 | 73 |
| 203 | Mayuge | Malongo S.S | Government Aided | 511 | 491 | 42 | 31 | 73 |
| 204 | Mbale Mc | Nkoma Ss. | Government Aided | 2878 | 2377 | 50 | 23 | 73 |
| 205 | Tororo | Rubongi Ss | Government Aided | 575 | 551 | 54 | 19 | 73 |
| 206 | Kaliro | Bulamogi College Gadumire | Government Aided | 978 | 922 | 41 | 31 | 72 |
| 207 | Lira | Djira Comprehensive Ss Akia | Partnership | 451 | 455 | 58 | 14 | 72 |
| 208 | Luuka | Nakabugu Ss | Partnership | 603 | 660 | 44 | 28 | 72 |
| 209 | Mbale | Mbale School For The Deaf | Government Aided | 202 | 162 | 50 | 22 | 72 |
| 210 | Moyo | Moyo Town Ss | Partnership | 681 | 536 | 52 | 20 | 72 |
| 211 | Oyam | Ngai S.S | Government Aided | 346 | 280 | 48 | 24 | 72 |
| 212 | Bududa | Shitumi S.S | Government Aided | 410 | 383 | 35 | 36 | 71 |
| 213 | Namutumba | Kisiki College Namutumba | Government Aided | 1474 | 1149 | 48 | 23 | 71 |
| 214 | Bulambuli | Muyembe H/S | Partnership | 690 | 633 | 42 | 28 | 70 |
| 215 | Butambala | Lukalu S.S | Government Aided | 743 | 671 | 35 | 35 | 70 |
| 216 | Kibaale | Nalweyo Ss | Government Aided | 494 | 434 | 43 | 27 | 70 |
| 217 | Kibuku | Alliance Ss | Partnership | 792 | 708 | 37 | 33 | 70 |
| 218 | Masaka Mc | Kijabwemi S.S | Government Aided | 1182 | 999 | 29 | 41 | 70 |
| 219 | Mayuge | Kigandalo S.S.S | Government Aided | 841 | 780 | 39 | 31 | 70 |
| 220 | Pallisa | Agule High School | Government Aided | 520 | 524 | 59 | 11 | 70 |
| 221 | Amuria | John Eluru Mem Ss | Government Aided | 209 | 208 | 42 | 27 | 69 |
| 222 | Bukedea | Bukedea Lifeline Ss | Partnership | 1218 | 1069 | 36 | 33 | 69 |
| 223 | Iganga Mc | King Of Kings Ss | Partnership | 1569 | 1302 | 35 | 34 | 69 |
| 224 | Kamuli | Bright College Nawanende | Partnership | 849 | 794 | 26 | 43 | 69 |
| 225 | Kasese | Munkunyu S.S | Government Aided | 933 | 840 | 49 | 20 | 69 |
| 226 | Kibuku | Citizens Inter College | Partnership | 729 | 562 | 29 | 40 | 69 |

Ministry of Education and Sports
National USE/UPPET and UPOLET Headcount 2014

| | | | | | | | | |
|-----|-----------|-----------------------------------|------------------|------|------|----|----|----|
| 227 | Kotido | Kotido Ss | Government Aided | 2239 | 1899 | 36 | 33 | 69 |
| 228 | Kumi | Kanyum Comprehensive S.S | Government Aided | 643 | 479 | 33 | 36 | 69 |
| 229 | Lwengo | Kinoni Integrated Ss | Partnership | 750 | 564 | 39 | 30 | 69 |
| 230 | Mubende | Kassanda Ss | Government Aided | 482 | 335 | 38 | 31 | 69 |
| 231 | Buikwe | Mabira Standard Academy | Partnership | 394 | 308 | 48 | 20 | 68 |
| 232 | Butaleja | Busolwe Ss | Government Aided | 937 | 822 | 40 | 28 | 68 |
| 233 | Iganga | Menya -Zirabamuzaale Ss | Partnership | 576 | 481 | 33 | 35 | 68 |
| 234 | Lira Mc | New Generation Ss | Partnership | 337 | 312 | 33 | 35 | 68 |
| 235 | Mityana | Busujju Ss | Partnership | 329 | 229 | 33 | 35 | 68 |
| 236 | Namutumba | Nangonde Ark Peas High School | Partnership | 340 | 265 | 39 | 29 | 68 |
| 237 | Ntungamo | Ihunga-Magyera Basin Ss | Partnership | 980 | 841 | 38 | 30 | 68 |
| 238 | Pallisa | St Paul H.S Petete | Partnership | 931 | 866 | 42 | 26 | 68 |
| 239 | Amolatar | Agwingiri Girl's Secondary School | Government Aided | 340 | 286 | 0 | 67 | 67 |
| 240 | Iganga Mc | Triangle Secondary School | Partnership | 763 | 738 | 24 | 43 | 67 |
| 241 | Kitgum | Kitgum Intergrated College | Partnership | 528 | 528 | 35 | 32 | 67 |
| 242 | Kween | Kapkwata S.S | Partnership | 453 | 453 | 37 | 30 | 67 |
| 243 | Lwengo | St Clement S.S Nkoni | Government Aided | 779 | 653 | 49 | 18 | 67 |
| 244 | Serere | Ojetenyanga Seed S.S | Government Aided | 697 | 697 | 43 | 24 | 67 |
| 245 | Jinja | Kiira View Ss | Partnership | 420 | 366 | 37 | 29 | 66 |
| 246 | Kampala | Kololo Ss | Government Aided | 2664 | 2651 | 35 | 31 | 66 |
| 247 | Kasese | Kyarumba Islamic Centre | Partnership | 469 | 423 | 36 | 30 | 66 |
| 248 | Mbale Mc | Townside High School Mbale | Partnership | 1095 | 1014 | 32 | 34 | 66 |
| 249 | Gulu Mc | Gulu Army Ss | Government Aided | 1275 | 1121 | 50 | 15 | 65 |
| 250 | Kabale Mc | Ndorwa S.S.S | Government Aided | 623 | 567 | 35 | 30 | 65 |
| 251 | Kayunga | Kayunga Light College School | Partnership | 459 | 404 | 35 | 30 | 65 |
| 252 | Kibaale | Mpeefu Seed Ss | Government Aided | 908 | 778 | 59 | 6 | 65 |
| 253 | Mukono | Makerere Advanced School | Partnership | 378 | 379 | 33 | 32 | 65 |
| 254 | Jinja | Lubani S.S | Government Aided | 1152 | 1043 | 43 | 21 | 64 |
| 255 | Kamuli | Matuumu Ss | Government Aided | 1125 | 1074 | 37 | 27 | 64 |
| 256 | Kibaale | Kings Way Ss | Partnership | 534 | 435 | 34 | 30 | 64 |
| 257 | Luweero | Berbra Hill Sss | Partnership | 479 | 418 | 25 | 39 | 64 |
| 258 | Masindi | Kiyuya Seed S.S | Government Aided | 615 | 553 | 44 | 20 | 64 |
| 259 | Mayuge | Little Rock High School (Mashaga) | Partnership | 731 | 729 | 38 | 26 | 64 |
| 260 | Nebbi | Paraketo Ss | Partnership | 359 | 348 | 46 | 18 | 64 |
| 261 | Buikwe | The Crane College Nangunga | Partnership | 537 | 452 | 31 | 32 | 63 |
| 262 | Iganga | Nawandala S.S | Partnership | 664 | 523 | 35 | 28 | 63 |
| 263 | Kalungu | Lutengo S.S.S | Government Aided | 667 | 555 | 27 | 36 | 63 |
| 264 | Tororo | Rubongi Army Ss | Government Aided | 1511 | 1305 | 46 | 17 | 63 |
| 265 | Kapchorwa | St Mary's Ss Kaptanya | Partnership | 367 | 290 | 29 | 33 | 62 |
| 266 | Kasese | Maliba Sec Sch | Partnership | 653 | 551 | 38 | 24 | 62 |
| 267 | Kyenjojo | Katooke Modern Ss | Partnership | 538 | 516 | 45 | 17 | 62 |
| 268 | Mbale | Busano Sec .Sch | Government Aided | 511 | 418 | 18 | 44 | 62 |
| 269 | Bududa | Bulucheke S.S | Government Aided | 1197 | 1105 | 29 | 32 | 61 |
| 270 | Gulu Mc | Alliance Hs | Partnership | 497 | 437 | 43 | 18 | 61 |
| 271 | Hoima | Kyangwali S.S | Partnership | 815 | 711 | 37 | 24 | 61 |
| 272 | Kabarole | Kahinju | Government Aided | 1361 | 1290 | 33 | 28 | 61 |
| 273 | Kamuli | Balawoli Ss | Government Aided | 1004 | 938 | 40 | 21 | 61 |

Ministry of Education and Sports
National USE/UPPET and UPOLET Headcount 2014

| | | | | | | | | |
|-----|----------------|--------------------------------------|------------------|------|------|----|----|----|
| 274 | Kayunga | Kangulumira Public S.S | Government Aided | 665 | 612 | 27 | 34 | 61 |
| 275 | Lwengo | St Anthony Ss Kyazanga | Partnership | 447 | 406 | 27 | 34 | 61 |
| 276 | Lwengo | Sseke S.S | Government Aided | 933 | 859 | 36 | 25 | 61 |
| 277 | Mbarara | St Paul Biharwe High School | Partnership | 526 | 440 | 38 | 23 | 61 |
| 278 | Mityana | Township S.S.S Mityana | Partnership | 614 | 517 | 30 | 31 | 61 |
| 279 | Pallisa | Petete College | Partnership | 1087 | 995 | 34 | 27 | 61 |
| 280 | Pallisa | Kamuge Hs | Government Aided | 519 | 472 | 44 | 17 | 61 |
| 281 | Pallisa | Palisa H/S | Partnership | 1241 | 1086 | 32 | 29 | 61 |
| 282 | Abim | Lotuke Seed S.S | Government Aided | 755 | 717 | 29 | 31 | 60 |
| 283 | Fort Portal Mc | Kitumba S.S.S | Government Aided | 385 | 337 | 35 | 25 | 60 |
| 284 | Iganga | Nakavule College School | Partnership | 849 | 820 | 28 | 32 | 60 |
| 285 | Jinja | Busedde College Bugaya | Government Aided | 568 | 532 | 34 | 26 | 60 |
| 286 | Kayunga | Ndeeba S.S.S | Government Aided | 642 | 544 | 45 | 15 | 60 |
| 287 | Rakai | Samson Kalibala Kamy Memorial S S | Partnership | 223 | 124 | 39 | 21 | 60 |
| 288 | Rakai | Gayaza S S & Vocational School | Partnership | 253 | 233 | 21 | 39 | 60 |
| 289 | Mbarara Mc | Mbarara Ss | Government Aided | 793 | 745 | 29 | 30 | 59 |
| 290 | Rakai | St Aloysious S S | Partnership | 799 | 857 | 30 | 29 | 59 |
| 291 | Tororo | Tororo Central Academy | Partnership | 451 | 431 | 37 | 22 | 59 |
| 292 | Iganga | St Paul S S Nasuti | Government Aided | 746 | 702 | 42 | 16 | 58 |
| 293 | Kampala | Kitebi S.S | Government Aided | 2353 | 1906 | 32 | 26 | 58 |
| 294 | Masindi | Bwijanga S.S | Government Aided | 598 | 560 | 42 | 16 | 58 |
| 295 | Mayuge | Bunya S.S | Government Aided | 1849 | 1583 | 37 | 21 | 58 |
| 296 | Rakai | St James Ss Kyotera | Partnership | 751 | 607 | 24 | 34 | 58 |
| 297 | Wakiso | Top Times High School Kyengera | Partnership | 372 | 300 | 22 | 36 | 58 |
| 298 | Yumbe | Odravu S.S | Government Aided | 406 | 383 | 38 | 20 | 58 |
| 299 | Apac | Akokoro S.S | Government Aided | 238 | 235 | 34 | 23 | 57 |
| 300 | Butambala | Kibibi Parents' Ss | Partnership | 607 | 457 | 23 | 34 | 57 |
| 301 | Gulu Mc | Gulu Hs | Government Aided | 923 | 848 | 31 | 26 | 57 |
| 302 | Kalungu | Star Major High School | Partnership | 241 | 170 | 27 | 30 | 57 |
| 303 | Manafwa | Namisindwa S.S | Government Aided | 241 | 112 | 31 | 26 | 57 |
| 304 | Mukono | Nakifuma High School | Partnership | 975 | 792 | 25 | 32 | 57 |
| 305 | Mukono Mc | Fairland High School | Partnership | 488 | 466 | 19 | 38 | 57 |
| 306 | Nakasongola | Nakasongola S.S. | Government Aided | 1007 | 945 | 35 | 22 | 57 |
| 307 | Tororo | Kiyeyi High Sch | Government Aided | 359 | 351 | 43 | 14 | 57 |
| 308 | Busia Mc | Bananda High School | Partnership | 481 | 437 | 28 | 28 | 56 |
| 309 | Buyende | Budiope Ss | Government Aided | 554 | 533 | 43 | 13 | 56 |
| 310 | Iganga | St Lawrence S S Idudi | Partnership | 658 | 459 | 25 | 31 | 56 |
| 311 | Kapchorwa | Kapchorwa S.S | Government Aided | 1365 | 1274 | 39 | 17 | 56 |
| 312 | Kibaale | Buyanja Ss | Government Aided | 489 | 431 | 26 | 30 | 56 |
| 313 | Kween | Toswo Prog Ss | Partnership | 526 | 385 | 28 | 28 | 56 |
| 314 | Lwengo | Ndagwe S.S | Government Aided | 554 | 433 | 32 | 24 | 56 |
| 315 | Ntungamo | Westend Modern Sss | Partnership | 1024 | 1014 | 30 | 26 | 56 |
| 316 | Bukwo | Kabei S.S | Government Aided | 557 | 539 | 25 | 30 | 55 |
| 317 | Kamwenge | Micindo Mistelbach Millennium School | Partnership | 251 | 251 | 31 | 24 | 55 |
| 318 | Kasese | Alliance High School | Partnership | 606 | 438 | 30 | 25 | 55 |
| 319 | Kayunga | Galiraya Seed S.S | Government Aided | 303 | 265 | 29 | 26 | 55 |

Ministry of Education and Sports
National USE/UPPET and UPOLET Headcount 2014

| | | | | | | | | |
|-----|--------------|-------------------------------------|------------------|------|------|----|----|----|
| 320 | Kween | Chemwania S.S | Government Aided | 1282 | 1071 | 45 | 10 | 55 |
| 321 | Kyegegwa | Kakabara Sss | Government Aided | 564 | 496 | 24 | 31 | 55 |
| 322 | Luweero | Kalasa College | Government Aided | 240 | 205 | 31 | 24 | 55 |
| 323 | Manafwa | Trinity College Maala | Partnership | 479 | 462 | 33 | 22 | 55 |
| 324 | Mayuge | Bufulubi Ss | Partnership | 610 | 550 | 29 | 26 | 55 |
| 325 | Mbale | Mulatsi Sec.Sch | Government Aided | 215 | 206 | 30 | 25 | 55 |
| 326 | Mbale | Nyondo Ss | Government Aided | 1782 | 1398 | 19 | 36 | 55 |
| 327 | Mukono | Central View High School | Partnership | 384 | 342 | 29 | 26 | 55 |
| 328 | Mukono | St Charles College School, Nsagi | Partnership | 233 | 202 | 26 | 29 | 55 |
| 329 | Nakasongola | Lwabiyata Sec.Sch. | Government Aided | 662 | 662 | 29 | 26 | 55 |
| 330 | Arua | Alliance Global College School | Partnership | 671 | 140 | 38 | 16 | 54 |
| 331 | Busia | Masinya S.S | Government Aided | 532 | 512 | 24 | 30 | 54 |
| 332 | Busia Mc | St John's S.S Busia | Partnership | 1084 | 818 | 45 | 9 | 54 |
| 333 | Dokolo | Bata Modern Ss | Partnership | 416 | 393 | 45 | 9 | 54 |
| 334 | Kasese | King Jesus College | Partnership | 732 | 549 | 29 | 25 | 54 |
| 335 | Lwengo | St Joseph Mary Ss Mbirizi | Partnership | 678 | 606 | 27 | 27 | 54 |
| 336 | Nakaseke | Nakaseke Ss | Partnership | 396 | 339 | 31 | 23 | 54 |
| 337 | Tororo | Katerema Ss | Government Aided | 1142 | 1052 | 23 | 31 | 54 |
| 338 | Wakiso | Sam Iga Memorial College | Partnership | 1418 | 1103 | 23 | 31 | 54 |
| 339 | Butaleja | Equatorial College | Partnership | 818 | 753 | 34 | 19 | 53 |
| 340 | Ibanda | Nyamarebe Seed S.S | Government Aided | 486 | 461 | 38 | 15 | 53 |
| 341 | Jinja | St Stephen S.S Budondo | Government Aided | 798 | 758 | 13 | 40 | 53 |
| 342 | Kamuli | Jenima High Sch | Partnership | 518 | 452 | 17 | 36 | 53 |
| 343 | Kitgum | Kitgum Comprehensive College | Partnership | 2265 | 1868 | 29 | 24 | 53 |
| 344 | Masaka | Ggulama Ss Nakateete | Partnership | 261 | 255 | 22 | 31 | 53 |
| 345 | Mityana | St Peters S.S Busubizi | Partnership | 364 | 192 | 22 | 31 | 53 |
| 346 | Nakaseke | Kasangombe S.S | Government Aided | 355 | 290 | 36 | 17 | 53 |
| 347 | Yumbe | Aringa S.S | Government Aided | 862 | 764 | 36 | 17 | 53 |
| 348 | Bukomansimbi | St Peter's S.S Kigumba | Government Aided | 396 | 341 | 21 | 31 | 52 |
| 349 | Butaleja | Hasahya Ss | Government Aided | 549 | 432 | 35 | 17 | 52 |
| 350 | Entebbe Mc | Airforce Ss | Government Aided | 1621 | 1478 | 31 | 21 | 52 |
| 351 | Gulu | Trinity College Gulu | Partnership | 725 | 671 | 31 | 21 | 52 |
| 352 | Hoima Mc | Strive Secondary School | Partnership | 862 | 797 | 32 | 20 | 52 |
| 353 | Iganga | Savanah Highland College | Partnership | 537 | 498 | 18 | 34 | 52 |
| 354 | Kapchorwa | Kawowo S.S | Partnership | 425 | 424 | 28 | 24 | 52 |
| 355 | Luweero | Atlanta High School | Partnership | 993 | 993 | 29 | 23 | 52 |
| 356 | Mpigi | Bulamu Sec.Sch. | Government Aided | 581 | 458 | 26 | 26 | 52 |
| 357 | Nebbi | Erussi Ss | Government Aided | 762 | 700 | 43 | 9 | 52 |
| 358 | Nwoya | Koch Goma Ss | Government Aided | 399 | 374 | 50 | 2 | 52 |
| 359 | Rukungiri | Bishop Ruhindi Kebisoni High School | Government Aided | 560 | 490 | 22 | 30 | 52 |
| 360 | Serere | Kateta Hill View S.S | Government Aided | 473 | 466 | 31 | 21 | 52 |
| 361 | Yumbe | Yumbe Town View College | Partnership | 452 | 520 | 37 | 15 | 52 |
| 362 | Adjumani | Biyaya S.S.S | Government Aided | 924 | 849 | 40 | 11 | 51 |
| 363 | Agago | Adilang Secondary School | Government Aided | 654 | 609 | 25 | 26 | 51 |
| 364 | Bugiri | Nabukalu S.S | Partnership | 427 | 371 | 30 | 21 | 51 |
| 365 | Bugiri | Kyemeire International Voc Ss | Partnership | 502 | 431 | 36 | 15 | 51 |
| 366 | Bukomansimbi | Misanvucomprehensive S.S | Government Aided | 358 | 272 | 30 | 21 | 51 |

Ministry of Education and Sports
National USE/UPPET and UPOLET Headcount 2014

| | | | | | | | | |
|-----|-------------|---|------------------|------|------|----|----|----|
| 367 | Kabarole | Buheesi S.S | Government Aided | 670 | 647 | 18 | 33 | 51 |
| 368 | Kabarole | Kigarama Talents H/S | Partnership | 204 | 171 | 27 | 24 | 51 |
| 369 | Kamwenge | Mahyoro Ss | Government Aided | 340 | 290 | 26 | 25 | 51 |
| 370 | Kapchorwa | Sipi S.S | Government Aided | 910 | 850 | 26 | 25 | 51 |
| 371 | Kibaale | Karuguuza Progressive Ss | Partnership | 474 | 359 | 29 | 22 | 51 |
| 372 | Lamwo | Lokung Ss | Government Aided | 411 | 381 | 45 | 6 | 51 |
| 373 | Luweero | Shine High School Kangavve | Partnership | 496 | 405 | 23 | 28 | 51 |
| 374 | Masaka | Mawanda Hill Girls Ss | Partnership | 99 | 114 | 25 | 26 | 51 |
| 375 | Mbale | Bufumbo Sec.Sch. | Government Aided | 514 | 507 | 29 | 22 | 51 |
| 376 | Mityana | St Kizito Sss Banda | Government Aided | 302 | 257 | 28 | 23 | 51 |
| 377 | Namutumba | Ivukula S.S | Government Aided | 532 | 456 | 30 | 21 | 51 |
| 378 | Yumbe | Drajini Hill Sec School | Partnership | 187 | 183 | 34 | 17 | 51 |
| 379 | Buikwe | Trinity Ss Nakibizi | Partnership | 127 | 118 | 25 | 25 | 50 |
| 380 | Bukwo | Kapyoyon High School | Government Aided | 448 | 394 | 22 | 28 | 50 |
| 381 | Iganga | Townside High School Busematia | Partnership | 1502 | 1324 | 29 | 21 | 50 |
| 382 | Jinja | Pilkington College Muguluka | Government Aided | 1012 | 882 | 22 | 28 | 50 |
| 383 | Jinja Mc | Jinja Modern Ss | Partnership | 734 | 712 | 31 | 19 | 50 |
| 384 | Kamuli | Bulopa Ss | Partnership | 793 | 709 | 22 | 28 | 50 |
| 385 | Kumi | Mukongoro High Sch. | Government Aided | 876 | 755 | 36 | 14 | 50 |
| 386 | Mubende | Mubende Army Ss | Government Aided | 999 | 799 | 39 | 11 | 50 |
| 387 | Nakasongola | St Joseph's Vocational High Sch.Nakasongola | Government Aided | 707 | 606 | 29 | 21 | 50 |
| 388 | Nakasongola | Modern Ss Nakasongola | Partnership | 282 | 196 | 27 | 23 | 50 |

Ministry of Education and Sports
National USE/UPPET and UPOLET Headcount 2014

Annex 13 USE Secondary schools with high populations (congestion)

| S/N | District | School | Ownership | School Enrolment | USE Enrolment | Classes | Teachers | PTR | PCR |
|-----|----------------|--------------------------------|------------------|------------------|---------------|---------|----------|---------|-----|
| 1 | Soroti Mc | Soroti Ss | Government Aided | 3,878 | 3,224 | 41 | 105 | 37 | 95 |
| 2 | Mbale Mc | Nkoma Ss. | Government Aided | 2,878 | 2,377 | 33 | 21 | 137 | 87 |
| 3 | Kaliro | Kaliro High School | Government Aided | 2,803 | 2,431 | 43 | - | #Div/0! | 65 |
| 4 | Mbale Mc | Oxford High School Mbale | Partnership | 2,717 | 2,120 | 25 | 50 | 54 | 109 |
| 5 | Fort Portal Mc | Mpanga S.S. | Government Aided | 2,714 | 2,227 | 29 | 24 | 113 | 94 |
| 6 | Kampala | Kololo Ss | Government Aided | 2,664 | 2,651 | 44 | 9 | 296 | 61 |
| 7 | Soroti | Light S.S.S | Partnership | 2,574 | 2,185 | 25 | 80 | 32 | 103 |
| 8 | Iganga Mc | Iganga Topcare SS | Partnership | 2,534 | 2,115 | 29 | 72 | 35 | 87 |
| 9 | Kampala | Kololo Hs | Government Aided | 2,497 | 2,183 | 20 | 3 | 832 | 125 |
| 10 | Lira | King James Comp. Ss | Partnership | 2,485 | 2,093 | 23 | 89 | 28 | 108 |
| 11 | Kibuku | High Light Ss | Partnership | 2,407 | 1,950 | 19 | 80 | 30 | 127 |
| 12 | Kampala | Kitebi S.S | Government Aided | 2,353 | 1,906 | 22 | 13 | 181 | 107 |
| 13 | Kitgum | Kitgum Comprehensive College | Partnership | 2,265 | 1,868 | 16 | 46 | 49 | 142 |
| 14 | Kotido | Kotido Ss | Government Aided | 2,239 | 1,899 | 13 | 26 | 86 | 172 |
| 15 | Kamuli | Kamuli Progressive College | Partnership | 2,215 | 1,903 | 26 | 65 | 34 | 85 |
| 16 | Soroti Mc | Olila High School | Partnership | 2,214 | 1,874 | 14 | 39 | 57 | 158 |
| 17 | Mbale Mc | Uni - Link High School | Partnership | 2,147 | 1,859 | 15 | 43 | 50 | 143 |
| 18 | Mukono | Dynamic Ss | Partnership | 2,068 | 1,348 | 10 | 23 | 90 | 207 |
| 19 | Kabarole | Kibiito S.S | Government Aided | 2,064 | 1,775 | 18 | 22 | 94 | 115 |
| 20 | Bugiri | Bukooli College | Government Aided | 2,043 | 1,672 | 17 | 30 | 68 | 120 |
| 21 | Namutumba | Agape Ss | Partnership | 1,986 | 1,674 | 14 | 40 | 50 | 142 |
| 22 | Busia Mc | Busia S.S | Government Aided | 1,958 | 1,518 | 19 | 51 | 38 | 103 |
| 23 | Kamuli | Kisozi Prog. Ss | Partnership | 1,909 | 1,378 | 18 | 20 | 95 | 106 |
| 24 | Hoima Mc | Premier S.S Hoima | Partnership | 1,872 | 1,719 | 24 | - | #Div/0! | 78 |
| 25 | Mayuge | Bunya S.S | Government Aided | 1,849 | 1,583 | 25 | 14 | 132 | 74 |
| 26 | Mbale | Nyondo Ss | Government Aided | 1,782 | 1,398 | 26 | 25 | 71 | 69 |
| 27 | Arua Mc | Arua Public Ss | Government Aided | 1,737 | 1,430 | 16 | 64 | 27 | 109 |
| 28 | Lira Mc | Lira Town College | Government Aided | 1,726 | 1,232 | 20 | 69 | 25 | 86 |
| 29 | Gulu Mc | Gulu Ss | Government Aided | 1,716 | 1,535 | 23 | 64 | 27 | 75 |
| 30 | Mukono | Kasawo Islamic School | Partnership | 1,712 | 1,403 | 22 | 83 | 21 | 78 |
| 31 | Luwero | Bombo Army Ss | Government Aided | 1,707 | 1,421 | 20 | 36 | 47 | 85 |
| 32 | Busia | Lumino H.S | Government Aided | 1,683 | 1,463 | 23 | 43 | 39 | 73 |
| 33 | Kampala | Luzira Ss | Government Aided | 1,681 | 1,402 | 22 | - | #Div/0! | 76 |
| 34 | Mbale Mc | Mbale High School | Government Aided | 1,674 | 1,488 | 9 | 11 | 152 | 186 |
| 35 | Entebbe Mc | Airforce Ss | Government Aided | 1,621 | 1,478 | 13 | 89 | 18 | 125 |
| 36 | Kitgum | Kitgum Town College | Partnership | 1,611 | 1,467 | 13 | - | #Div/0! | 124 |
| 37 | Budaka | Budaka Universal College | Partnership | 1,596 | 1,280 | 12 | 37 | 43 | 133 |
| 38 | Iganga | Kigulu College | Government Aided | 1,596 | 1,392 | 20 | 14 | 114 | 80 |
| 39 | Wakiso | Nsangi Secondary School | Government Aided | 1,592 | 1,337 | 13 | 58 | 27 | 122 |
| 40 | Mbale Mc | Maluku Secondary School | Partnership | 1,589 | 1,164 | 14 | 49 | 32 | 114 |
| 41 | Soroti | Teso College Aloet | Government Aided | 1,573 | 1,212 | 24 | 10 | 157 | 66 |
| 42 | Mukono Mc | Mukono H.S | Government Aided | 1,572 | 1,287 | 33 | 11 | 143 | 48 |
| 43 | Iganga Mc | King Of Kings Ss | Partnership | 1,569 | 1,302 | 16 | 39 | 40 | 98 |
| 44 | Kampala | Fahia High School | Partnership | 1,563 | 939 | 24 | 36 | 43 | 65 |
| 45 | Pallisa | Pallisa Ss | Government Aided | 1,526 | 1,237 | 19 | 21 | 73 | 80 |
| 46 | Lira | Amach Modern Ss | Partnership | 1,524 | 1,366 | 15 | 41 | 37 | 102 |
| 47 | Tororo | Rubongi Army Ss | Government Aided | 1,511 | 1,305 | 19 | 6 | 252 | 80 |
| 48 | Iganga | Townside High School Busematia | Partnership | 1,502 | 1,324 | 19 | 38 | 40 | 79 |
| 49 | Manafwa | Bubulo S.S | Government Aided | 1,478 | 1,406 | 18 | 10 | 148 | 82 |
| 50 | Namutumba | Kisiki College Namutumba | Government Aided | 1,474 | 1,149 | 24 | 88 | 17 | 61 |
| 51 | Amuria | Amuria High School | Partnership | 1,442 | 1,201 | 17 | - | #Div/0! | 85 |
| 52 | Luuka | Busalamu S S | Government Aided | 1,442 | 1,301 | 19 | 5 | 288 | 76 |

Ministry of Education and Sports
National USE/UPPET and UPOLET Headcount 2014

| S/N | District | School | Ownership | School Enrolment | USE Enrolment | Classes | Teachers | PTR | PCR |
|-----|-------------|----------------------------------|------------------|------------------|---------------|---------|----------|---------|---------|
| 53 | Bududa | Bududa S.S | Government Aided | 1,441 | 1,237 | 17 | 22 | 66 | 85 |
| 54 | Bukwo | Amanang S.S | Government Aided | 1,438 | 1,117 | 26 | 25 | 58 | 55 |
| 55 | Luuka | Nile H/S-Kiyunga | Partnership | 1,426 | 1,172 | 14 | - | #Div/0! | 102 |
| 56 | Iganga | Nkuutu Memorial School | Government Aided | 1,421 | 1,116 | 24 | 19 | 75 | 59 |
| 57 | Wakiso | Sam Iga Memorial College | Partnership | 1,418 | 1,103 | - | 44 | 32 | #Div/0! |
| 58 | Sironko | Sironko Parents Ss | Partnership | 1,414 | 1,087 | 8 | 38 | 37 | 177 |
| 59 | Mayuge | Delta High School | Partnership | 1,413 | 1,092 | 14 | 18 | 79 | 101 |
| 60 | Kaliro | Kanambatiko Ss | Government Aided | 1,406 | 1,297 | 11 | 4 | 352 | 128 |
| 61 | Kayunga | Uganda Martyrs Ss Kangulumira | Partnership | 1,406 | 1,103 | 12 | 36 | 39 | 117 |
| 62 | Sheema | Kitagata S.S.S | Government Aided | 1,406 | 916 | 23 | 18 | 78 | 61 |
| 63 | Manafwa | Bumbo S.S | Government Aided | 1,402 | 1,235 | 14 | 42 | 33 | 100 |
| 64 | Kaliro | Namugongo Seed Ss | Government Aided | 1,397 | 1,198 | 12 | 11 | 127 | 116 |
| 65 | Mubende | Kasenya Ss | Government Aided | 1,397 | 1,125 | 16 | 57 | 25 | 87 |
| 66 | Butambala | Kibibi Muslim Sec.Sch. | Partnership | 1,394 | 1,142 | 18 | 45 | 31 | 77 |
| 67 | Hoima Mc | Millenium High School | Partnership | 1,393 | 1,221 | 27 | 9 | 155 | 52 |
| 68 | Kayunga | Busaale S.S.S | Partnership | 1,390 | 1,086 | 14 | 24 | 58 | 99 |
| 69 | Ngora | Mukura Mem.S.S.S | Government Aided | 1,366 | 1,199 | 16 | 20 | 68 | 85 |
| 70 | Rakai | Kabale Sanje S S | Government Aided | 1,365 | 1,157 | 15 | 39 | 35 | 91 |
| 71 | Kapchorwa | Kapchorwa S.S | Government Aided | 1,365 | 1,274 | 19 | 13 | 105 | 72 |
| 72 | Kabarole | Kahinju | Government Aided | 1,361 | 1,290 | 26 | 19 | 72 | 52 |
| 73 | Kabarole | Nyakigumba Parents School | Partnership | 1,358 | 1,189 | 6 | 36 | 38 | 226 |
| 74 | Rakai | St Mary's S S Ssanje | Government Aided | 1,346 | 1,159 | 20 | 16 | 84 | 67 |
| 75 | Wakiso | Kitende Sss | Government Aided | 1,325 | 1,004 | 20 | 63 | 21 | 66 |
| 76 | Buikwe | Namwezi Ss | Government Aided | 1,321 | 1,128 | 27 | 55 | 24 | 49 |
| 77 | Namutumba | Kangulumo Ss Namutumba | Partnership | 1,313 | 971 | 15 | 46 | 29 | 88 |
| 78 | Kaberamaido | Kalaki Ss | Government Aided | 1,303 | 1,060 | 22 | 21 | 62 | 59 |
| 79 | Mityana | Pride Ss | Partnership | 1,300 | 1,037 | 14 | - | #Div/0! | 93 |
| 80 | Hoima Mc | St Andrea Kaahwa's College | Government Aided | 1,299 | 958 | 6 | - | #Div/0! | 217 |
| 81 | Tororo | Asinge Sss | Government Aided | 1,299 | 1,207 | 18 | 5 | 260 | 72 |
| 82 | Kabale Mc | Kabale S.S | Government Aided | 1,292 | 1,092 | 19 | 10 | 129 | 68 |
| 83 | Mbale | Nakaloke S.S | Government Aided | 1,292 | 1,122 | 22 | - | #Div/0! | 59 |
| 84 | Lira | Bulluge Comprehensive H/S | Partnership | 1,284 | 1,143 | 14 | 28 | 46 | 92 |
| 85 | Kween | Chemwania S.S | Government Aided | 1,282 | 1,071 | 23 | 44 | 29 | 56 |
| 86 | Gulu Mc | Gulu Army Ss | Government Aided | 1,275 | 1,121 | 17 | 28 | 46 | 75 |
| 87 | Oyam | Atapara S.S.S | Government Aided | 1,268 | 1,035 | 21 | 69 | 18 | 60 |
| 88 | Lira Mc | Saviors Ss | Partnership | 1,266 | 1,029 | 10 | 25 | 51 | 127 |
| 89 | Ngora | Ngora H.S | Government Aided | 1,266 | 987 | 23 | 15 | 84 | 55 |
| 90 | Kamuli | Buzaaya Ss | Government Aided | 1,265 | 915 | 23 | 37 | 34 | 55 |
| 91 | Buikwe | Victoria View Ss | Partnership | 1,264 | 1,148 | 17 | 32 | 40 | 74 |
| 92 | Jinja | Kakira High School | Government Aided | 1,263 | 1,148 | 28 | 4 | 316 | 45 |
| 93 | Wakiso | Lugoba Ss | Partnership | 1,259 | 894 | 16 | 27 | 47 | 79 |
| 94 | Namutumba | Kibaale High School | Partnership | 1,255 | 1,219 | 9 | - | #Div/0! | 139 |
| 95 | Kole | Akalo S.S | Government Aided | 1,254 | 1,091 | 24 | 28 | 45 | 52 |
| 96 | Mbarara Mc | Mbarara Army Boarding Ss | Government Aided | 1,249 | 1,053 | 16 | 42 | 30 | 78 |
| 97 | Kitgum | Rev. Jabuloni Isoke Mem. College | Partnership | 1,248 | 1,424 | 14 | - | #Div/0! | 89 |
| 98 | Kampala | Crane Hill S.S Makerere | Partnership | 1,246 | 1,127 | 10 | 22 | 57 | 125 |
| 99 | Pallisa | Palisa H/S | Partnership | 1,241 | 1,086 | 14 | 42 | 30 | 89 |
| 100 | Hoima Mc | Bwikya Muslim Ss | Government Aided | 1,231 | 1,221 | - | - | #Div/0! | #Div/0! |
| 101 | Bukedea | Bukedea Lifeline Ss | Partnership | 1,218 | 1,069 | 13 | 36 | 34 | 94 |
| 102 | Luweero | St Kizito Katikamu Kisule Ss | Government Aided | 1,210 | 963 | 17 | 48 | 25 | 71 |
| 103 | Hoima Mc | Kitara Sss | Government Aided | 1,209 | 1,077 | 15 | 3 | 403 | 81 |
| 104 | Mbale | Musese Sec.School | Government Aided | 1,202 | 1,026 | 9 | 28 | 43 | 134 |
| 105 | Kumi | Nyero Rock High School Kumi | Government Aided | 1,201 | 1,112 | 31 | 67 | 18 | 39 |

Ministry of Education and Sports
National USE/UPPET and UPOLET Headcount 2014

| S/N | District | School | Ownership | School Enrolment | USE Enrolment | Classes | Teachers | PTR | PCR |
|-----|------------|--------------------------------|------------------|------------------|---------------|---------|----------|---------|-----|
| 106 | Masindi Mc | Masindi S.S.S | Government Aided | 1,200 | 1,066 | 27 | 38 | 32 | 44 |
| 107 | Lwengo | St Bernards Ss Kiswera | Partnership | 1,198 | 959 | 12 | - | #Div/0! | 100 |
| 108 | Bududa | Bulucheke S.S | Government Aided | 1,197 | 1,105 | 27 | - | #Div/0! | 44 |
| 109 | Rukungiri | St Jerome S.S Ndama | Government Aided | 1,188 | 993 | 17 | 25 | 48 | 70 |
| 110 | Jinja | Buwenge Modern | Partnership | 1,187 | 1,100 | 11 | 26 | 46 | 108 |
| 111 | Masaka Mc | Kijabwemi S.S | Government Aided | 1,182 | 999 | 17 | 15 | 79 | 70 |
| 112 | Buikwe | St Andrew's Sen Sec School | Partnership | 1,178 | 874 | 14 | 35 | 34 | 84 |
| 113 | Kamuli | Kamuli College | Partnership | 1,174 | 745 | 15 | 28 | 42 | 78 |
| 114 | Mpigi | St Mark Sss Kamengo | Government Aided | 1,174 | 953 | 19 | 45 | 26 | 62 |
| 115 | Mukono | Mbalala S.S.S | Partnership | 1,169 | 1,038 | 17 | 40 | 29 | 69 |
| 116 | Iganga Mc | Iganga Dynamic S S | Partnership | 1,163 | 1,161 | 14 | 34 | 34 | 83 |
| 117 | Tororo | Petta Community Ss | Partnership | 1,156 | 1,072 | 11 | - | #Div/0! | 105 |
| 118 | Tororo | Mulanda Parents Ss | Partnership | 1,154 | 1,152 | 10 | - | #Div/0! | 115 |
| 119 | Jinja | Lubani S.S | Government Aided | 1,152 | 1,043 | 22 | 15 | 77 | 52 |
| 120 | Serere | Serere S.S | Government Aided | 1,146 | 1,045 | 26 | - | #Div/0! | 44 |
| 121 | Lira | St Katherine Ss | Government Aided | 1,144 | 1,035 | 17 | 15 | 76 | 67 |
| 122 | Tororo | Katerema Ss | Government Aided | 1,142 | 1,052 | 9 | 13 | 88 | 127 |
| 123 | Sironko | Sironko Prog Ss | Partnership | 1,140 | 857 | 8 | - | #Div/0! | 143 |
| 124 | Lira | Dr Obote College Boroboro | Government Aided | 1,136 | 793 | 24 | 9 | 126 | 47 |
| 125 | Mbale | Nakaloke Isamic Ss | Partnership | 1,135 | 978 | 10 | - | #Div/0! | 114 |
| 126 | Buikwe | Lugazi Progressive | Partnership | 1,132 | 1,010 | 11 | 35 | 32 | 103 |
| 127 | Bushenyi | Bishop Ogez H/S | Government Aided | 1,131 | 693 | 22 | 15 | 75 | 51 |
| 128 | Manafwa | Magale S.S | Government Aided | 1,129 | 956 | 18 | 49 | 23 | 63 |
| 129 | Kamuli | Matuumu Ss | Government Aided | 1,125 | 1,074 | 21 | 3 | 375 | 54 |
| 130 | Abim | Abim S.S | Government Aided | 1,124 | 746 | 21 | 20 | 56 | 54 |
| 131 | Masindi Mc | Greenfield Ss | Partnership | 1,121 | 1,064 | 10 | - | #Div/0! | 112 |
| 132 | Bukedea | Bukedea S.S | Government Aided | 1,121 | 982 | 13 | 19 | 59 | 86 |
| 133 | Tororo | Great Aubrey Memorial College | Partnership | 1,117 | 989 | 12 | 43 | 26 | 93 |
| 134 | Kisiro | Kabindi Ss | Government Aided | 1,117 | 1,081 | 25 | 27 | 41 | 45 |
| 135 | Wakiso | Rines Ss | Partnership | 1,114 | 870 | 16 | 48 | 23 | 70 |
| 136 | Kween | Chemanga Seed Sch. | Government Aided | 1,110 | 1,064 | 10 | 33 | 34 | 111 |
| 137 | Kole | Aculbanya S.S | Government Aided | 1,109 | 1,011 | 16 | 6 | 185 | 69 |
| 138 | Kaliro | St Philip's Nawaikoke College | Partnership | 1,108 | 1,090 | 10 | 25 | 44 | 111 |
| 139 | Budaka | Rainbow High School | Partnership | 1,096 | 1,020 | 28 | 54 | 20 | 39 |
| 140 | Mbale Mc | Townside High School Mbale | Partnership | 1,095 | 1,014 | 9 | 19 | 58 | 122 |
| 141 | Mukono | Mubanda Ss | Partnership | 1,094 | 1,049 | 10 | 26 | 42 | 109 |
| 142 | Iganga | Nakigo S S | Government Aided | 1,091 | 1,042 | 13 | 44 | 25 | 84 |
| 143 | Pallisa | Petete College | Partnership | 1,087 | 995 | 12 | - | #Div/0! | 91 |
| 144 | Wakiso | Standard Ss Bweyogerere | Partnership | 1,086 | 842 | 10 | 27 | 40 | 109 |
| 145 | Bugiri | Alliance Victory Ss | Partnership | 1,086 | 1,001 | 23 | - | #Div/0! | 47 |
| 146 | Busia Mc | St John's S.S Busia | Partnership | 1,084 | 818 | 16 | - | #Div/0! | 68 |
| 147 | Nebbi | Angal Ss | Government Aided | 1,081 | 891 | 14 | 42 | 26 | 77 |
| 148 | Jinja Mc | Gloryland Christian College | Partnership | 1,080 | 1,004 | 13 | 42 | 26 | 83 |
| 149 | Mbale | Masaba High School | Partnership | 1,077 | 775 | 11 | - | #Div/0! | 98 |
| 150 | Kayunga | Nalinya Irine Ndagire S.S | Partnership | 1,076 | 728 | 11 | 23 | 47 | 98 |
| 151 | Luweero | Shanamu Bombo High School | Partnership | 1,076 | 681 | 13 | - | #Div/0! | 83 |
| 152 | Budaka | Ngoma Standard Sch. | Partnership | 1,075 | 942 | 15 | 40 | 27 | 72 |
| 153 | Kasese Mc | Kasese Secondary School | Government Aided | 1,074 | 885 | 21 | 12 | 90 | 51 |
| 154 | Namutumba | Kigalama Forward Ss Busembatia | Partnership | 1,073 | 797 | 8 | 23 | 47 | 134 |
| 155 | Sironko | Masaba Sss | Government Aided | 1,073 | 935 | 20 | 12 | 89 | 54 |
| 156 | Sheema | Butsibo S.S | Government Aided | 1,070 | 912 | 4 | 45 | 24 | 268 |
| 157 | Tororo | Atiri Ss | Government Aided | 1,070 | 945 | 14 | 49 | 22 | 76 |
| 158 | Kibuku | Nabiswa Ss | Government Aided | 1,070 | 906 | 18 | 12 | 89 | 59 |

Ministry of Education and Sports
National USE/UPPET and UPOLET Headcount 2014

| S/N | District | School | Ownership | School Enrolment | USE Enrolment | Classes | Teachers | PTR | PCR |
|-----|-------------|--------------------------------|------------------|------------------|---------------|---------|----------|---------|-----|
| 159 | Pallisa | Eastern Vision College | Partnership | 1,066 | 852 | 14 | 29 | 37 | 76 |
| 160 | Busia | Buhobe S.S | Government Aided | 1,062 | 931 | 17 | 33 | 32 | 62 |
| 161 | Ibanda | Bigyera S.S | Government Aided | 1,062 | 932 | 26 | 10 | 106 | 41 |
| 162 | Kamuli | Community Ss Bupadhengo | Partnership | 1,061 | 984 | 9 | - | #Div/0! | 118 |
| 163 | Kalungu | Wagwa High School | Partnership | 1,061 | 887 | 15 | 40 | 27 | 71 |
| 164 | Mbale | Bugema Comprehensive Sec.Sch | Partnership | 1,061 | 995 | 15 | 36 | 29 | 71 |
| 165 | Kitgum | Kitgum Vision College | Partnership | 1,048 | 965 | 16 | - | #Div/0! | 66 |
| 166 | Gulu Mc | St Joseph Layibi | Government Aided | 1,045 | 822 | 16 | 58 | 18 | 65 |
| 167 | Hoima Mc | Kings High School | Partnership | 1,040 | 1,000 | 8 | - | #Div/0! | 130 |
| 168 | Iganga | Pragmatic S S Nabitende | Partnership | 1,039 | 933 | 9 | 38 | 27 | 115 |
| 169 | Koboko | Koboko Town College | Partnership | 1,033 | 666 | 10 | 37 | 28 | 103 |
| 170 | Busia | Masaba College Busia | Government Aided | 1,033 | 875 | 19 | 36 | 29 | 54 |
| 171 | Wakiso | Kitala Ss | Government Aided | 1,032 | 900 | 8 | 45 | 23 | 129 |
| 172 | Amuru | St Mary's College Lacor | Government Aided | 1,029 | 921 | 14 | 9 | 114 | 74 |
| 173 | Ntungamo | Westend Modern Sss | Partnership | 1,024 | 1,014 | 18 | - | #Div/0! | 57 |
| 174 | Kasese Mc | Kilembe S.S | Government Aided | 1,023 | 796 | 24 | 14 | 73 | 43 |
| 175 | Kabale | Bubaare S S | Government Aided | 1,020 | 863 | 20 | 12 | 85 | 51 |
| 176 | Namayingo | Dede S.S | Partnership | 1,020 | 897 | 24 | 27 | 38 | 43 |
| 177 | Mubende | Kiganda Hs | Partnership | 1,017 | 774 | 14 | 35 | 29 | 73 |
| 178 | Namayingo | Buswale S.S | Government Aided | 1,017 | 842 | 14 | 11 | 92 | 73 |
| 179 | Otuke | Adwari Ss | Government Aided | 1,014 | 847 | 20 | 27 | 38 | 51 |
| 180 | Jinja | Pilkington College Muguluka | Government Aided | 1,012 | 882 | 14 | 15 | 67 | 72 |
| 181 | Mitooma | Bubangizi S.S.S | Government Aided | 1,012 | 756 | 14 | 48 | 21 | 72 |
| 182 | Luuka | Busiiri S S S | Government Aided | 1,010 | 867 | 16 | 14 | 72 | 63 |
| 183 | Kaliro | Kaliro Vocational Ss | Partnership | 1,008 | 1,008 | 11 | - | #Div/0! | 92 |
| 184 | Moroto Mc | Moroto High School | Government Aided | 1,008 | 744 | 16 | 16 | 63 | 63 |
| 185 | Nakasongola | Nakasongola S.S. | Government Aided | 1,007 | 945 | 8 | - | #Div/0! | 126 |
| 186 | Wakiso | Aggrey Memorial Ss | Government Aided | 1,006 | 725 | 14 | 41 | 25 | 72 |
| 187 | Manafwa | Magale Royal Integrated S.S | Partnership | 1,004 | 786 | 11 | 23 | 44 | 91 |
| 188 | Kamuli | Balawoli Ss | Government Aided | 1,004 | 938 | 21 | 10 | 100 | 48 |
| 189 | Budaka | Iki Iki S.S | Government Aided | 1,003 | 984 | 10 | 25 | 40 | 100 |
| 190 | Mubende | Highway Ss Kiganda | Partnership | 1,003 | 876 | 16 | 45 | 22 | 63 |
| 191 | Sheema | Ryakasinga Center Of High Educ | Partnership | 1,003 | 928 | 20 | - | #Div/0! | 50 |
| 192 | Entebbe Mc | Entebbe Comprehensive Ss | Government Aided | 1,002 | 906 | 20 | 59 | 17 | 50 |

Annex 14 USE/UPPET secondary schools 2014

Annex 15 BTVET Headcount National Result Summary

| BTVET/UPPET National Summary : All Institutions | | Apr-14 | |
|--|--------------|---------------|--------------|
| | Male | Female | Total |
| Y1 BTVET Eligible (Admitted within 4 - 28 Aggregate Range) | 2,557 | 768 | 3,325 |
| Total Counted in Y1 | 2,343 | 691 | 3,034 |
| Proven Absentees in Y1 | 214 | 77 | 291 |
| Aggregate 29-and above admitted | 498 | 225 | 723 |
| BTVET Share of Y1 Enrolment | 79.0% | 73.2% | 77.6% |
| Gender Proportion of BTVET eligible YtudentY | 77% | 23% | |
| Total Enrolled (UPPET plus Non UPPET) in Term 1 - Y1 | 3,238 | 1,049 | 4,287 |
| | | | |
| | Male | Female | Total |
| Y2 BTVET Eligible (Admitted within 4 - 28 Aggregate Range) | 2,074 | 613 | 2,687 |
| Total Counted in Y2 in | 1,872 | 546 | 2,418 |
| Proven Absentees in Y2 | 202 | 67 | 269 |
| Aggregate 29-and above admitted | 496 | 180 | 676 |
| BTVET Share of Y2 Enrolment | 78% | 76% | 78% |
| Gender Proportion | 77% | 23% | |
| Total Enrolled (UPPET plus Non UPPET) in Term 1 - Y2 | 2,657 | 810 | 3,467 |
| | | | |
| | | | |
| Y3 BTVET Eligible (Admitted within 4 - 28 Aggregate Range) | 1,345 | 290 | 1,635 |
| Total Counted in Y3 in | 1,178 | 245 | 1,423 |
| Proven Absentees in Y3 | 167 | 45 | 212 |
| Aggregate 29-and above admitted | 246 | 91 | 337 |
| BTVET Share of Y3 Enrolment | 73% | 66% | 72% |
| Gender Proportion | 82% | 18% | |
| Total Enrolled (UPPET plus Non UPPET) in Term 1 - Y3 | 1,839 | 437 | 2,276 |
| | | | |
| | | | |
| Y1-Y3 BTVET Eligible (Admitted within 4 - 28 Aggregate Range) | 5,976 | 1,671 | 7,647 |
| Total Enrolled (UPPET plus Non UPPET) in Term 1 - Y1-Y3 | 7,734 | 2,296 | 10,030 |
| Y1&2 Aggregate 29-and above admitted | 1,240 | 496 | 1,736 |
| BTVET Share of Y1-Y3 Enrolment | 77% | 73% | 76% |
| Gender Proportion of BTVET eligible Students | 78% | 23% | |
| | | | |
| | Male | Female | Total |
| BTVET UPOLET Eligible Y1 | 2,599 | 611 | 3,210 |
| Total Counted in Y1 in | 2,427 | 556 | 2,983 |
| Proven Absentees in Y1 | 172 | 55 | 227 |
| UPOLET Eligible Students' Share of Enrolment | 64% | 79% | 66% |
| Gender Proportion of USE eligible students | 81% | 19% | |
| Total Enrolment (Overall UPOLET Plus Non UPOLET) Term 1 Y1 | 4,075 | 771 | 4,846 |
| | | | |
| | | | |
| BTVET UPOLET Eligible Y2 | 2,486 | 588 | 3,074 |
| Total Counted in Y2 in | 2,366 | 570 | 2,936 |
| Proven Absentees in Y2 | 120 | 18 | 138 |
| UPOLET Eligible Students' Share of Enrolment | 60% | 69% | 62% |
| Gender Proportion of USE eligible students | 81% | 19% | |
| Total Enrolment (Overall UPOLET Plus Non UPOLET) Term 1 Y2 | 4,135 | 854 | 4,989 |
| | | | |
| | | | |
| Y1-Y2 BTVET UPOLET Eligible Students | 5,085 | 1,199 | 6,284 |
| Total Enrolled (UPPET plus Non UPPET) in Term 1 - Y1-Y2 | 8,210 | 1,625 | 9,835 |
| Y1&2 admitted above required mark | 86 | 20 | 106 |
| BTVET UPOLET Share of Y1-Y2 Enrolment | 62% | 74% | 64% |

| | | | |
|---|--------------|--------------|--------------|
| Gender Proportion of BTVET UPOLET eligible Students | 81% | 19% | |
| | | | |
| | Male | Female | Total |
| HEALTH UPOLET Eligible Y1 | 540 | 483 | 1,023 |
| Total Counted in Y1 in | 464 | 456 | 920 |
| Proven Absentees in Y1 | 76 | 27 | 103 |
| UPOLET Eligible Students' Share of Enrolment | 99% | 88% | 93% |
| Gender Proportion of USE eligible students | 53% | 47% | |
| Total Intake (Overall UPOLET Plus Non UPOLET) Term 1 Y1 | 544 | 552 | 1,096 |
| | | | |
| | Male | Female | Total |
| HEALTH UPOLET Eligible Y2 | 588 | 709 | 1,297 |
| Total Counted in Y2 in | 473 | 636 | 1,109 |
| Proven Absentees in Y2 | 115 | 73 | 188 |
| UPOLET Eligible Students' Share of Enrolment | 93% | 99% | 96% |
| Gender Proportion of USE eligible students | 45% | 55% | |
| Total Intake (Overall UPOLET Plus Non UPOLET) Term 1 Y2 | 632 | 719 | 1,351 |
| | | | |
| Y1-Y2 BTVET UPOLET Eligible Students | 1,128 | 1,192 | 2,320 |
| Total Intake (UPOLET) plus Non UPPEt) in Term 1 - Y1-Y2 | 1,176 | 1,271 | 2,447 |
| BTVET UPOLET Share of Y1-Y2 Enrolment | 96% | 94% | 95% |
| Gender Proportion of BTVET UPOLET eligible Students | 49% | 51% | |
| | | | |
| | Male | Female | Total |
| BTVET/UPPET Total Enrolment (UPPET plus Non UPPEt) | 7,734 | 2,296 | 10,030 |
| BTVET/UPOLET Total Enrolment (UPPET plus Non UPPEt) | 8,210 | 1,625 | 9,835 |
| HEALTH/UPOLET Total Enrolment (UPPET plus Non UPPEt) | 1,176 | 1,271 | 2,447 |
| | | | |
| BTVET/UPPET Gender Proportion | 77% | 23% | |
| BTVET/UPOLET Gender Proportion | 83% | 17% | |
| HEALTH/UPOLET Gender Proportion | 48% | 52% | |
| | | | |
| BTVET/UPPET Facilities | Permanent | Temporary | Total |
| Classrooms | 470 | 78 | 548 |
| Workshop/Laboratories | 18 | 1 | 19 |
| Latrine Blocks | 19 | 217 | 18 |
| Library Blocks | 19 | 3 | 22 |
| Student Classroom Ratio | | | 18 |
| Student Teacher Ratio | | | 10 |
| Student Latrine Ratio | | | 557 |
| | | | |
| BTVET/UPOLET Facilities | Permanent | Temporary | Total |
| Classrooms | 759 | 172 | 931 |
| Workshop/Laboratories | 23 | 1 | 24 |
| Latrine Blocks | 250 | 18 | 268 |
| Library Blocks | 23 | 3 | 26 |
| Student Classroom Ratio | | | 11 |
| Student Teacher Ratio | | | 8 |
| Student Latrine Ratio | | | 37 |
| | | | |
| HEALTH/UPOLET Facilities | Permanent | Temporary | Total |
| Laboratories | 12 | 0 | 12 |
| Workshop | #REF! | #REF! | #REF! |
| Latrine Blocks | 54 | 0 | 54 |
| Library Blocks | 8 | 0 | 8 |
| Student Laboratory Ratio | | | 204 |
| Student Teacher Ratio | | | 40 |

| | | | |
|---|--------------|---------------|---------------|
| Student Latrine Ratio | | | 45 |
| BTJET/UPPET Teaching Staff | | | |
| Gender | Male | Female | Total |
| Teachers on Government Payroll | 430 | 119 | 549 |
| Teachers not on Government Payroll | 316 | 94 | 410 |
| Total Teachers | 746 | 213 | 959 |
| BTJET/UPOLET Teaching Staff | | | |
| Gender | Male | Female | Total |
| Teachers on Government Payroll | 781 | 146 | 926 |
| Teachers not on Government Payroll | 233 | 93 | 326 |
| Total Teachers | 986 | 228 | 1,214 |
| HEALTH/UPOLET Teaching Staff | | | |
| Gender | Male | Female | Total |
| Teachers on Government Payroll | 21 | 26 | 47 |
| Teachers not on Government Payroll | 7 | 7 | 14 |
| Total Teachers | 28 | 33 | 61 |
| No. of BTJET Institutions | UPPET | UPOLET | HEALTH |
| Ownership | | | |
| Government Aided Institutions | 40 | 1 | 8 |
| Private Partnership Institutions | 16 | | |
| Total | 56 | 1 | 8 |
| BTJET/UPPET Funds Required per term | | | |
| Category | Unit (UGX) | Enrolment | Amount (UGX) |
| Government | 200,000 | 6,379 | 1,275,800,000 |
| Private | 200,000 | 1,268 | 253,600,000 |
| Total | | 7,647 | 1,529,400,000 |
| BTJET/UPOLET Funds Required per term | | | |
| Category | Unit (UGX) | Enrolment | Amount (UGX) |
| Government | 414,000 | 6,284 | 2,601,576,000 |
| Private | | Nil | Nil |
| Total | | 6,284 | 2,601,576,000 |
| BTJET/UPOLET Funds Required per term | | | |
| Category | Unit (UGX) | Enrolment | Amount (UGX) |
| Government | 414,000 | 2,320 | 960,480,000 |
| Private | | Nil | Nil |
| Total | | 2,320 | 960,480,000 |

Annex 16 BTVET/UPPET school/Institution enrolment

| S/N | District | Sub County | School | OWNERSHIP | School Enrollment | UPPET Students | Class rooms |
|-----|----------------|--|------------------|-----------|-------------------|----------------|-------------|
| 1 | Amolatar | Namasale Technical School | Government Aided | 250 | 175 | 8 | 17 |
| 2 | Amuria | Wera Technical School | Government Aided | 246 | 205 | 4 | 16 |
| 3 | Amuru | Atiak Technical School | Government Aided | 164 | 232 | 7 | 19 |
| 4 | Apac | Apac Technical School | Government Aided | 236 | 196 | 3 | 28 |
| 5 | Arua | Omugo Technical School | Government Aided | 0 | 0 | 0 | 0 |
| 6 | Arua | Inde Technical | Government Aided | 177 | 151 | 11 | 0 |
| 7 | Arua | Omugo Technical School | Government Aided | 350 | 282 | 13 | 36 |
| 8 | Bugiri | Bukooli Technical School | Government Aided | 193 | 173 | 13 | 19 |
| 9 | Buikwe | Nile Vocational Institute | Partnership | 119 | 119 | 35 | 0 |
| 10 | Bundibugyo | Hakitengya Community Polytechnic | Government Aided | 232 | 189 | 7 | 0 |
| 11 | Busia | Lumino Community Poly | Government Aided | 121 | 121 | 17 | 21 |
| 12 | Butaleja | Mulagi Voc.Training Inst | Partnership | 98 | 9 | 10 | 0 |
| 13 | Dokolo | Dokolo Technical | Government Aided | 830 | 632 | 9 | 24 |
| 14 | Entebbe Mc | Shoreline Technical Institute | Partnership | 225 | 225 | 8 | 17 |
| 15 | Fort Portal Mc | St Joseph's Technical Virika | Partnership | 100 | 91 | 8 | 39 |
| 16 | Gulu | Bobo Community Polytechnic Sch | Government Aided | 205 | 174 | 11 | 23 |
| 17 | Gulu Mc | St Joseph's Technical Sch.Gulu | Partnership | 259 | 164 | 8 | 0 |
| 18 | Hoima | St Joseph Vocational Training Centre Muntume | Partnership | 101 | 81 | 8 | 12 |
| 19 | Iganga | Poineer Technical Institute | Partnership | 0 | 0 | 0 | 0 |
| 20 | Isingiro | Rweiziringiro Tech.Sch | Government Aided | 190 | 167 | 11 | 6 |
| 21 | Kabale | Kizinga Technical School | Government Aided | 120 | 113 | 16 | 19 |
| 22 | Kabale | Rukore Community Polytechnic | Government Aided | 135 | 115 | 14 | 18 |
| 23 | Kampala | Uganda Society For The Deaf V.T.C | Partnership | 176 | 0 | 0 | 0 |
| 24 | Kamuli | St Joseph Vocational Training Centre Kamuli | Partnership | 55 | 48 | 17 | 33 |
| 25 | Kamwenge | St Josephs Technical School Kyarubingo | Government Aided | 260 | 207 | 22 | 36 |
| 26 | Kanungu | Kihanda Tech.Sch | Government Aided | 246 | 168 | 8 | 18 |
| 27 | Kanungu | Kihiihi Community Polytechnic | Government Aided | 211 | 188 | 5 | 20 |
| 28 | Kapchorwa | Kapchorwa Technical School | Government Aided | 171 | 165 | 33 | 25 |
| 29 | Katakwi | Katakwi Technical School | Government Aided | 168 | 163 | 15 | 19 |
| 30 | Kitgum | Obyen Community Polytechnic | Government Aided | 0 | 0 | 0 | 0 |
| 31 | Koboko | Koboko Technical School | Partnership | 152 | 76 | 12 | 24 |
| 32 | Kumi | Kumi Technical School | Government Aided | 198 | 171 | 13 | 16 |
| 33 | Lira | Ave Maria Vtc | Partnership | 202 | 159 | 5 | 12 |
| 34 | Luweero | Bowa Community Polytechnic | Government Aided | 130 | 117 | 13 | 24 |
| 35 | Manafwa | Namisindwa Technical School | Government Aided | 232 | 173 | 13 | 26 |
| 36 | Mbale | Mbale Mun .Comm. Polytech | Government Aided | 0 | 0 | 0 | 0 |
| 37 | Mbale | Bungokho Rural Development Centre | Partnership | 4 | 4 | 9 | 0 |
| 38 | Mbarara | Kadogo Community Polytec | Government Aided | 460 | 68 | 4 | 31 |
| 39 | Mbarara | Kakiika Technical School | Government Aided | 245 | 168 | 12 | 25 |
| 40 | Mbarara | Ngugo Technical School | Government Aided | 186 | 185 | 13 | 27 |
| 41 | Moroto | St Daniel Comboni Polytechnic Naoi | Partnership | 133 | 70 | 10 | 17 |

Ministry of Education and Sports
National USE/UPPET and UPOLET Headcount 2014

| S/N | District | Sub County | School | OWNERSHIP | School Enrollment | UPPET Students | Class rooms |
|-----|-------------|---|------------------|-----------|-------------------|----------------|-------------|
| 42 | Mubende | Mubende Com.Polytechnic | Government Aided | 87 | 87 | 12 | 21 |
| 43 | Nakasongola | Uganda Honey Bee Keepers | Partnership | 0 | 0 | 0 | 0 |
| 44 | Nebbi | Pacer Community Polytechnic | Government Aided | 71 | 48 | 4 | 14 |
| 45 | Oyam | Acaba Technical School | Government Aided | 157 | 157 | 12 | 22 |
| 46 | Pader | Pajule Technical | Government Aided | 297 | 262 | 0 | 20 |
| 47 | Pallisa | Nagwere Technical School | Government Aided | 196 | 143 | 10 | 20 |
| 48 | Rakai | Ssanje Community Polytechnic | Government Aided | 185 | 182 | 13 | 14 |
| 49 | Sembabule | Lutunku Community Polytechnic | Government Aided | 109 | 77 | 11 | 23 |
| 50 | Serere | Olio Community Poytechnic | Government Aided | 376 | 279 | 5 | 16 |
| 51 | Soroti Mc | Uganda Martyrs' Vocational Instution Aminit | Partnership | 199 | 99 | 17 | 33 |
| 52 | Tororo | Barinyanga Technical School | Government Aided | 134 | 95 | 12 | 22 |
| 53 | Tororo | Iyolwa Technical Sch | Government Aided | 186 | 161 | 11 | 37 |
| 54 | Wakiso | Bbira Voc.Training School | Partnership | 132 | 123 | 0 | 20 |
| 55 | Wakiso | Gombe Community Polytechnic | Government Aided | 175 | 108 | 16 | 30 |
| 56 | Wakiso | Masulita Vocational Training Centre | Government Aided | 146 | 82 | 0 | 0 |

Annex 17 *BTJET/UPOLET Technical Institution enrolment*

| S/N | District | School | Ownership | Institution Enrolment | UPOLET Eligible 2013 | Workshops | Teachers |
|-----|---------------|--|------------------|-----------------------|----------------------|-----------|----------|
| 1 | Abim | Abim Technical Institute | Government Aided | 80 | 48 | 6 | 9 |
| 2 | Alebtong | Amugo. Agro Tech. Inst | Government Aided | 261 | 95 | 15 | 21 |
| 3 | Arua | Arua Tech. Inst | Government Aided | 100 | 100 | 10 | 23 |
| 4 | Bushenyi | Bumaire Technical Institute | Government Aided | 121 | 100 | 8 | 24 |
| 5 | Bushenyi | Kyamuhunga Tech.Inst | Government Aided | 231 | 100 | 9 | 27 |
| 6 | Busia | Nalwire Tech.Inst | Government Aided | 206 | 100 | 12 | 22 |
| 7 | Butaleja | Butaleja. Tech. Inst | Government Aided | 100 | 100 | 17 | 29 |
| 8 | Butambala | Kabasanda Tech. Inst | Government Aided | 279 | 279 | 24 | 34 |
| 9 | Gomba | St Peter's Bukalagi Technical Institute | Government Aided | 166 | 100 | 6 | 28 |
| 10 | Iganga | Iganga Tech. Inst | Government Aided | 372 | 243 | 18 | 33 |
| 11 | Jinja | Jinja Voc Training Institute | Government Aided | 102 | 102 | 17 | 48 |
| 12 | Kaabong | Kaboong Technical Institute | Government Aided | 247 | 247 | 6 | 21 |
| 13 | Kabale Mc | Kabale Tech. Inst | Government Aided | 220 | 79 | 16 | 44 |
| 14 | Kaberamaido | Kaberamaido Tech Inst | Government Aided | 295 | 100 | 11 | 19 |
| 15 | Kaliro | Kaliro Tech.Inst | Government Aided | 183 | 183 | 15 | 26 |
| 16 | Kampala | Nakawa Voc Training Institute | Government Aided | 970 | 51 | 23 | 47 |
| 17 | Kampala | Lugogo Voc Training Institute | Government Aided | 403 | 36 | 25 | 46 |
| 18 | Kamwenge | Kitagwenda Technical Institute | Government Aided | 64 | 64 | 7 | 17 |
| 19 | Kanungu | Nyakatare Tech Inst | Government Aided | 92 | 92 | 8 | 17 |
| 20 | Kanungu | Burora Tech. Inst' | Government Aided | 155 | 155 | 3 | 0 |
| 21 | Kasese | Lake Katwe Tech. Inst | Government Aided | 100 | 100 | 11 | 24 |
| 22 | Kasese Mc | Kasese Youth Pol Technical Institute | Government Aided | 126 | 98 | 5 | 0 |
| 23 | Kayunga | Ahmed Seguya Mem Tech. Inst | Government Aided | 355 | 355 | 274 | 18 |
| 24 | Kiryandongo | Kiryandongo Tech. Inst | Government Aided | 90 | 90 | 10 | 21 |
| 25 | Kisero | Kisero Tech. Inst | Government Aided | 199 | 94 | 12 | 29 |
| 26 | Kitgum | Kitgum Tech. Inst | Government Aided | 211 | 98 | 10 | 17 |
| 27 | Masaka Mc | St Kizito Kitovu Technical Institute | Government Aided | 100 | 100 | 17 | 21 |
| 28 | Mayuge | Nkoko Technical Institute | Government Aided | 143 | 100 | 9 | 12 |
| 29 | Mbarara | Rwentanga Technical Institute | Government Aided | 120 | 120 | 11 | 15 |
| 30 | Mbarara | Nyamitanga Tech. Inst | Government Aided | 263 | 263 | 20 | 18 |
| 31 | Mbarara | Rwampara Technical Institute | Government Aided | 120 | 180 | 12 | 16 |
| 32 | Mbarara | Rugando Tech Inst | Government Aided | 152 | 139 | 11 | 35 |
| 33 | Mitooma | Kabira Tech Inst | Government Aided | 100 | 86 | 14 | 21 |
| 34 | Napak | Moroto Technical Institute | Government Aided | 11 | 11 | 4 | 5 |
| 35 | Moyo | Moyo Tech.Inst | Government Aided | 308 | 100 | 22 | 29 |
| 36 | Mpigi | Katonga Technical Institute | Government Aided | 95 | 95 | 7 | 16 |
| 37 | Mubende | Mubende Technical Institute | Government Aided | 70 | 70 | 13 | 22 |
| 38 | Nakapiripirit | Nakapiripirit Technical Institute | Government Aided | 99 | 67 | 8 | 17 |
| 39 | Nebbi | Ora Tech. Inst | Government Aided | 133 | 95 | 5 | 10 |
| 40 | Ntungamo | Ihunga Polytechnic Institute | Government Aided | 100 | 100 | 15 | 29 |
| 41 | Ntungamo | Kibatsi Tech Inst | Government Aided | 100 | 100 | 14 | 17 |
| 42 | Oyam | Minakulu Technical Institute | Government Aided | 128 | 60 | 13 | 20 |
| 43 | Agago | Kalongo Tech Inst. | Government Aided | 80 | 80 | 2 | 10 |
| 44 | Pallisa | Kasodo. Tech.Inst | Government Aided | 100 | 100 | 12 | 21 |
| 45 | Rakai | Kammengo Tech. Inst | Government Aided | 162 | 106 | 13 | 28 |
| 46 | Rukungiri | Rukungiri Tech Inst | Government Aided | 249 | 100 | 24 | 36 |
| 47 | Rukungiri | Uganda Matyres Technical Institute Nyarushanje | Government Aided | 122 | 122 | 11 | 7 |
| 48 | Sheema | Karera Tech. Inst | Government Aided | 226 | 100 | 12 | 44 |
| 49 | Sheema | Kitagata Farm Institute | Government Aided | 241 | 99 | 15 | 16 |

Ministry of Education and Sports
National USE/UPPET and UPOLET Headcount 2014

| S/N | District | School | Ownership | Institution Enrolment | UPOLET Eligible 2013 | Workshops | Teachers |
|-----|-----------|-------------------------------|------------------|-----------------------|----------------------|-----------|----------|
| 50 | Soroti | St Kizito Tech. Inst Madera | Government Aided | 100 | 100 | 21 | 29 |
| 51 | Tororo | Tororo Tech. Inst | Government Aided | 299 | 299 | 6 | 25 |
| 52 | Wakiso | St Joseph. Tech. Inst Kisubi | Government Aided | 100 | 107 | 25 | 45 |
| 53 | Kalangala | Ssesse Agricultural Institute | Government Aided | 202 | 73 | 3 | 6 |
| 54 | Jinja | Kakira Community Poly Tech | Government Aided | 105 | 101 | 14 | 0 |
| 55 | Kotido | Kotido Technical Institute | 0 | 79 | 2 | 8 | 0 |

Annex 18 *BTVET/UPOLET Health Institutions enrolment*

| S/N | DISTRICT | SCHOOL | Overall Intake | Eligible Students | Laboratory | Libraries | Teachers |
|-----|-----------|--|----------------|-------------------|------------|-----------|----------|
| 1 | Arua Mc | Arua Sch Of Nursing | 389 | 381 | 1 | 1 | 6 |
| 2 | Jinja Mc | Jinja Sch Of Nursing/Midwifery | 396 | 416 | 2 | 1 | 14 |
| 3 | Jinja Mc | Jinja Medical Lab | 338 | 346 | 3 | 1 | 4 |
| 4 | Kabale Mc | Kabale School Of Nursing | 201 | 201 | 3 | 1 | 6 |
| 5 | Kampala | Mulago Paramedical (Enviromental And Orthopedic) | 279 | 194 | - | 1 | 2 |
| 6 | Kampala | Butabika School Of Psychiatric Nursing | 352 | 239 | 2 | 1 | 10 |
| 7 | Lira Mc | Lira School Of Nursing | 221 | 254 | 1 | 1 | 5 |
| 8 | Mbale Mc | Mbale School Of Hygiene | 271 | 289 | - | 1 | 14 |
| | | | 2,447 | 2,320 | 12 | 8 | 61 |